

Survey N Entrance Streamway Passage GreenLink Cave




50 m




Length: 37 m

Depth: 20 m

Surveyed by: Jane Furkert, Seb Head, Kevin Mountford 2007

Legend

-  temporary survey station
-  fixed survey station
-  survey lines

-  entrance
-  wall
-  water flow

