

# THE BOOK OF PHI

VOLUME

8

The TRUE VALUE of Pi  
Jain Pi = 3.144...

$$J\pi = 4 \div \sqrt{\phi} = 4 \div 1.272... = 3.144...$$



Jain 108

PUBLISHED 2014

The symbolic release of JainPi being sent forth into the World, via an Art Deco Archer  
★ (A bronze piece by Alexandre Kelety, 1920) ★

# THE BOOK OF PHI

VOLUME

8

THE TRUE VALUE OF PI  
JAIN PI = 3.144605511...

©

JAIN 108

2014


ISBN = 978-0-9872543-4-4

= 3.14460551102969314427823434337183571809248823135089...  
to 50 Decimal Places...

"...This reiterates what I had stated before, that we can now express Pi in terms of Phi, clearly meaning that Pi is redundant, meaning that we can express everything in the universe based on Phi and its Powers. It could be that Pi is a mere incarnation of the Avatar Phi..."

Jain 108

**Pi-oneering...  
the re-introduction  
of the True Value of Pi  
at Gaia's deepest request  
as the timing is appropriate to  
recalibrate the finest frequencies  
inpouring into humanity's consciousness  
to override the density of war, need & greed  
as we begin to relearn to honour the trees and the  
skies and one another, making education of the people  
our sacred duty to teach the transcendental Laws of the Spirals  
setting our pathways to open & embrace the exciting gifts of the physics  
of blackholes - wormholes space travel embarking on a new journey  
where technology complements Nature, where sacred geometry  
is known and understood by all children at the deepest level  
of enquiry. This is our gift to the next generation of souls.**



JainPi in a Spiral having 108 decimal places...

Introducing Jain Pi: a Phi-Pi Relationship.

Revealing the Truth of suppressed mathematics.

The True Value of Pi is recalibrating, re-routing and changing the Wave-Packets and Neural Pathways of the Brain, a shift from disharmonic to Harmonic...

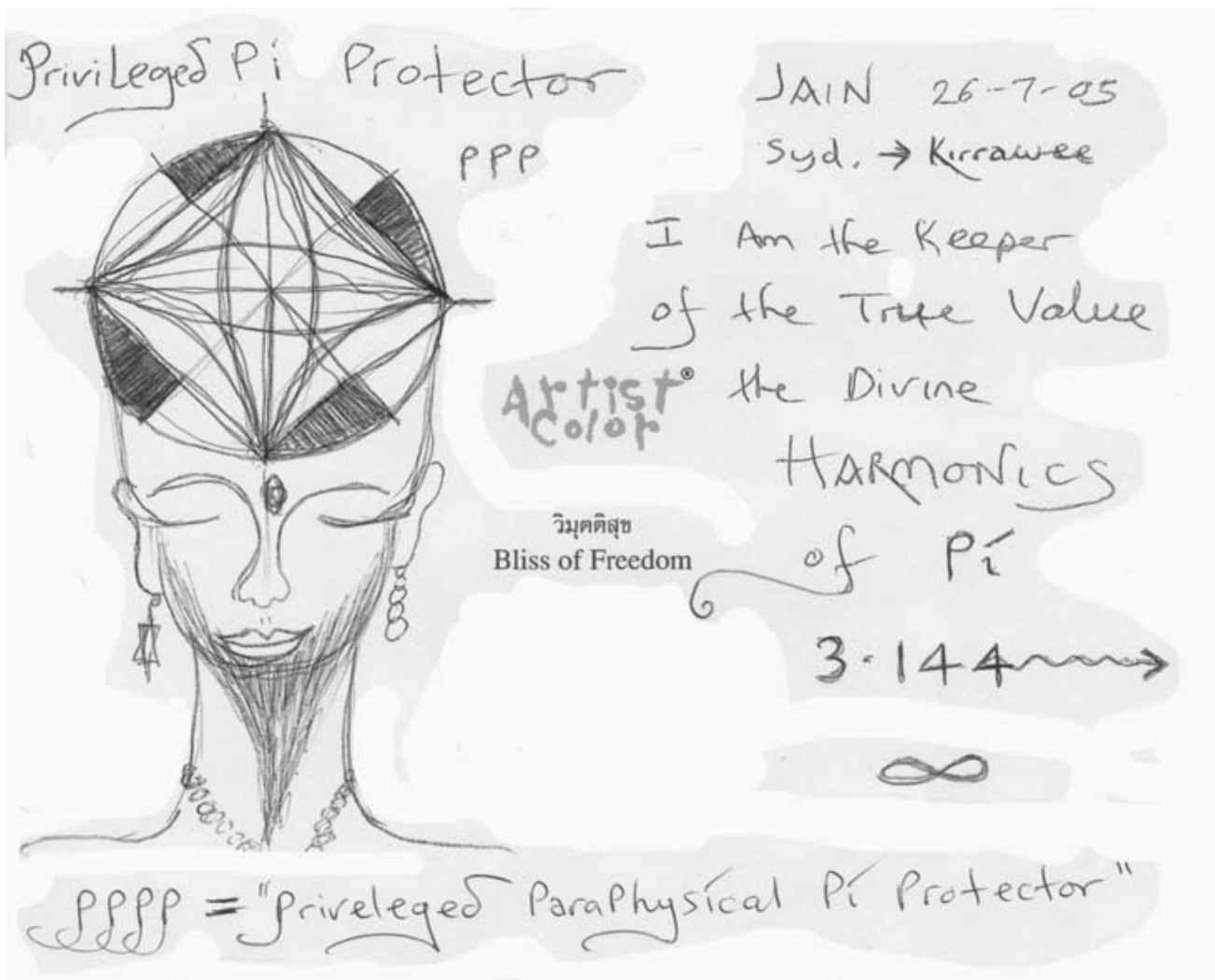
The ushering in of the True Value of Pi is

- 1) Breaking the Prime Directive (since all Earthly Engineering is based on traditional Pi formula, and
- 2) the vortex mathematics that allows us to grasp the Physics of Time Bending. The precision of True Pi's correct decimal expansion into micro-infinity will teach us the physics of black holes and unlimited energy for our planet.

Jain 108

3.144ologist

(Deep Researcher into the Lost Science of ThreePointOneFourFourOlogy)



Pi\_ArtOfJain2005\_TruePiProtector.jpg

The BOOK Of PHI  
Volume 8  
The True Value of Pi  
Jain Pi = 3.144605511...  
By JAIN 108

The BOOK Of PHI  
Volume 8  
The True Value of Pi  
Jain Pi = 3.144605511...  
By JAIN 108

The BOOK Of PHI  
Volume 8  
The TRUE VALUE Of Pi  
Jain Pi = 3.144605511...



or

**The Celestial Meets The Terrestrial**

or

**Pi Under Attack**

or

**The True Value of Jain Pi 3.144...  
Apotheosized  
(or The Apotheosis of JainPi 3.144...)**

or

**Phi Meets Pi**

or

**The Correction of Ancestral Errors**

or

**The Phi-Nomenon of JainPi**


Or

**The MorphoGenesis of Old Pi, Deficient Pi  
to New Pi, JainPi**

At the end of the 21<sup>st</sup> Century, Jain 108 of Mullumbimby Creek,  
Requested that the true value of Pi  
3.144605511029693144...  
be engraved on his tombstone.

# OMNIA EX UNO = All Numbers descend from 1

This book is about breaking the Prime Directive,  
everything you thought Pi was about, is wrong!  
I'm sorry.



When humans posed the idea of flying, about 100 years ago, everyone laughed at the implausible idea; now that the notion of traditional pi may be in error, we are still laughing, but not for long.



# DEDICATION

To my Mother  
Yvonne Khoury Saad

Who just passed away at dawn on 9 - 1 - 2014

At the exact moment of a major sunflare (CME: Coronal Mass Ejection).  
She never understood my fascination with these harmonic anointed numbers,  
but she always gave me her Blessing.

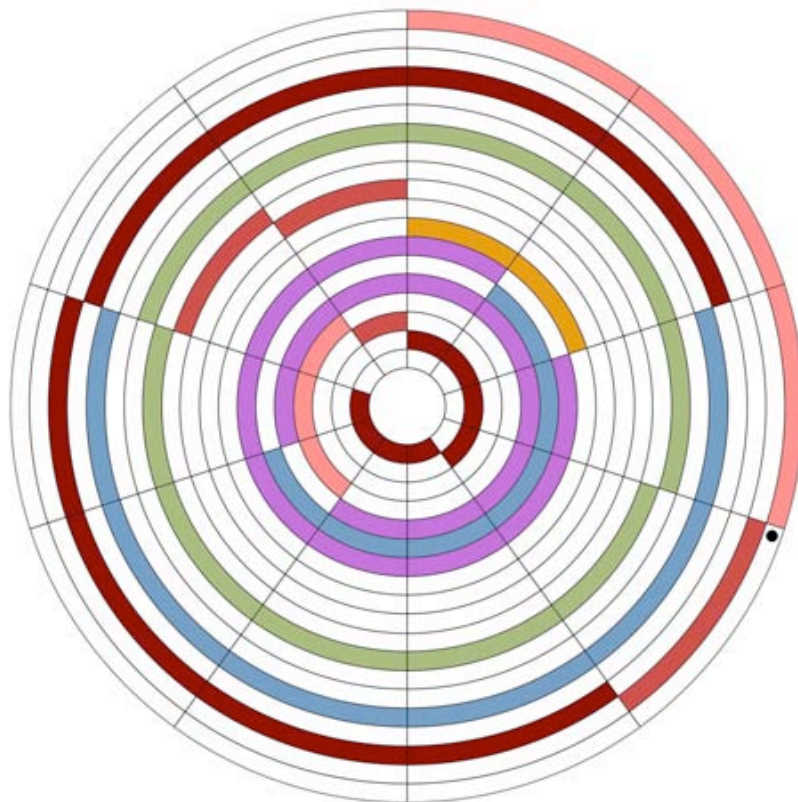


3.144605511029693144...

**3.144605511029693144...**

Chapter	Title	Page No.
	<b>Introduction</b>	16
1	Phi-Pi In The Circle-Square Relationship	25
2	Pi Assassinated: The Resurrection of Phi	37
3	The Geometric Interpretation of $(1+\sqrt{5})\div 2$	46
4	Phi-Pi: Where Else Does Phi and Pi Exist?	82
5	<b>Appendices</b>	104
6	<b>Index</b>	221

## C O N T E N T S   I N   B R I E F



**JainPi Crop Circle**  
 expressed in curvature length to 18 decimal places  
 starting from the outside and imploding to the centre.

# CONTENTS IN FULL

Chapter	Title	Page No.
<b>0</b>	<b>Introduction</b>	16
<b>1</b>	<b>PHI-PI IN THE CIRCLE-SQUARE RELATIONSHIP</b>	25
	<u>Part 1</u> – New Symbols for Pi and Phi	27
	<u>Part 2</u> – Unit Circle, Circumference & Square Area	30
	<u>Part 3</u> – Harmonics Of The Squared Circle	32
	<u>Part 4</u> – The Torus Ring Of Root 5	35
	<u>Part 5</u> – The Reciprocals Of The Powers Of Phi	36
<b>2</b>	<b>PI ASSASSINATED: THE RESURRECTION OF PHI</b>	37
<b>3</b>	<b>THE GEOMETRIC INTERPRETATION OF <math>(1+\sqrt{5})\div 2</math></b>	46
	<u>Part 1</u> “ $\phi$ ” Phi = $(1+\sqrt{5})\div 2$ as a VISUAL CONSTRUCT – Unity Square that Generates the Phi Ratio – The Double Square or Double Cube that Generates Root 5 – The Maltese Cross Generated from the Root 5 Diagonals whose Sweeping Path or Locii Generates a Circle which is the Geometry of Pi	67
	<u>Part 2</u> The Geometric Interpretation of $(1+\sqrt{5})\div 2$ – Square ROOT of 5 STAR – Division of the Circle into 9 Layers Based on PHI and Root 5	



Chapter	Title	Page No.
	<b>Appendix 5</b> The Billy Meier and Jain 108 Connection & Prophecy of the True Value of Pi=3.144605511...	125
	<b>Appendix 6</b> Keely's Pi Value Of 3.144... Is The Same As Jain's True Value Of Pi	129
	<b>Appendix 7</b> Prof Stefanide's Value Of 3.144... Based on the Golden Root - Is the Solution to a 4 <sup>th</sup> Dimensional Equation	135
	<b>Appendix 8</b> Pi Appears In The Barbury Castle Crop Circle, Wiltshire, 2008	138
	<b>Appendix 9</b> Chart For The Powers Of Pi & JainPi	144
	<b>Appendix 10</b> Bill Harrington's Pinary Solar System: Email Notes On JainPi	148
	<b>Appendix 11</b> Dr Serban of Romania Has Also Established Independently that True Pi = 3.1446...	157
	<b>Appendix 12</b> Taylor's Secret Of the Great Pyramid in Cheops: Contains Measurement Of JainPi = 3.1446...	169
	<b>Appendix 13</b> JainPi (3.1446...) is the Solution to the 4 <sup>th</sup> power (4 <sup>th</sup> - Dimensional) Quadratic Equation: $x^4 + 4^2x^2 - 4^4 = 0$	178
	<b>Appendix 14</b> Phi Pi Relationships	183
	<b>Appendix 15</b> Buffon's Needles and JainPi = 3.144...	190
	<b>Appendix 16</b> Jain Pi to 1000 Decimal Places	192
	<b>Appendix 17</b> Eudemus' Reference to JainPi	194
	<b>Appendix 18</b> Email From Japasetta: Reference to JainPi	196
	<b>Appendix 19</b> JainPi 3.144... To Infinity	199
	<b>Appendix 20</b> Nathan Jolly's Article On JainPi Sent To Monash University	206


Chapter	Title	Page No.
	<b>Appendix 21</b> NASA Engineer "Smokey" Admits Pi Is In Error	213
	<b>Appendix 22</b> The Decimal Magic of Nine	214
	<b>Appendix 23</b> Laser Surveying To Confirm True Pi	215
	<b>Appendix 24</b> Guest List For "Is Pi A Lie? International Conference	217
	<b>Appendix 25</b> Bibliography + Website Links	218
	For 4 more important references to JainPi, refer to the sequel to this book: The Book Of Phi, Vol9: Appendices	
	<b>Appendix A</b> Magic Squares, Phi & Pi	
	<b>Appendix B</b> Control Charts Utilizing 3.144...	
	<b>Appendix C</b> Los Alamos Value of JainPi = 3.144...	
	<b>Appendix D</b> The MonteCarlo Method: Reference To JainPi = 3.144...	
<b>6</b>	<b>INDEX of Words</b>	<b>221</b>
	<b>INDEX of Numbers</b>	<b>238</b>
	The End	

Our current generation of students today  
 are suffering ill from the malillumination  
 of a sad & poorly outdated mathematics curriculum.  
 One quintessential strategy for the remedy  
 is to inject more solaroid-like panels  
 of Fibonacci sequences,  
 5 platonic solids,  
 magic squares  
 and the corrected / restored value of True Pi / JainPi / 3.144...

(Jain 108 January 2014, Mullumbimby Creek)

○ ○ ○ ○ ○ ○ p p p s s s

## Traditional Pi 3.141592... Is An Impossible Figure



**impossible figure** "The Rollercoaster," a rendering in two dimensions of a structure impossible to build in three dimensions. *Jos Leys, [www.josleys.com](http://www.josleys.com)*

**Fig 0**

"The Roller-Coaster" is an Impossible Figure, it is a rendering in 2-dimensions of a structure impossible to build in 3-dimensions.

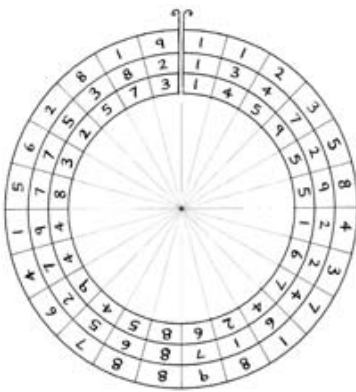
(By Jos Leys, [www.josleys.com](http://www.josleys.com), sourced from the book by Darling: "The Universal Book of Mathematics")

# CHAPTER 0

## INTRODUCTION

In my previous books (The Book of Phi, volumes 6 & 7) I revealed in full detail 5 distinct Fibonaccoid Codes, the only possible symmetrical and infinitely repeating sequences in the universe of addition under Digital Compression. They are itemized below, listing their respective sequence, periodicity and sigma sum.

**CODES 1, 2 & 3:** The 3 Phi 108 Codes (see Fig 0-a):



PC1-(1,1,2): 1, 1, 2, 3, 5, 8, 4, 3, 7, 1, 8, 9, 8, 8, 7, 6, 4, 1, 5, 6, 2, 8, 1, 9...

PC2-(1,3,4): 1, 3, 4, 7, 2, 9, 2, 2, 4, 6, 1, 7, 8, 6, 5, 2, 7, 9, 7, 7, 5, 3, 8, 2...

PC3-(1,4,5): 1, 4, 5, 9, 5, 5, 1, 6, 7, 4, 2, 6, 8, 5, 4, 9, 4, 4, 8, 3, 2, 5, 7, 3...

All 3 summing to (108 + 9) or 117, all 3 have a Periodicity of 24 meaning they are 24 Repeating Patterns. When viewed in the 24 x 81 Fibonaccoid Chart, it is evident that these 3 Primal ParaPhysical Wheels of 24 systematically generate a total of 72

other similar wheels or circular sequences whose sigma is also 117.

The total sigma  $\Sigma$  or sum of all digits in this chart of 24 x 72 is 117 x 72 = 8,424.

**CODE 4:** Another Infinitely Repeating Sequence is The Wheel of 8 Digits: (3-3-6-9-6-6-3-9) based on Tesla's reference to the 3-6-9 Code. The sigma  $\Sigma$  sum of this is 45 which is also the sum of 1+2+3+4+5+6+7+8+9, implying that the number 9 and its complete set of 9 numbers underpins the mathematical laws of creation.

In the Fibonaccoid Chart of 24x81, there exist 8 rows of 3-3-6-9-6-6-3-9 but there are 3 sets of these in each row, giving a complete set of 3 x 8 = 24 repeating sequences. Its total  $\Sigma$  = 24 x 45 = 1,080 (a Harmonic of 108 since 10 x 108 = 1,080).

**CODE 5:** The 5<sup>th</sup> possible recursive fibonaccoid code is the last line or row of the 24x81 Chart, which is a series of repeating Nines (9s), of which there are 24, therefore its  $\Sigma$  = 24 x 9 = 216.



When we combine all these  $\Sigma$  sums of the 5 distinct Codes, derived from the totality of digits in in the 24 x 81 Chart (see Fig 0-b) we get:  
 $8,424 + 1,080 + 216 = 9,720$ . This grand sum is also a Harmonic of 108 since  $108 \times 9 = 9,720$ . Thus True Value of Pi is steeped in sri 108.



**Fig 0-a**

The 3 Phi Codes  
 Showing alignment of 111 and 888

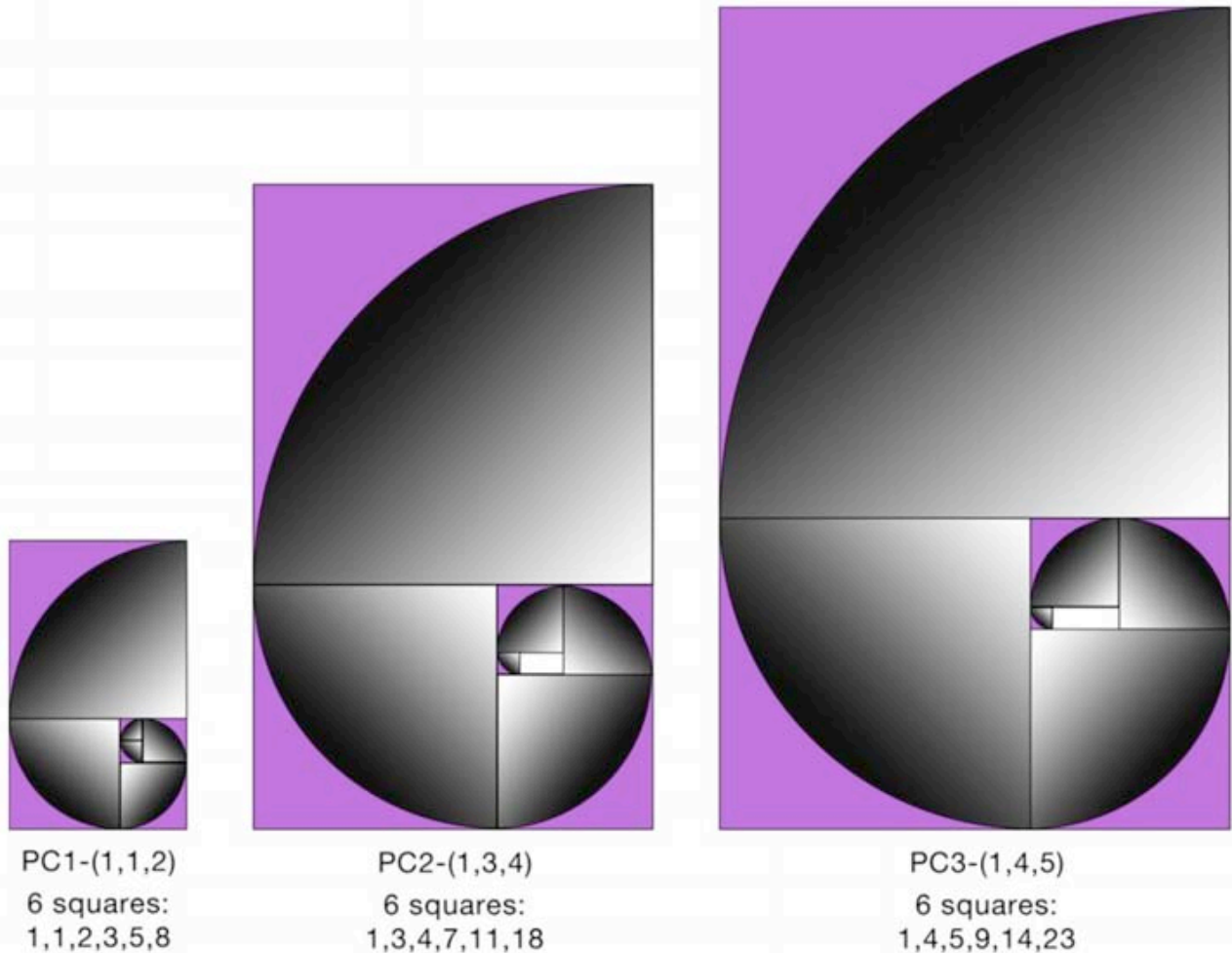
## The 24x81 Chart of the 81 possible PHI-codes (mod 9)

1	1	2	3	5	8	4	3	7	1	8	9	8	8	7	6	4	1	5	6	2	8	1	9	117
1	2	3	5	8	4	3	7	1	8	9	8	8	7	6	4	1	5	6	2	8	1	9	1	117
1	3	4	7	2	9	2	2	4	6	1	7	8	6	5	2	7	9	7	7	5	3	8	2	117
1	4	5	9	5	5	1	6	7	4	2	6	8	5	4	9	4	4	8	3	2	5	7	3	117
1	5	6	2	8	1	9	1	1	2	3	5	8	4	3	7	1	8	9	8	8	7	6	4	117
1	6	7	4	2	6	8	5	4	9	4	4	8	3	2	5	7	3	1	4	5	9	5	5	117
1	7	8	6	5	2	7	9	7	7	5	3	8	2	1	3	4	7	2	9	2	2	4	6	117
1	8	9	8	8	7	6	4	1	5	6	2	8	1	9	1	1	2	3	5	8	4	3	7	117
1	9	1	1	2	3	5	8	4	3	7	1	8	9	8	8	7	6	4	1	5	6	2	8	117
2	1	3	4	7	2	9	2	2	4	6	1	7	8	6	5	2	7	9	7	7	5	3	8	117
2	2	4	6	1	7	8	6	5	2	7	9	7	7	5	3	8	2	1	3	4	7	2	9	117
2	3	5	8	4	3	7	1	8	9	8	8	7	6	4	1	5	6	2	8	1	9	1	1	117
2	4	6	1	7	8	6	5	2	7	9	7	7	5	3	8	2	1	3	4	7	2	9	2	117
2	5	7	3	1	4	5	9	5	5	1	6	7	4	2	6	8	5	4	9	4	4	8	3	117
2	6	8	5	4	9	4	4	8	3	2	5	7	3	1	4	5	9	5	5	1	6	7	4	117
2	7	9	7	7	5	3	8	2	1	3	4	7	2	9	2	2	4	6	1	7	8	6	5	117
2	8	1	9	1	1	2	3	5	8	4	3	7	1	8	9	8	8	7	6	4	1	5	6	117
2	9	2	2	4	6	1	7	8	6	5	2	7	9	7	7	5	3	8	2	1	3	4	7	117
3	1	4	5	9	5	5	1	6	7	4	2	6	8	5	4	9	4	4	8	3	2	5	7	117
3	2	5	7	3	1	4	5	9	5	5	1	6	7	4	2	6	8	5	4	9	4	4	8	117
3	3	6	9	6	6	3	9	3	3	6	9	6	6	3	9	3	3	6	9	6	6	3	9	135
3	4	7	2	9	2	2	4	6	1	7	8	6	5	2	7	9	7	7	5	3	8	2	1	117
3	5	8	4	3	7	1	8	9	8	8	7	6	4	1	5	6	2	8	1	9	1	1	2	117
3	6	9	6	6	3	9	3	3	6	9	6	6	3	9	3	3	6	9	6	6	3	9	3	135
3	7	1	8	9	8	8	7	6	4	1	5	6	2	8	1	9	1	1	2	3	5	8	4	117
3	8	2	1	3	4	7	2	9	2	2	4	6	1	7	8	6	5	2	7	9	7	7	5	117
3	9	3	3	6	9	6	6	3	9	3	3	6	9	6	6	3	9	3	3	6	9	6	6	135
4	1	5	6	2	8	1	9	1	1	2	3	5	8	4	3	7	1	8	9	8	8	7	6	117
4	2	6	8	5	4	9	4	4	8	3	2	5	7	3	1	4	5	9	5	5	1	6	7	117
4	3	7	1	8	9	8	8	7	6	4	1	5	6	2	8	1	9	1	1	2	3	5	8	117
4	4	8	3	2	5	7	3	1	4	5	9	5	5	1	6	7	4	2	6	8	5	4	9	117
4	5	9	5	5	1	6	7	4	2	6	8	5	4	9	4	4	8	3	2	5	7	3	1	117
4	6	1	7	8	6	5	2	7	9	7	7	5	3	8	2	1	3	4	7	2	9	2	2	117
4	7	2	9	2	2	4	6	1	7	8	6	5	2	7	9	7	7	5	3	8	2	1	3	117
4	8	3	2	5	7	3	1	4	5	9	5	5	1	6	7	4	2	6	8	5	4	9	4	117
4	9	4	4	8	3	2	5	7	3	1	4	5	9	5	5	1	6	7	4	2	6	8	5	117
5	1	6	7	4	2	6	8	5	4	9	4	4	8	3	2	5	7	3	1	4	5	9	5	117
5	2	7	9	7	7	5	3	8	2	1	3	4	7	2	9	2	2	4	6	1	7	8	6	117
5	3	8	2	1	3	4	7	2	9	2	2	4	6	1	7	8	6	5	2	7	9	7	7	117
5	4	9	4	4	8	3	2	5	7	3	1	4	5	9	5	5	1	6	7	4	2	6	8	117
5	5	1	6	7	4	2	6	8	5	4	9	4	4	8	3	2	5	7	3	1	4	5	9	117
5	6	2	8	1	9	1	1	2	3	5	8	4	3	7	1	8	9	8	8	7	6	4	1	117
5	7	3	1	4	5	9	5	5	1	6	7	4	2	6	8	5	4	9	4	4	8	3	2	117
5	8	4	3	7	1	8	9	8	8	7	6	4	1	5	6	2	8	1	9	1	1	2	3	117
5	9	5	5	1	6	7	4	2	6	8	5	4	9	4	4	8	3	2	5	7	3	1	4	117

**Fig 0-b**

Half of the Fibonaccoid Chart of 24 x 81.

The 2 columns of the left are the primitive pairs that generate the sequences



**Fig 0-c**

The 3 Phi Codes Spirals = 666

The 3 Phi Codes = **666**, showing their relative or comparative sizes. These 3 spirals generate a complete set of 72 various or uniquely proportioned spirals. It is my belief that these 72 spirals, like the science of ancient sea-shell technologies, demonstrate various acoustic frequencies, and importantly that the 3 main Primal or ParaPhysical spirals that I call **the 3 Phi Code 666 Spirals depict the optimum Pathways to Implosion** or zero-point technology. That is why this information has been hidden, so that it can not be applied, up till now.



The inherent patterns of 3-ness evident in the 3 Phi Codes, in the 3 Phi Spirals etc are the main clues that links the Phi Connection to the realm of Pi. To really understand that Phi and Pi are twins or intimately connected is evident in the 3 tangential circles (shown on the following page, and also on [page 39, fig 2b](#), by Erlandsen) required to highlight the Phi ratio hidden in the geometries of the Unit Circle, the very ratio required to state absolutely that the true value of Pi is based on the square root of Phi.

This 3-ness is everywhere, in every time:

- the Buddha's 3-fold flame
- the "Triad Wave" (Brenda Williams, see [www.earthproject777.com](http://www.earthproject777.com))
- the Triple Bonds of dna (between the G-C molecules Guanine and Cytosine) etc

It is my belief that conventional Pi methods have no proofs.

I call forth Pi Conferences, admitting only Constructive Proof. I advocate "formalism":

*"where mathematical systems are studied for properties such as consistency and completeness"* (D. Hilbert 1862-1943)

In the words of Bruce Rawles (international sacred geometry teacher and author) praising Robert Lawlor's book "Sacred Geometry" which inspired my generation of readers:

*"this book... is ambrosia for mystics who know that there is a deeper truth of which form is just a fleeting reflection".*

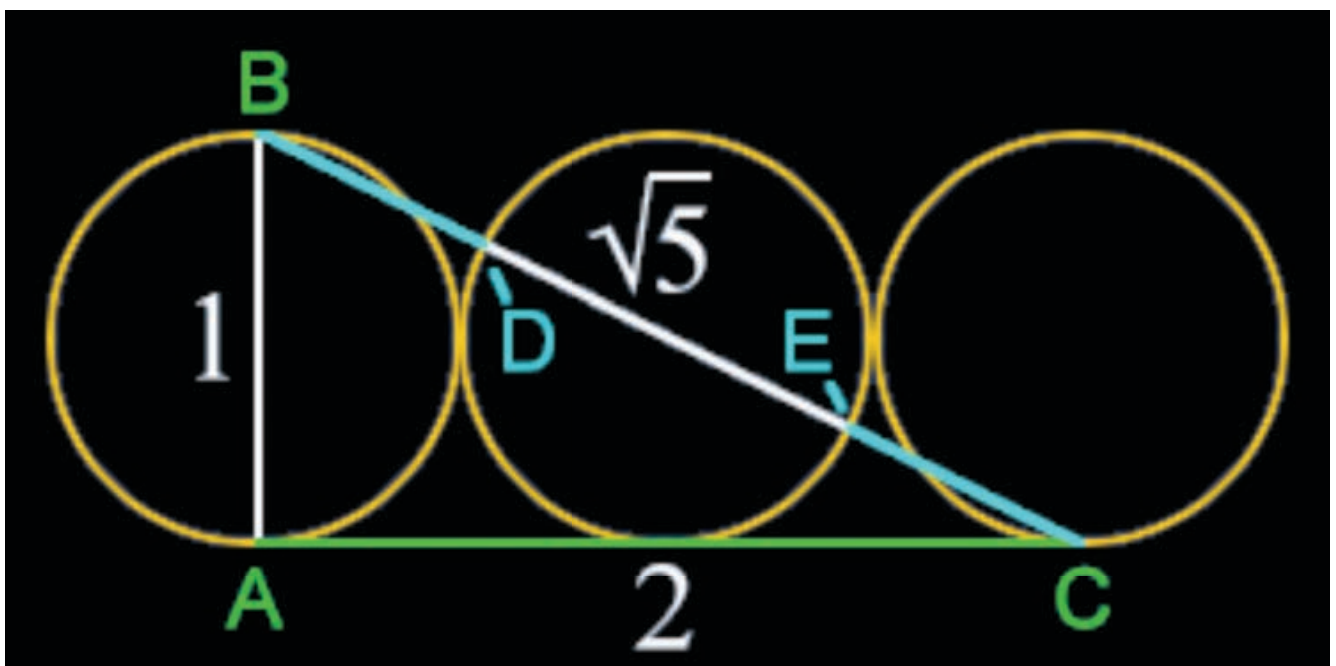
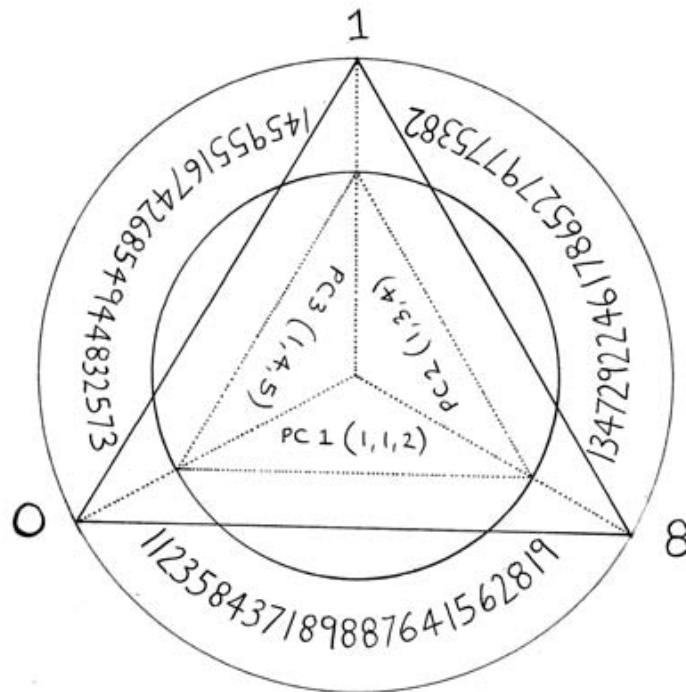


Fig 0-d

Erlandsen's most special revelation, that 3 circles touching upon a line, have a phi connection, where the length BE (of 1 unit) is divided by BD (=0.618... the reciprocal of Phi) is the Golden Cut (1:1.618...).

# TRIANGLING the CIRCLE



The 3 Phi Codes in one Circular Ring: (Sum of all = 351) embedded in the rare sacred geometry of The Triangling of the Circle. *JAIN 108* 4-4-13 Mck  $r=50\text{mm}$   $R=77.7\text{mm}$   $L=134.6$

Fig 0-e

“Triangling Of The Circle” where the area of the triangle is equal to the area of the inner circle.

Here are the 3 Phi Codes, shown in one circular ring embedded in the sacred geometry of the “Triangling Of The Circle” where the square Area of the EquiAngular Triangle is the same as the square Area of the smaller Circle.

(nb: this is a very rare image created by Jain, as most mathematical scholars invariably discuss the mystical Squaring of the Circle, but you will never hear of the Triangling of the Circle. The Large Triangle therefore fits perfectly into the shape of the Circle! It has a mathematical elegance about it).

Intro continued.....

## A CHRONOLOGY OF PI

Here is a partial list of some of the historical names in traditional pi's development. (dp = decimal place)

1. Rhind Paypyrus (2000 BC) =  $3.16045 = 4 \times (8 \div 9)^2$
2. Archimedes, (250 BC) = 3.1418 = average of the bounds (correct to 3 dp)
3. Chang Hong (130 AD) = 3.1622 = Square Root of 10 or  $\sqrt{10}$
4. Ptolemy (150 AD) = 3.14166 (correct to 3 dp)
5. Liu Hui (263 AD) = 3.14159 (correct to 5 dp)
6. Zu Chongzhi (480 AD) = 3.141592920 =  $355 \div 113$  (correct to 6 dp)
7. Aryabhata (499AD) = 3.1416 =  $62,832 \div 2000$  (correct to 3 dp)
8. Brahmagupta (640 AD) = 3.1622 =  $\sqrt{10}$
9. Al-Khwarizmi (800 AD) = 3.1416 (correct to 3 dp)
10. Fibonacci (1220 AD) = 3.141818 (correct to 3 dp)
11. Madhava (1400 AD) = 3.1415926535 (correct to 10 dp)
12. Al-Kaashi (1430 AD) = 3.1415926535 (correct to 14 dp)
13. Francois Viete (1579), (correct to 9 dp)
14. Van Ceulen (1596 AD) = 3.1415926535897932384626433832795029 (correct to 34 dp)
15. John Wallis (1655 AD)
16. William Brouncker (1658)
17. Isaac Newton (1666), = 3.1415926535897932 (correct to 16 dp)
18. James Gregory, Gottfried Wilhelm Leibnitz (1670)
19. Isaac Newton (1666) (correct to 16 dp)
20. Abraham Sharp (1699) (correct to 71 dp)
21. John Machin (1706-1776), (correct to 100 dp)
22. Leonard Euler (1748)
23. William Rutherford (1824), (correct to 152 dp)
25. William Rutherford (1853), (correct to 400 dp)
26. William Shanks (1874), (correct to 527 dp)
27. Srinivas Ramanujan (1914)

### COMPUTER CALCULATIONS OF PI

28. D.F. Ferguson & John Wrench (1947), (correct to 808 dp using a Desk Calculator)
29. George Reitwiesner et al (1949), (correct to 2037 dp using an ENIAC)
30. Daniel Shanks & John Wrench (1961), (correct to 100,265 dp using an IBM 7090)
31. Eugene Salamin, Richard Brent (1976)
32. Kazunori Miyoshi & Yasumasa Kanada (1981), (correct to 2,000,036 dp using a FACOM M-200)
33. Jonathan Borwein, Ferdinand von Lindemann (1882), Peter Borwein (1991)
34. David Chudnovsky & Gregory Chudnovsky (1989) (correct to 480,000,000 dp)
35. David Bailey and Simon Plouffe (1996)
36. Yasumasa Kanada & Daisuke Takahashi (1999), (correct to 206,158,430,000 dp using a HITACHI SR8000) etc

Thanks to all the giants above, and many more unlisted, who all got it wrong, otherwise this book would not have been written.

## INTRODUCTION

Thoughts by Jain 1-10-13.

For you to understand the magnitude of what True Pi really is, visualize your self, if you were growing up in my generation, in the 1960s when I was a child, we were watching the Jetsons, a kind of space-age cartoon based on a normal family in the future, where cars would fly around space etc... This was considered mere fantasy, but nonetheless, a whole generation of children grew up with this type of Star Trek imprinting. Now lets go ahead from the 1960s to say the 1990s or year 2000 and look at how far the technology has come. If 20 years ago, say early 1990's, someone said that we would all have a phone in our pocket which was as powerful as a desktop computer and could allow us to watch any movie of our choice and make international phone calls where you actually can view the person live, (like in the Jetsons 50 years ago), people would have laughed. Its actually a reality now.

I remember when I was 15, I must have predicted "Facebook": I was sharing a room with my brother, (actually, all my growing up years, one reason why I left home to travel the world in my early twenties), my interests then were in writing and poetry and maths, and we use to talk a lot sharing some ideas, I said to him one day "one day I bet you people will be "liking" things. But my brother did not understand, "what do you mean, who cares what you like". I replied, I can see it, it will be so trendy, everyone will know what you "like" and whatever you like, it will be published some how, and if you like what someone else likes, you can like that too". By then, that conversation ended with my brother, and I never thought about it again, (except once when some article appeared in a Women's Weekly magazine where couples listed what they liked in food and movies and entertainment etc) till of recent times, with the advent of Facebook, its all about "like this" and "like that" site or picture or article or person. Its all about "like me" so I can be seen by others as Mr or Mrs or Ms Popular, "like my page", "like my post", "like my blog" or "like my website" so I can raise the ranks of my pathetic life and be taken as serious or important.

With this in mind, the introduction of JainPi will bring about a great revolution in consciousness, bordering on Star Trek reality, the correct decimals of True Pi somehow are a StarGate, a Portal or window or some sort of entry into the true physics of how to Bend Time intelligently and safely, so when we go on a stellar journey, we know how to navigate properly, how to return to where we started from. Its all about the right Harmonics of the Triangle-Square-Pentagon-Circle Complex, the most fundamental of all Geometries (because if we get this right, the 3 and the 4 and the 5 it will allow access to the Entity of 6-ness: the Sun Codes symbolized by the Magic Square of 6 or the 666 Prophecies, being encoded in this well known mathematical fact that the cubic equation  $3^3 + 4^3 + 5^3 = 6^3$  or  $27 + 64 + 125 = 216$  and 216 relates to the sri 108 energy since  $216 = \text{double } 108$ ). Because the traditional pi harmonics today are deliberately a bit out of whack, because pi has been falsely educated to you as 3.141... its out of alignment with the true wheels within wheels, that is why the apparently exciting new developments like wi-fi have negative repercussions: having mobile phones to your ear for too long can cause brain cancer, because the micro-wave frequencies are burning or frying your consciousness... thus the true value of pi will end the tyranny, will end the deaths of the next rising visionaries like Keplers and earth-acupunturists like Teslas who have been silenced or slaughtered or martyred because their inventions would have made electrical

power to the earth for free by merely sticking an antenna or needle in the right harmonic and geometrical place, in the right decimal point.

So you can see the predicament that I am in, I see the future clearly changing, I see the university-educated demons all around me who will fight this battle to the end, as they don't want to lose their control of this psycho-lithium-induced drug battle, this lie, this ultimate error of reasoning, this extension of ecocide, they will cling on and slam the facts to keep the sheeple eating their meager pesticided grass, and meanwhile, the worlds sewerage is still going out into the ocean, the politicians are still fighting to dredge the Great Barrier Reef in Australia without realizing that it could harm millions of years of evolution, and sheeple are not composting their wastes, so until the people wake up and want the change, when they wake up and sort out their rubbish and seek better solutions to all the atrocities around them, then change will come. That is what the new decimals of True Pi is all about the changing of one set of decimals to another, a change from an old structure or arrangement of decimals to a newer and more ecosophical set of numbers or vibrations. Symbolically too, these decimals are not just numbers, each decimal of pi is another dimension, is guiding us into the nano-technological-sphere, since each decimal is a progression from Units to Tens to Hundreds to Thousands to Millions to Billions etc, but also in the micro-worlds as 1/10 to 1/100 to 1/1000 etc right down to the sphere of atoms, to the natural fabric of neutrons and gluons and planck constants, whereas traditional pi is a synthetic fabric, a false weave, a polyester in disguise of hemp, its time to take the wool from your eyes and see at least that a better world is possible. Like you, I am at a loss too, the change is so big we do not know where to start from. Thus my personal battle is to make change in the world of education around me, thinking local is also thinking global or for want of a better word: glocal, it make take 20 years or more for the glocal changes to be made visible, but that is the only place that I know of where to start, where to focus my energy. You may have a different approach, and it is valid. I can confidently say that I can see changes in society happening, even at the social level. I remember 30 years when I was always promoting wheatgrass and organic juices, and people laughed at me. Now, the last 2 times I went to the Cronulla mall near the beach, Sydney, I decided I was going to have my naughty soy-latte and as I am walking along the mall looking for which café will satisfy my craving, I noticed that the younger generation of youth, in there late teens and early 20s were all sipping on their healthy juices bought from 2 places like "Boost" or "So Fresh" and the more I saw this, the more I started feeling guilty about even having a coffee when I could be having a naturally squeezed juice, so in the end the guilt grew and grew and both times I succumbed to having juices. This is the power of social change, it is happening, very slowly, habits can change, but yes it is tangible. Perhaps in 10 years, all juices will be made from organic produce, so these are the little steps. It is from these simple observations that makes me positive to see the societal acceptance of the True Value of Pi, to declare that traditional Pi is falsch. One day everyone will be smirking or laughing at the ridiculous thought of a previous generation of ridiculous people believing that Pi could have ever equaled 3.141592...

This JainPi Frequency is currently curing and will cure the Parthenogenesis of outdated modern text book mathematics.

**Jain 108:**  
**Mathematical Maverick**



# CHAPTER 1

## PHI-PI IN THE CIRCLE-SQUARE RELATIONSHIP

# Phi Pi

### PHI-PI IN THE CIRCLE-SQUARE RELATIONSHIP

Subtitled: HARMONICS OF THE UNIT CIRCLE

19th Dec 2009



In this book, I will be using the 2 terms coined by E.W. Hobson (circa 1913) and others for:

- 1 - "CIRCLE'S QUADRATURE" is the name for circles and squares having equal AREAS (also "Mystical Squaring of the Circle") and
- 2 - "RECTIFYING THE CIRCLE" is the name for circles and squares having equal PERIMETERS.

## **CHAPTER 1**

# **PHI-Pi In The CIRCLE-SQUARE RELATIONSHIP**

**This Chapter INCLUDES:**

### **PART 1**

**– New Symbols for Pi and Phi**

### **PART 2**

**– Unit Circle, Circumference & Square Area**

### **PART 3**

**– Harmonics Of The Squared Circle**

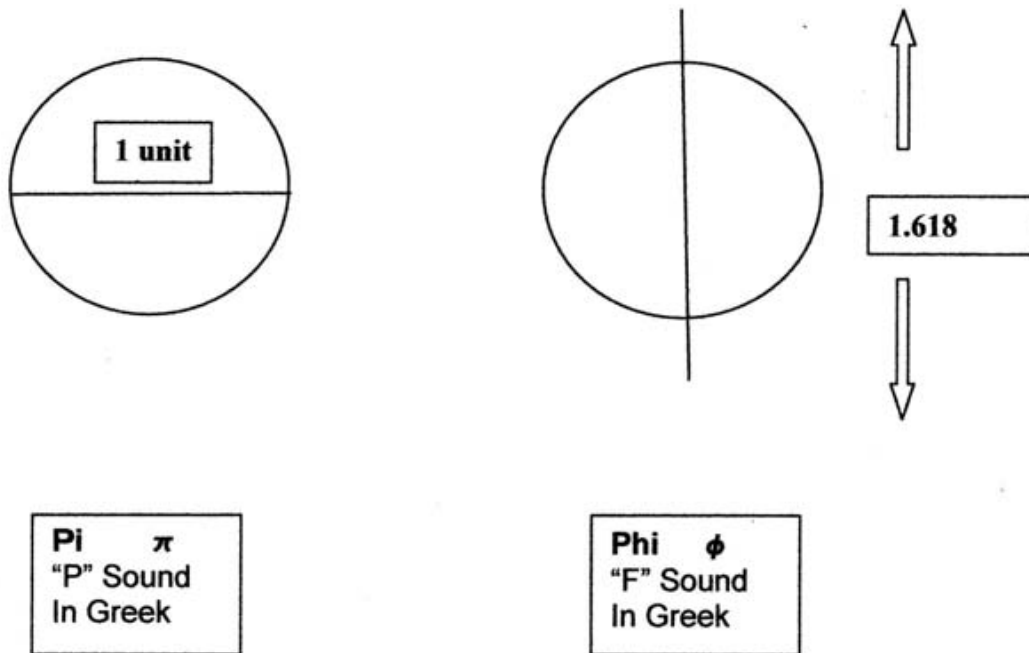
### **PART 4**

**– The Torus Ring Of Root 5**

### **PART 5**

**– The Reciprocals Of The Powers Of Phi**

**PART 1**  
**New Symbols for Pi and Phi**



**Fig 1a**

**Fig 1b**

Let's Begin.

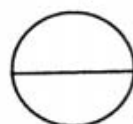
**WHAT IS Pi ?**

Pi is the Relationship or RELATION SHIFT between the Circle and Square Dynamics. In ancient Chinese Feng Shui culture, this was symbolic of Heaven (Circle) and Earth (Square).

To maintain UNITY CONSCIOUSNESS we always need to begin with the UNIT CIRCLE where diameter = 1 unit = sides of the square.

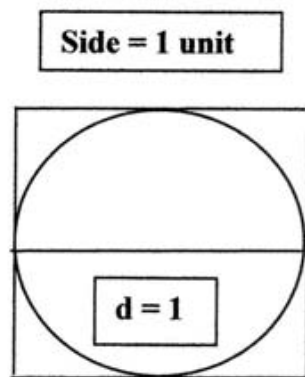
Pi is simply the natural relationship between a Unit Circle and its natural square boundary. Traditionally, Pi has an approximate value of 3.14159...

The best symbol therefore for Pi is not what we know it as "π", but as:



**Fig 1c**

But Circumference of Circle does not equal the Perimeter of the Square. (The Square-Circle entity is an eternal, timeless relationship or Fixed Design).



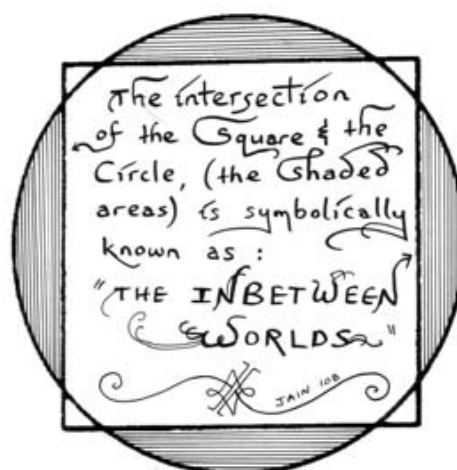
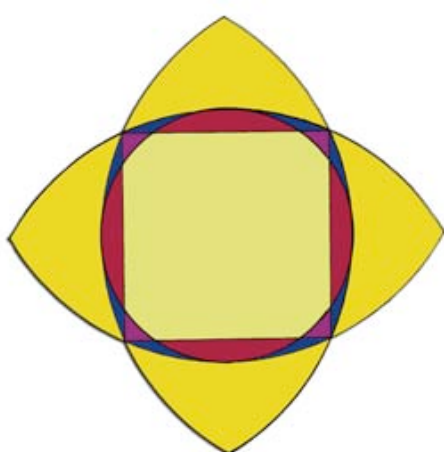
**Fig 1d**  
**The Unit Circle, diameter = 1**  
**Circumscribed by its Square**

**Jain 108's Epiphany**

Pi is in Phi

We are moving towards a truly amazing geometry where the Circle and Square become Equal.

(This will reveal the True Value of Pi as 3.144... and the Mystical Squaring of the Circle that is Phi x Pi (Phi 1.618... times Pi 3.144... = 5.086... The only known shape in the Universe that I currently know of, that embraces both Phi and Pi is the Pyramid mathematics of Gizeh, known as Grid Point 1, in contrast to say Grid Point 44 which is near Wilpena Pound in South Australia.



**Fig 1e**  
**The Mystical Squaring of the Circle,**  
**is the key to establishing the true value of Pi**

In the next section, Part 2, we will look closely at the eternal relationship between the area of the circle in contrast to the area of its bounding square, which gives a value of .786 which has a relationship to the Phi Mysteries, therefore connecting Phi and Pi.

This fact, is a true Bullet, a force of knowledge not to be argued with, that ultimately will kill pi, thus allowing the next true candidate, the entity of 3.144... to take its natural ranking in the upcoming mathematical world events.



**Fig 1f**

The Question is:

What is the eternal relationship  
of the Circle Area and Circle Circumference  
to its surrounding or circumscribed Square.

If diameter of circle is  $d=1$  then the eternal constant is 3.144...  
not 3.141...

3.144605511029693144...

## PART 2

### UNIT CIRCLE, CIRCUMFERENCE AND SQUARE AREA

Let's look at Fig 1d, the Unit Circle Circumscribed by its Square. Here are the 2 well known formulae we learnt at school regarding:

- 1 - the Circumference of the Circle  $C = 2\pi r$  or  $\pi d$ .
- 2 - the Area of the Circle  $= \pi r^2$ .

1 - the Circumference of the Circle  $= 2 \pi r$  or  $\pi d$ .  
 $C = 2 \pi r$ . Since diameter  $d = 1$  then  $C = \pi$ .

ie. The Circumference of the Circle  $= \pi = 3.144...$

(nb: In my other works, whenever I refer to the True Value of Pi as 3.144... instead of the traditional value of Pi as 3.141592... I will call it "Jain Pi" or "Jain  $\pi$ " or " $J\pi$ " for short).

The Perimeter of the Square  $= 4 \times 1 = 4$  units.

The relationship or Proportion of the Circumference of the Circle to the Perimeter of the Square  $= p/4$  where  $"/$  = division or  
 $= 3.144... \div 4$   
 $= .786...$

which can be expressed as an important ratio to Unity:  
 $= .786... : 1$

A question of interest that arises here is that we can look at this eternal proportion of  $J\pi / 4$  (True Pi divided by 4) in its reverse or inverse, and view it as  $4 \div J\pi$  giving  $4 \div 3.144... = 1.272...$  which is correctly known as the "Square Root of Phi" or Root Phi. Root Phi means: what number multiplied by itself gives the value of Phi 1.618033...

Thus  $1.272... \times 1.272... = 1.618033...$

2 - the Area of the Circle  $= \pi r^2$ .

Since  $d=1$ , then radius  $r=1/2$  or a half or .5 as a decimal.

Area  $= \pi \times (1/2)^2 = \pi \div 4 = .786...$  (Short rounding off for .7853981...)

nb: this is the same proportion as above where we looked at the proportion of the Circumference to the Square.


Here follows another way of deriving .786 that connects it importantly to the Divine Proportion (1:1.618033... where big Phi = 1.618033... and the reciprocal of this ie:  $1/\phi$  is known as small phi = .618033...).

Now, it is very interesting that the Square Root of the Reciprocal of Phi, ie: Root of  $1/\phi$  or Square Root of small phi, is expressed as: the Root or Square Root of .618033...

and is = .786151377... aka  $1 \div \sqrt{1/\phi}$

which is the same value as the Circle to Square ratios in both their Circumferences and Square Areas. This means, at the outset, at the most primal root of our geometric universe or Creation Genesis there exists a function or Harmonic of Phi in the teletial (same word for celestial or heavenly circles) and terrestrial (or earthly or Square Physical Form) realms. This is the clue that we have been looking for that the True Value of Pi must be based upon the Intuitively derived Value of Pi based on the Square Root of Phi ( $\sqrt{\phi}$ ) which = 1.272...

That is why metaphysical scientists now are rewriting Einstein's equations in terms of the Harmonic Powers of Phi (Lucas Sequence 1, 3, 4, 7, 11, 18, 29, 47 etc or also known as the Infinite Stairway to Heaven) whose secret recursive coding is the Sri 108 pulse based on Jain's 24 Infinite Repeating Pattern, an Ancient Time Code whose time is ready to be released and above all, Shared.

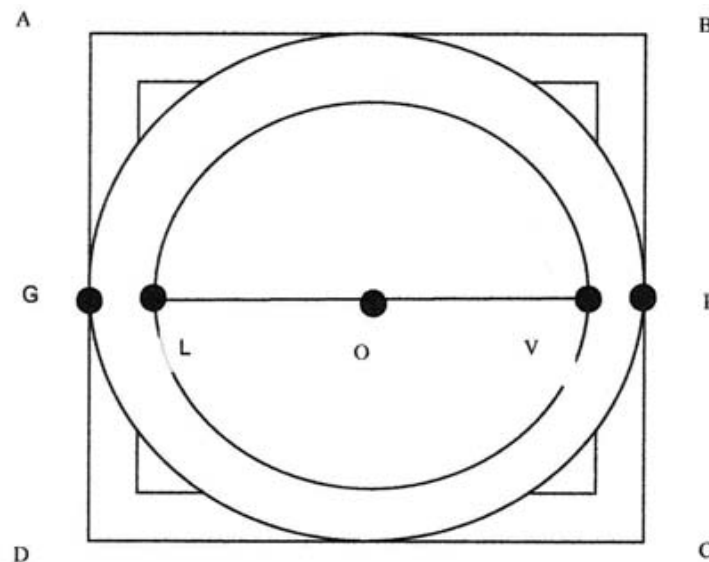


Centre of the Magic Square of 7x7 (at  $8 \times 11.25^\circ$ )  
(sample of an upcoming range of Decals,  
Adhesive Transparencies for the international market)

## PART 3 HARMONICS OF THE SQUARED CIRCLE

From previous Jain Mathemagics worksheets we know how to Square the Unit Circle, whose diameter  $d=1$ . It is shown here.

To Square The Circle, observe this diagram **Fig 1g** below, which is really asking: how much do we need to extend or extrapolate the original diameter  $d=LV$  of 1 unit to a larger diameter such that the circumference of the circle ( $=3.144..$ ) is equal to the perimeter of the square ( $=4$  units).



**Fig 1g**

The Mystical Squaring of the Circle  
Aka the Mystical Quadrature of the Circle

Diameter of Inner Circle =  $LV = 1$

Circumference of Unit Circle =  $J\pi = 3.144\dots$

Perimeter of Square ABCD = 4 units

To UNITE HEAVEN and EARTH (by making the Square and Circle Equal), we need to make the Outer Circle's circumference EG also equal to 4 units.


Since  $C = \pi d$  then  $4 = \pi d$  and  $d = 4 / \pi = 1.272\dots$

= Root of Phi ( $\sqrt{\phi}$ )

ie. Only Phi or Harmonics of Phi, can make Heaven and Earth Equal, giving harmonic resonance.

In summary, we take the Unit Circle and expand it to a Harmonic of the Divine Proportion:



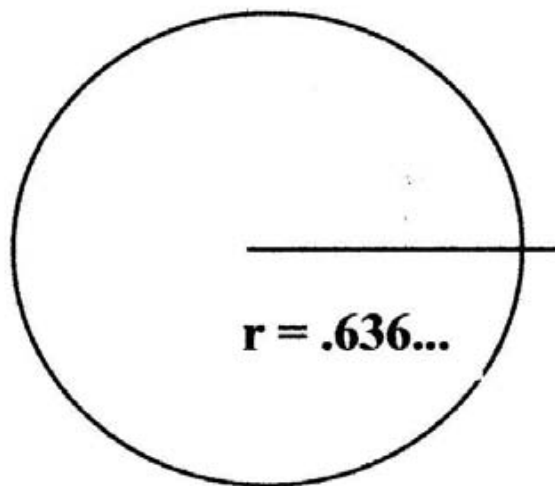


**Fig 1h**

The extrapolation of Unit Circle's Diameter from 1 unit to 1.272 is the shift from one dimension to the next. This precise frequency is a Root Phi Harmonic.

In terms of Radii (plural of Radius), we are extending our Radius of OV (in Fig 1g) of  $\frac{1}{2}$  or .5 to OE  
 = Root Phi or 1.272...  $\div$  2  
 = .636...

Now that we have "Squared The Circle", we can conclude that both the Perimeter of the Square ABCD and the Circumference of the Circle GE both have a value of 4 units.



**Fig 1i**

**The Radial Harmonic of .636 Squares the Circle!**

To conclude this article, we need now to calculate both the Circumference and Square Area (A) of this larger Squared Circle GE shown in Fig 1g, where diameter = 1.272...

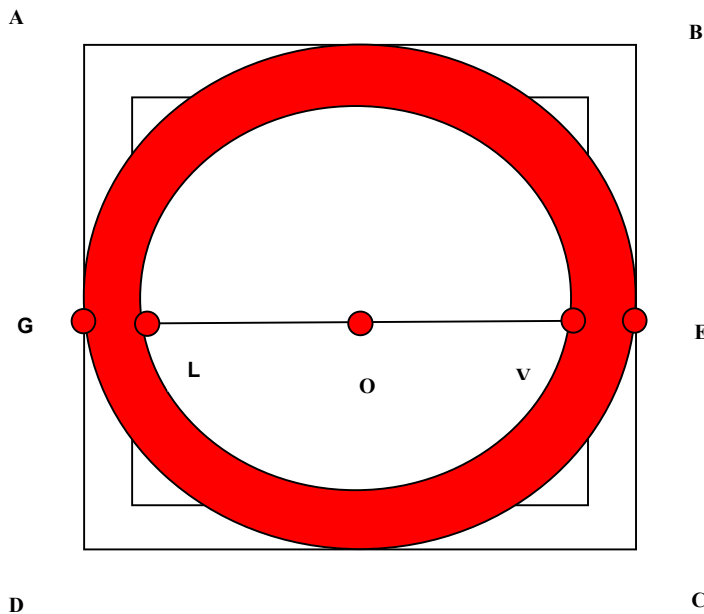
$$\begin{aligned}
\text{Circumference } C &= \pi \times d \\
&= \pi \times \text{Root Phi} \\
&= 3.144... \times 1.272... \\
&= 3.999168... \\
&= \text{approximately } 4
\end{aligned}$$

$$\text{Area } A = \pi r^2 = \pi \times (.636)^2 = 1.272... = \text{Root Phi}$$

$$\begin{aligned}
\text{Perimeter of Square} &= 4 \times \text{Root Phi, since the side of the square is Root Phi} \\
&= 4 \times 1.272... \\
&= 5.088... \\
&= \text{Phi times Pi or} \\
&= \phi \pi
\end{aligned}$$

(nb: when using precision to only 3 decimal places ie. 3dp the value of Phi-Pi =  $3.144 \times 1.618 = 5.086...$  which is sufficient for this exercise).

**PART 4**  
**The TORUS RING of ROOT PHI**



**Fig 1j**  
**The Torus Ring of Root Phi**  
**Indexed against The Unit Circle**

What is the Square Area of the Torus (latin word for Ring) shown highlighted in **Fig 1j** above.

It is the Square Area of the larger Circle GE minus the Square Area of the smaller Unit Circle.

The Square Area of the larger Circle GE:

$$\text{Area A} = \pi r^2 = \pi \times (.636)^2 = 1.272... = \text{Root Phi}$$

Square Area of the smaller Unit Circle:

$$\text{The Area of the Unit Circle} = \pi r^2.$$

Since  $d=1$ , then radius  $r=1/2$  or a half or .5 as a decimal.

$$\text{Area} = \pi \times (1/2)^2 = \pi / 4$$

$$= .786 \text{ (or the Square Root of the Reciprocal of Phi).}$$

Thus the Square Area of the Torus Ring

$$= \text{Root Phi minus Root of Reciprocal of Phi}$$

$$= 1.272... \text{ minus } .786...$$

$$= .486...$$

**PART 5**  
**The RECIPROCALs of the POWERS of PHI**

Using Phi to 9 decimal places = 1.618033988...

For your memory power, it is a good practice to learn the following Powers of Phi, to 3 decimal places, shown in the far right hand column, which approximate to the Lucas Series (1, 3, 4, 7, 11, 18, 29, 47, 76, 123 etc).

<b>The RECIPROCALs of the POWERS of PHI</b>			
<b>Power</b>	<b>Phi Reciprocal</b>	<b>To 9 dp</b>	<b>To 3 dp</b>
.5	$1/\phi^{1/2}$	= .786151377...	= .786
1	$1/\phi^1$	= .618033988...	= .618
2	$1/\phi^2$	= .381966011...	= .382
3	$1/\phi^3$	= .236067978...	= .236
4	$1/\phi^4$	= .145898034...	= .146
5	$1/\phi^5$	= .090169944...	= .090
6	$1/\phi^6$	= .05572809 ...	= .056
7	$1/\phi^7$	= .034441854...	= .034
8	$1/\phi^8$	= .021286236...	= .021
9	$1/\phi^9$		

## CHAPTER 2

### PI ASSASSINATED: The Resurrection Of Phi

**Article by JAIN 108**

Written on the 12-1-2-12

Where is the Phi button (1.618033988...) on your modern electronic calculator? How come you only see the Pi button (3.141592654...)?



**Fig 2a**

The mathematically biased electronic calculator is Phi-less.  
This is wrong.

<b>Prophecy:</b>		
<b>2 new buttons will appear:</b>		
<b>1</b>	<b>Phi Button</b>	<b>= 1.618...</b>
<b>2</b>	<b>JainPi Button</b>	<b>= 3.144...</b>

Let it be said: Traditional Pi (3.14159265...) has no handle. It has no true identity, no real expression, no dna, in the sense that it can not be expressed in terms of anything else. Having no handle, means there is nothing to grab or hold. It is simply not shareable.

Ask any of your maths teachers, "where did the value of Pi come from, like, how can we mathematically derive Pi?". They don't know, and they will answer lamely, "oh, it comes from computer calculations, using Archimedes idea of millions and billions of polygons that divide the circle... blah blah". They don't know 'cos Pi can not be described or described in any visible formula known to us, yet, yet implying hitherto, or up till now, mathematicians like myself have seen through the millennia of flawed logic and have grokked clearly that hey, we can simply delete pi completely, don't express anything in terms of pi, as it is an unknown value, and use something intelligent that we know of, that we can grab, that we can hold and adore. The clue is in your hands: your 5 fingers has inspirationally led to the value of Square Root of 5 (2.236...) which is part of the formula for Nature's Living Curvation called  $\Phi = (1 + \sqrt{5}) / 2$ .

As an aside, the disturbing and perhaps conspiratorial reason why your calculator only shows Pi and not Phi has led or contributed to this lesson of ignorance. Have a look at your electronic calculator, observe this absence of Phi, then chuck it in the bin until the next generation of young mathematicians create a street march for the global re-introduction of Phi on all calculators. This is a must. It has been a deliberate imprisonment of your perception. (Just watch "Donald Duck in Mathmagic Land" by Walt Disney in the late 1950s and you will see that they started favourably to spoon feeding that generation (my generation) the ParaPhysical truths of Phi and Pentacles and Pythagoras, trying to educate the American masses to beat the Russians to the moon, and then what did they do, they pulled the mathematical carpet from under our feet, poisoned all the mathematical plums and feed us this dry curriculum that you have every right to protest

about; that is why you hated maths at school, 'cos your Higher Self had already tuned into this mass hypnotism to stay dumb and eat the dry crumbs of algebra).

So, having said that, can we think in another different way, can we simply express Pi in terms of Phi, so that the invisible connections can be seen in the Phi-Pi Phi-nomenon. What we are attempting to do here, is to get rid of Pi completely, I mean, lets assassinate Pi and resurrect Phi. To do this successfully and totally radically we must give acknowledgement to Bengt Erik Erlandsen on 1/11/2006 who expressed Pi (the Circle-Square) in terms of Phi by a very clever linear arrangement of 3 circles:

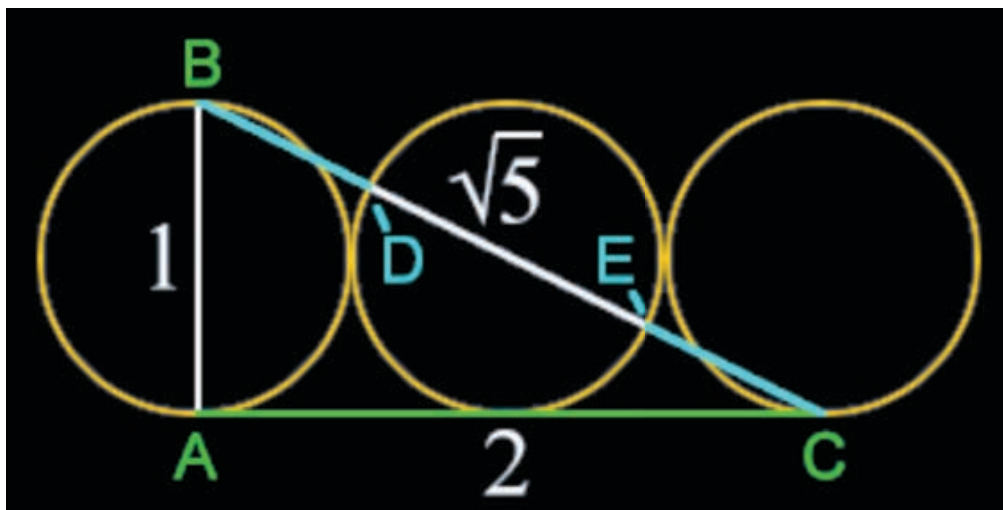


Fig 2b

### Three Circle Construction

$$BE \div BD = \text{Phi}$$

(taken from [www.goldennet.org...](http://www.goldennet.org...))

Put three circles with a diameter of 1 (AB and DE) side by side and construct a triangle that connects the bottoms of the outside circles (AC) and the top and bottom of the outside circles (BC). The dimensions are as follows:

$$AB = 1 \quad AC = 2 \quad BC = \sqrt{5} \quad DE = 1$$

The line BC thus expresses the following embedded phi relationships:

$$BE = DC = [(\sqrt{5}-1) \cdot 2] + 1 = (\sqrt{5}+1) \cdot 2 = 1.618 \dots = \text{Phi} (1.618\dots)$$

$$BD = EC = (\sqrt{5}-1) \cdot 2 = 0.618\dots = \text{phi}$$

nb: What opens to the doors to the Phi Mysteries, simply happens to be an innate Under-Inner-Standing of the Trinity, of 3ness of the TriUne in One, TriDivision, The 3 in 1 etc... which no doubt pervades all cultural religions... like the Hindu Brahma (Creation), Vishnu (Preservation) and Shiva (Destruction); and the Christian trinity: Father (Abba)-Mother (Amma)-Child; Jesus-Magdalene-and their Child etc.

And then, credit must go to VortexSpace.org who was inspired by Erlandsen's "3 Circles Generating Phi"

(see: <http://vortexspace.org/display/theory/Closed-Form-Derivation+of+Pi+from+Phi>)

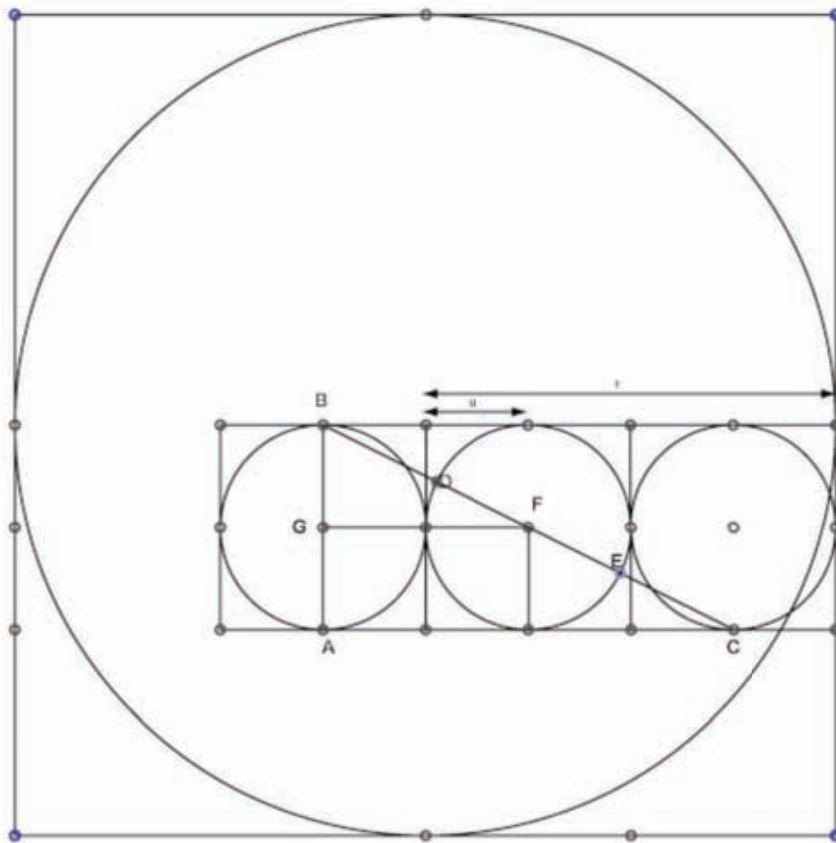
Thus VortexSpace.org took these 3 linear Circles containing Phi and highlighted it in a larger square of 16 smaller squares. This is Genius, this overall expression of the bounding square around the larger circle being divided into 16 smaller squares or 16 smaller circles. This is a Key (the quartering of the Original Radius "R" such that  $R=r+r+r+r$ ) and is shown in the diagram below.

The following 2 diagrams is part of the revolutionary mathematically material that will assassinate Pi, because we can now express Pi in pure terms of Phi. This is the main dagger that ends Pi's life.

This diagram is so important, it reignites the ancient concept that 16ness was part of the Key to open up the true value of Pi.

It means that we can now express all our important equations of the circle, not in Pi, but purely in Phi. This is a radical development that will lead to the perfected realms of vibratory medicine, implosion, time bending, black holes... and a new era of truth.





$$\begin{aligned}
 r &= \text{BigcircleRadius} \\
 \text{BigcircleArea} &= \pi r^2 \\
 \text{BigboxArea} &= 4r^2 \\
 \text{BigcircleArea} / \text{BigboxArea} &= \frac{\pi}{4} \\
 \text{SmallboxArea} &= \text{BigboxArea} / 16 \\
 \text{Smallcirclearea} &= \text{SmallboxArea} * \pi/4 \\
 \\
 \text{Phi} &= \text{BE} / \text{GF} & u &= r/4 \\
 \text{GF} &= 2u & r &= 4u \\
 \text{BE} &= \text{BF} + u \\
 \text{BF} &= \sqrt{(\text{BG})^2 + (\text{GF})^2} \\
 \text{BF} &= \sqrt{(u)^2 + (2u)^2} \\
 \text{BF} &= \sqrt{5u^2} \\
 \text{BE} &= \sqrt{5u^2} + u \\
 \text{Phi} &= \frac{\sqrt{5u^2} + u}{2u}
 \end{aligned}$$

**Fig 2c**

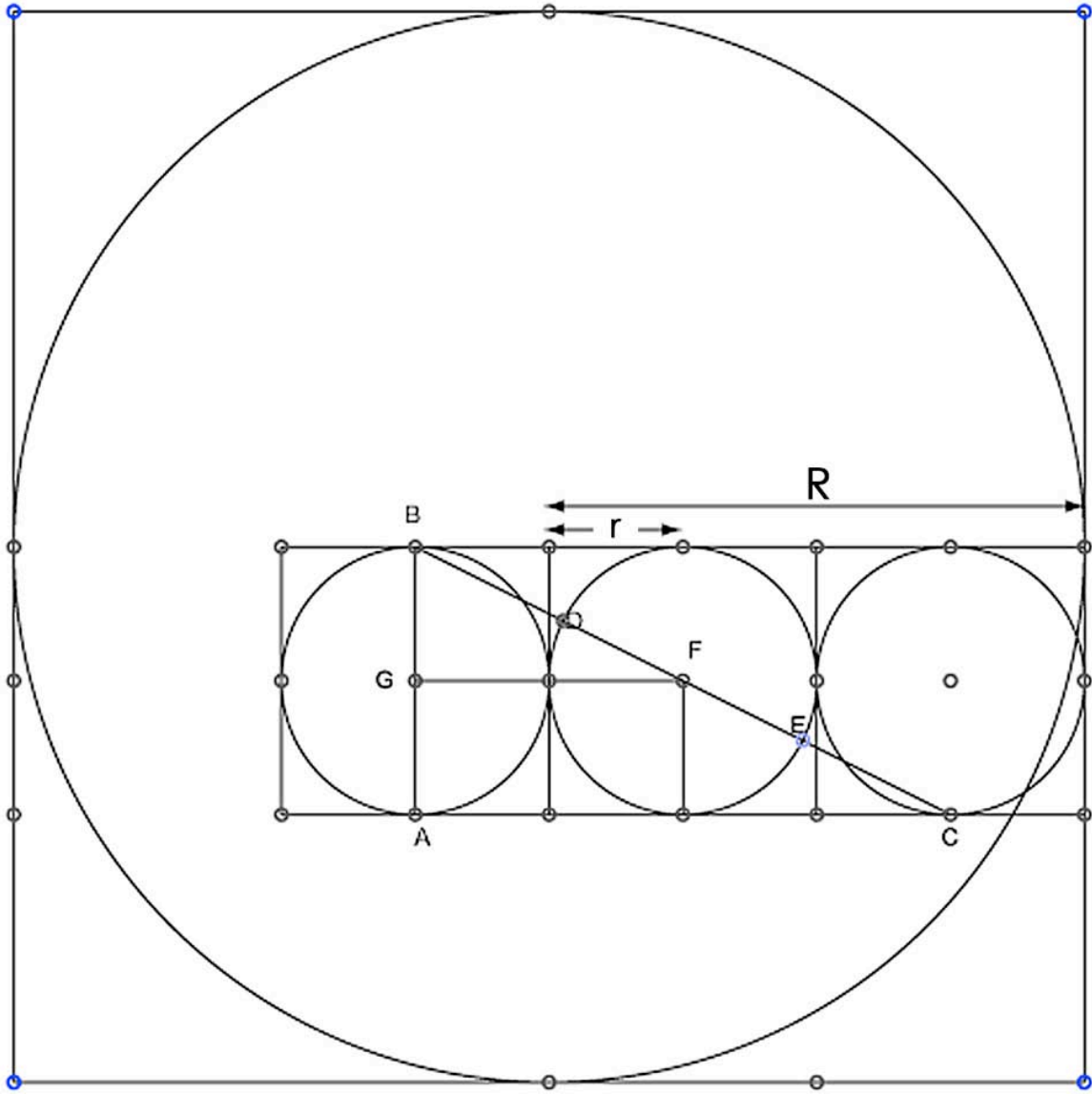
**VortexSpace.org’s diagram that revolutionarily expresses Pi and all essential Circle Harmonics in terms of Phi**

(image taken from vortexspace.org who kindly acknowledged my link to the first internet reference on True Value of Pi being 3.144...

<http://vortexspace.org/download/attachments/26673406/phi-circle-proof-1.gif>

It has been proved by earth's thought-leaders in mathematics that Pi can be exactly derived from a whole number and that the previously used **value of Pi** by "legacy mathematics" is **approximately 0.0958% too small (3.141 vs 3.144)**. This becomes significant at the level of precision needed in producing synchronously reinforcing magnetic-field producing structures. This is possible because a new discovery has been made allowing phi to be defined in terms of a ratio of the area and circumference of a circle. The derivation proof from this discovery is introduced below. Current methods of finding Pi using "successive approximation" of a curve into lines fall short. Pi cannot be solved via successive approximation and will always come up as short (which is why current methods show it is 3.141) - this is because of the **fractal nature of space** and that a curve in space can actually be subdivided infinitely. So no matter how many times you divide a curve into a straight line and do another successive approximation - there will still be a portion of the curve, or another crevice inside of the curve - that you still have not gotten. Thus all previous methods at **calculating pi from successive approximation of curves into lines fall short because they are missing small crevices in the curve**.

<b>Incorrect value of Pi obtained from successive approximation of curves (below)</b>
3.14159265358979323846264338327950288419716939937510 (...)
3.14460551102969314427823434337183571809248823135089 (...)
<b>True fractal-based closed-form-derivation value of Pi (above)</b>



**Fig 2d**

Jain's version of the above diagram by VortexSpace.org,

Expressing the quartered Radius as "r"

I am including both diagrams, the original VortexSpace.org diagram that expresses  $u = r/4$  and my improved diagram above which replaces the "u" and expresses it as  $R/4$  or more coherently as  $R=r+r+r+r$

$$r = R \div 4$$

$$R = \text{Big Circle Radius} = r+r+r+r$$

$$\text{Big Circle Area} = \pi R^2$$

$$\text{Big Box Area} = 4 R^2$$

$$\text{Big Circle Area} \div \text{Big Box Area} = \pi \div 4$$

$$\text{Small Box Area} = \text{Big Box Area} \div 16$$

$$\text{Small Circle Area} = \text{Small Box Area} \times \pi \div 4$$

$$\text{Phi } (\phi) = \text{BE} / \text{GF}$$

$$\text{BE} = \text{BF} + r$$

$$\text{BF} = \sqrt{(\text{BG}^2 + \text{GF}^2)}$$

$$= \sqrt{[r^2 + (2r)^2]}$$

$$= \sqrt{(5r^2)}$$

$$\text{BE} = \sqrt{(5r^2)} + r \quad \text{Now substitute this value into Phi } (\phi) = \text{BE} / \text{GF}$$

$$\phi = \frac{\sqrt{(5r^2)} + r}{2r}$$

Here, in the box above, we can substitute the value of the Quartered Radius (r) as r = 1 and observe how the familiar formula for Phi appears:

$$\phi = \frac{\sqrt{5} + 1}{2}$$

Or rearranging terms:

$$\phi = \text{Phi} = \frac{1 + \sqrt{5}}{2} = 1.618033...$$

2

## THE CHESS BOARD OF LIFE / CREATION

The Graph Paper or Grid required to essential compose this diagram when  $r = 1$  is a Large Square that has 8 small radii, so it is an 8x8 matrix or Grid of 64 smaller squares that is needed as the skeletal framework to make this phi magic happen. As you know, this 8x8 grid is the substance of the Chess Board or appropriately, The Game of Life).




Fig 2e

Expressing Pi only using Phi and the Concept of the Quartered Radius is based on a Unit Square divided into 16 parts then subdivided by quartering again, forming an 8x8 Matrix aka Chessboard design.

nb:  $64 = 16 \times 4$

nb:  $64 = 4 \times 4 \times 4$  or  $4^3$  and is a powerful reference to the 64 triplet codons that constitute DNA).

So you can see that we are on a quest for finding Phi hidden somewhere in the simple Circle-Square complex or composition or identity, and to do this, we had to have 16 smaller Circle-Squares in the overall Larger One.

Or perhaps, another way of saying this, to assassinate Pi and to resurrect Phi, was that we had to do some urgent surgery by quartering the larger Radius of the Original Circle. ie: the Phi in Pi is seen via the x-ray tool of  $R \div 4$ .

Who would of thought of that, by dividing the Unit Circle into 16 parts (or really  $8 \times 8 = 64$  parts), opened the door to ancient secret forbidden knowledge!

But we did have to first understand the underlying Trinity of Nature, that 3 circles in a line contained the sacred phi (or Phire / fire.)



**Where is the Phi button on the Electronic Scientific Calculator ?  
Time that the Pi button bow down,  
upgrades to JainPi,  
and share centre stage with the grand appearance of Phi.**

# CHAPTER 3

## THE GEOMETRICAL DERIVATION OF (1 + ROOT 5) ÷ 2

Jain's Phi-Pi Connection: A Visual Construct  
Showing the Circle of Pi as The Loci of Infinite Phi

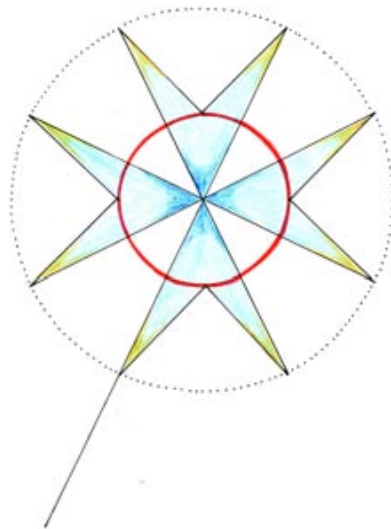
$$\text{Where } \phi \text{ Phi} = \frac{1+\sqrt{5}}{2}$$

by JAIN 108

7<sup>th</sup> March, 2008, Mullumbimby Creek, NSW

### Jain's $\phi$ $\pi$ Connection

(rare and unpublished material, never been in print before,  
and shown here as Part 1, Part 2 and Part 3)



# This Chapter INCLUDES:

## PART 1

" $\phi$ " Phi =  $(1+\sqrt{5})\div 2$  as a VISUAL CONSTRUCT

- Unity Square that Generates the Phi Ratio
- The Double Square or Double Cube that Generates Root 5
- The Maltese Cross Generated from the Root 5 Diagonals whose Sweeping Path or Loci Generates a Circle which is the Geometry of Pi's Curvature

## PART 2

Analyzing the Inner Components  
of this Geometrical  $(1+\sqrt{5})\div 2$

or

The Geometric Interpretation of  $(1+\sqrt{5})\div 2$

## PART 3

- Jain 108 of Oz  
True Value of Pi = 3.144605511...  
Based on the Square Root of Phi

## PART 1

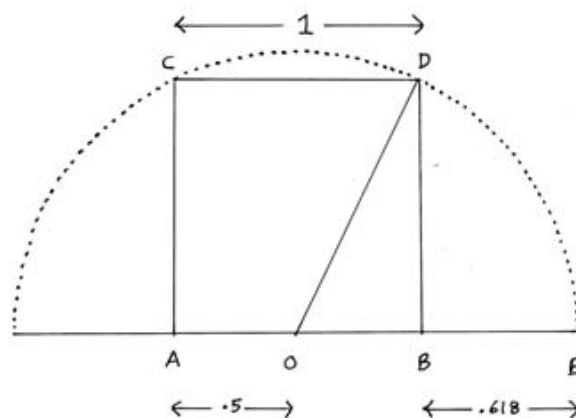
### "Φ" Phi = $(1+\sqrt{5})\div 2$ as a VISUAL CONSTRUCT

Firstly, here are facts that we already know, and will inspire us to see what the Phi relationship is to Pi, understanding that the only known way how we can view the decimalization of Phi (the golden proportion 1:1.618033... infinite) is to recognize that "φ" Phi =  $(1+\sqrt{5})\div 2$  and that by determining this, we will establish a clear connection to "π" Pi, all of which that is to follow, can be understood by any teenage student who has a basic understanding of geometry.

In fact, all that one really needs to know is the mathematical gem known as Pythagoras' Theorem  $3^2 + 4^2 = 5^2$ .

At this point, I need to state, though this information is simple enough for any teenage student to understand, it needs to be said that this rare information is basic knowledge but is **Advanced Knowledge** in the sense that we need to already know this concept of the Golden Mean or the Phi Proportion and the Root of 5 (PhiVe), as well as Pi which is simply the relationship of the Unity Square to the Circle circumscribing it.

The first fact is that the ancients knew that the Unity Square, when placed centrally in the semi-circle, produced the anointed Phi Ratio. This is a Bullet of fact. This diagram is the Key to JainPi as the Circle Harmonics can now be expressed in terms of Phi.



**Fig 3a**

**Unity Square in the Semi-Circle generates the Reciprocal of Phi known as  $1\div\Phi$  or  $1/\Phi = .618033988\dots$**



In the diagram above, **Fig 3a**, you can see that the Unity Square fits snugly into the semi-circle. Letting  $AB=1$ , and "O" = the Origin or centre, the Golden Rectangle is generated geometrically by placing your compass upon the diagonal of the half square known as OD, and arcing this point down from D to produce the point E, which is really describing the semi-circle! This means that the 3 points CAE gives you enough information to generate the Golden Rectangle, and that the distance  $BE = .618033988\dots$

We say that  $AB : BE = 1/\Phi$ .

The realm of **Intuitive Mathematics** would state clearly that if a Unit Square inside a Semi-Circle generates Phi ratios, then surely, that same Unit Square inscribed with its own Circle, (whose Circumference is that which we call Pi) the fundamental connection between all Circles and Squares with the same diameters or sides lengths must be rooted in Phi ratios!

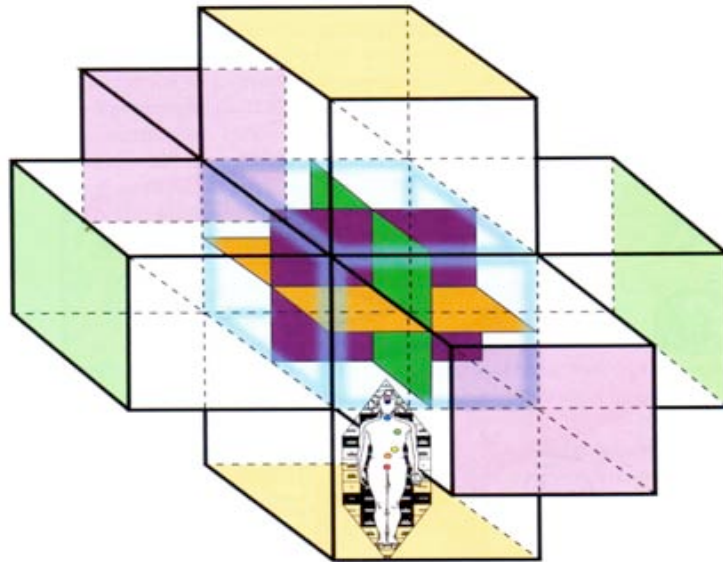
This is what we mean by mathematical elegance or mathematical beauty.

Let us say that this is only half of the equation. Why resort to the half circle, when we can have and inspect the full circle.

Now the interesting part is when we observe this Double Unity Square inside the full circle, this allows the magic to happen.

You have already known that ancient cultures like the Egyptian race, had priests who placed their sacred objects on an altar that was based on the Double Cube (the 3-Dimensional Form of the Double Square), why? Because this vessel, this holy form incubates the Divine Proportion. Its our starting point to go unlimited. So we need the Cube or Square, the Form or Limit, to become Formless and Unlimited. This article is about the simple steps required to show the principles of mathematical time travel embedded in the Phi/Pi relationship, soon to be revealed.

Also, in terms of Biological Sacred Architecture, if a man or woman wanted to build a temple, and they did not have the sacred proportions of the priests, they were instructed in layman terms that the ideal height of a ceiling is to have it at twice your height. It was understood and well known that the height of a person is identical to the span of their outstretched arms, which means that the human canon is really fitted into the cube, thus the Double Cube was the idealized form for a temple ceiling...



### Heptocubic Structure

Showing internal structure, central structure and central cube with three higher dimensional planes - The Heptagon of Mind. When these three planes explode they become the six sides of the cube held together by the seventh point in the center; when the seventh point explodes, then each of the six faces becomes another cube, with the seventh at the center. This is the new coordinating mechanism of the superhuman, the homo noosphericus.

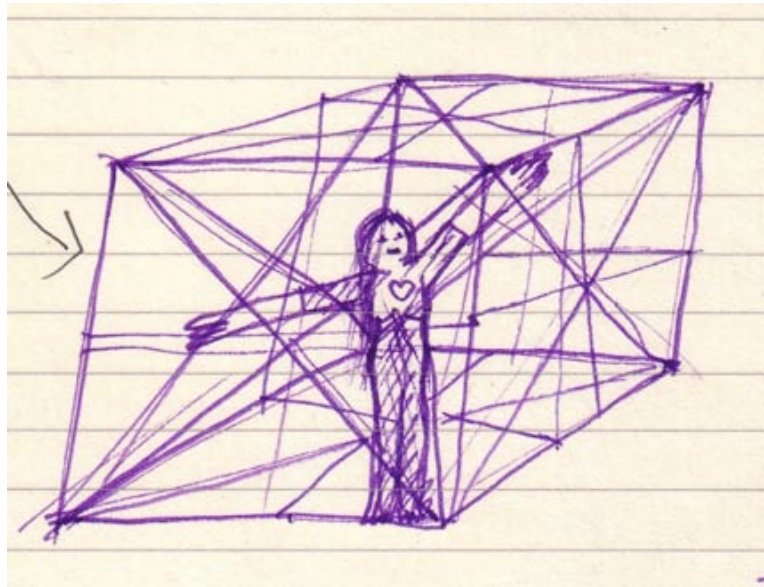
**Fig 3b**

**Man in Triple Cube (by Jose Arguelles)**



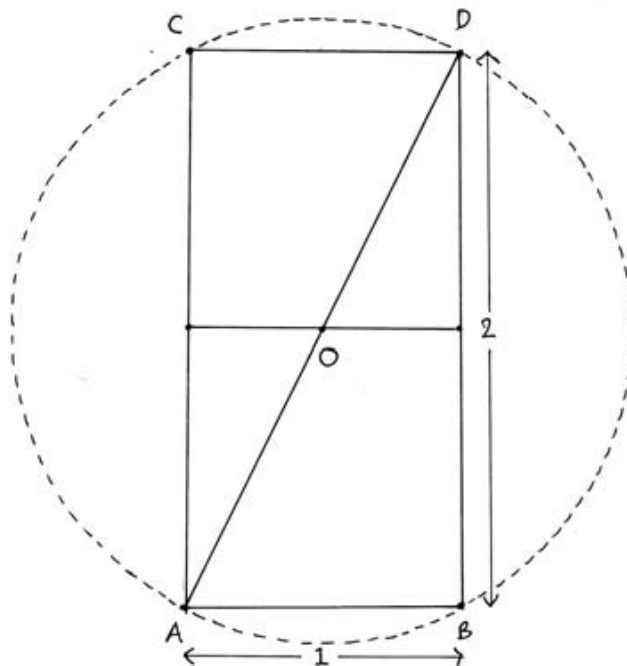
**Fig 3c**

**Art by Jain, 1990,  
"Cubic Consciousness"**



**Fig 3d**  
**Art by Jain, 1990,**  
**"Cubic Consciousness, sketch"**

Firstly, we need to understand how to generate the Square Root of 5, as this is part of the keys required to open the door.



**Fig 3e**  
 The Double Square in the Full Circle  
 generates the Square Root of 5 (written as  $\sqrt{5}$ ).  
 It is the crucial part of the Phi Formula: " $\phi$ "  $\text{Phi} = (1 + \sqrt{5}) \div 2$

From the diagram above, you can apply Pythagoras' Theorem:

The square on AB + the square on BD = the square root of the length of the diagonal AD.

Since distance AD or "x" is the unknown, we say that

$$x^2 = 1^2 + 2^2$$

$$x^2 = 5$$

$$\sqrt{x^2} = \sqrt{5}$$

$$x = \sqrt{5}$$

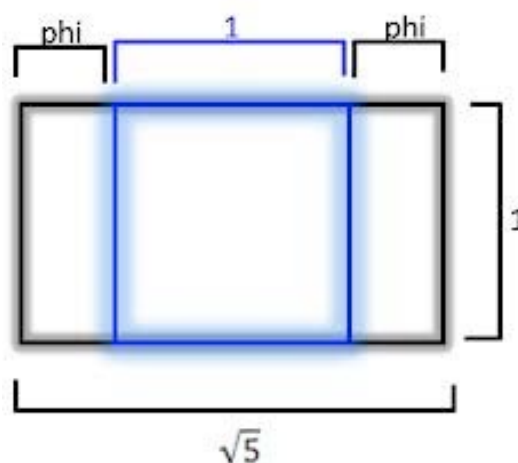
$$x = 2.236067978...$$

...there is something special about this root of 5, as you will see, in the sense that we have anatomically 5 fingers, and 5 toes, as if this was some template of creation.

What follows is the conclusion that the ROOT OF 5 ( $\sqrt{5}$ ) is the KEY to both  
**PHI = 1.618033988...** and  
**JainPi = 3.144605511...**

(note: The traditional value of Pi = 3.141592 is disharmonic, insufficient, or an incorrect value of Pi).

Since the value of Pi is based upon Phi (precisely the Square Root of Phi which I like to call THE GOLDEN ROOT), and Phi is based upon a knowledge of Root 5 (precisely "1 plus Root of 5 divided by 2),



**Fig 3e**

$$\text{Root } 5 = .618... + 1 + .618...$$

I therefore give you the following **decimalization of ROOT 5:**

## Square Root of 5 to 2,500 digits

taken from: [http://www.perlmonks.org/?node\\_id=602366](http://www.perlmonks.org/?node_id=602366)

$\approx 2.236...$  (equals approximately. Written below with 50 digits per line)

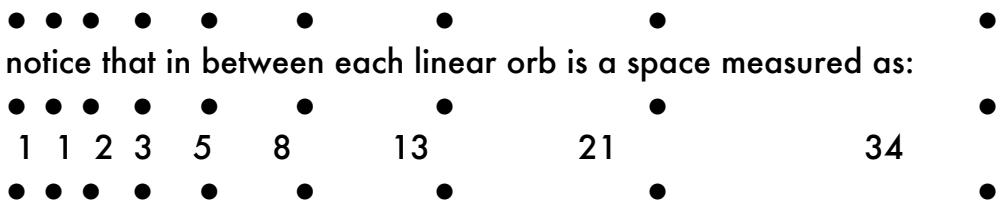
= 2.

23606797749978969640917366873127623544061835961152  
57242708972454105209256378048994144144083787822749  
69508176150773783504253267724447073863586360121533  
45270886677817319187916581127664532263985658053576  
13504175337850034233924140644420864325390972525926  
27228876299517402440681611775908909498492371390729  
72889848208864154268989409913169357701974867888442  
50897541329561831769214999774248015304341150359576  
68332512498815178139408000562420855243542235556106  
30634282023409333198293395974635227120134174961420  
26359047378855043896870611356600457571399565955669  
56917564578221952500060539231234005009286764875529  
72205676625366607448585350526233067849463342224231  
76372770266324076801044433158257335058930981362263  
43198686471946989970180818952426445962034522141192  
23291259819632581110417049580704812040345599494350  
68555518555725123886416550102624363125710244496187  
89424682903404474716115455723201737676590460918529  
57560357798439805415538077906439363972302875606299  
94822138521773485924535151210463455550407072278724  
21534778752911212121184331789335191038008011118179  
00459061884624964710424424830888012940681131469595  
32794478989989316915774607924618075006798771242048  
47380502773608291559913962448914943560683462529064  
40832794464268088898974604630835353787504206137475  
76068834018790881925591179735744641902485378711461  
94090191913688035110397638436041281058110378698951  
85201469704564202176389289088444637782638589379244  
00460288754053984601560617052236150903857754100421  
93684987254271850375215557693316723004778269866662  
44621067846427248638527457821341006798564530527112  
41805959728494551954513101723097508714965294362829  
02540012047780324155464489988706177998190033606562  
24388640963928775351726629597143822795630795614952  
30154442350165389172786409130419793971113562821393  
67457681174922067562108887818873671671627622623379  
87711153950968298289068301825908140100389550972326  
15084528345878936073463961172366783665719826079214  
40289119008995584241522495712918323216741189975720  
13940378819772801528872341866834541838286730027431  
53202296076286125247610286423469630201118026912202  
36015810127628430541861717618575140690101561629091  
76398126722596559628234906785462416185794558444265  
96128589375648549748034901108135575141664746219518  
30235525956886569495816353036195574536832235265007  
72242258287366875340470074223266145173976651742067  
26444762196180242203979835368298350246626803054676  
87674469001869572099585891983164402516209196461851  
05744248274087229820410943710992236175285315302212  
109176295120886356959716907946257 .....

**Fig 3f**

Square Root of 5 to 2,500 digits. Root 5 is the basis of JainPi.


# ~ GOLDEN ORBS ~



and that each of these lines of asterisks are separated by downward returns



based on the same FIBONACCI NUMBERS



5



8



13



## Fig 3g

Understanding the geometrical placement  
of the Fibonacci Numbers which is the core that generates Phi.  
This diagram is called the GOLDEN ORBS  
(an original design by Jain 108)

Here is the same diagram, without any numbers or writing,  
to appreciate the Phi Spaces:

~ GOLDEN ORBS ~




Fig 3h

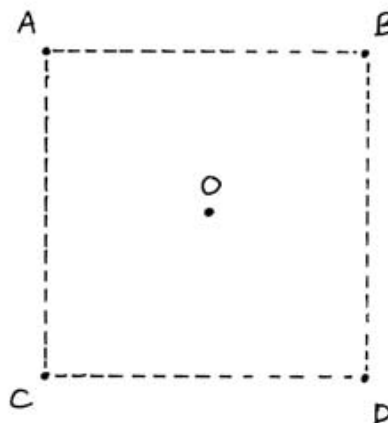
These fibonacci numbers:

(1-1-2-3-5-8-13-21-34-55-89-144-233-377-610-987-)

are the Living Mathematics of Nature, and ultimately are the whole numbers that generate the Divine Proportion which is in our human canon, in flowers, in planetary distances from the sun, in pentacles etc

It is important to understand that when we say Phi is this anointed Golden Number: 1.618033988... that it is based on the many divisions of fibonacci numbers, one number like 34 being divided by its preceding number 21 giving an approximation of 1.619047619 but as we climb the ladder into the higher fibonacci numbers, the approximation gets closer and closer to this mystical plateau know as 1.618033988... eg: when you divide 144 by 89 the result is 1.617977528 which is below this plateau but closer to the value of 1.618033988 so again we go higher up this ladder, and divide 987 by 610 giving the number: 1.618032787. What this means is that when we talk about Phi, we can not call it a number, but rather that it is a cascading frequency of many fibonacci numbers, like when looking up a rainforest creek, and the many waterfalls you see are cascading down from higher levels to lower levels, all these increments or parts make up the whole. Since each part, each little waterfall makes up this wholeness of Phi, it is a Holographic Golden Number. This so called Golden Number 1.618033988... is only the decimalized idealized form of a heavenly aspect of creation encoded in our DNA.

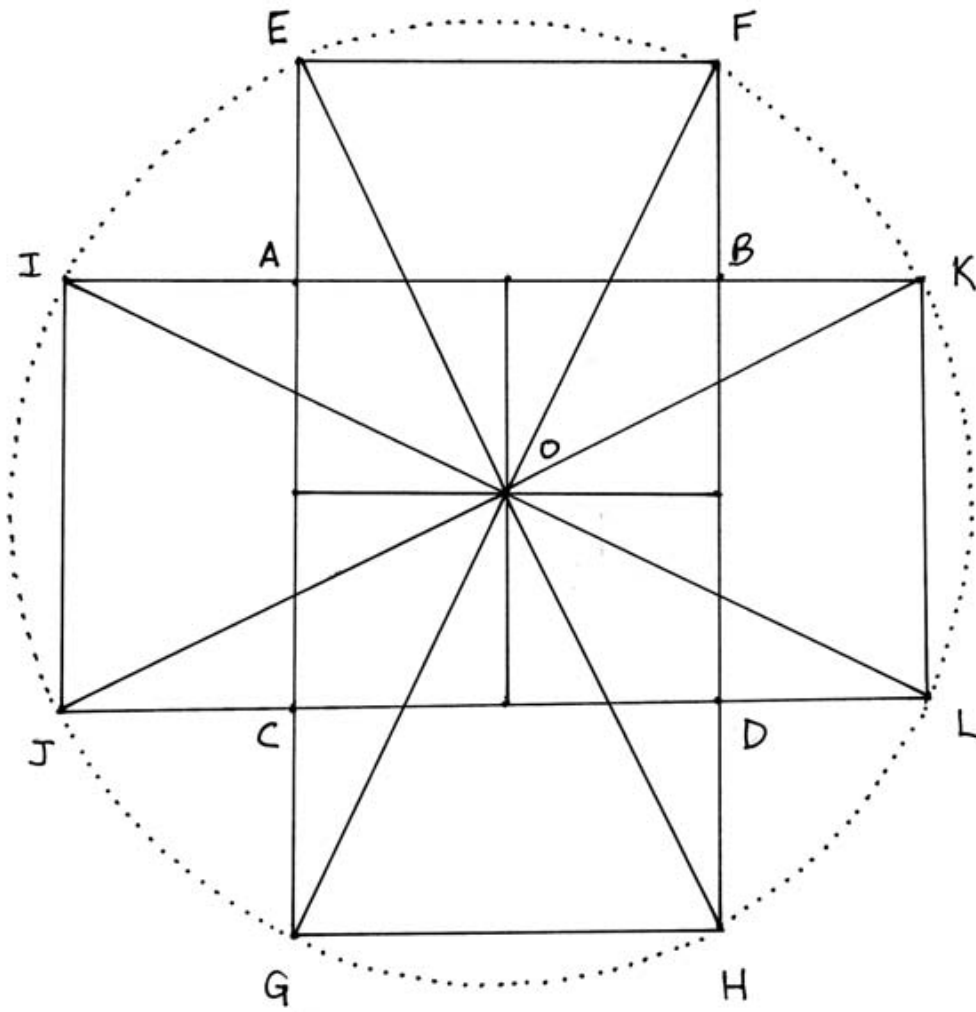
To begin the construction for  $(1+\sqrt{5})\div 2$  we begin with a dotted outline representing the square ABCD. This dotted square will be the centre of the geometry, but we are more interested in the Double Square. Let the center of the Unity Square be called "O" for the Origin.



**Fig 3i**  
**The initial Unity Square**



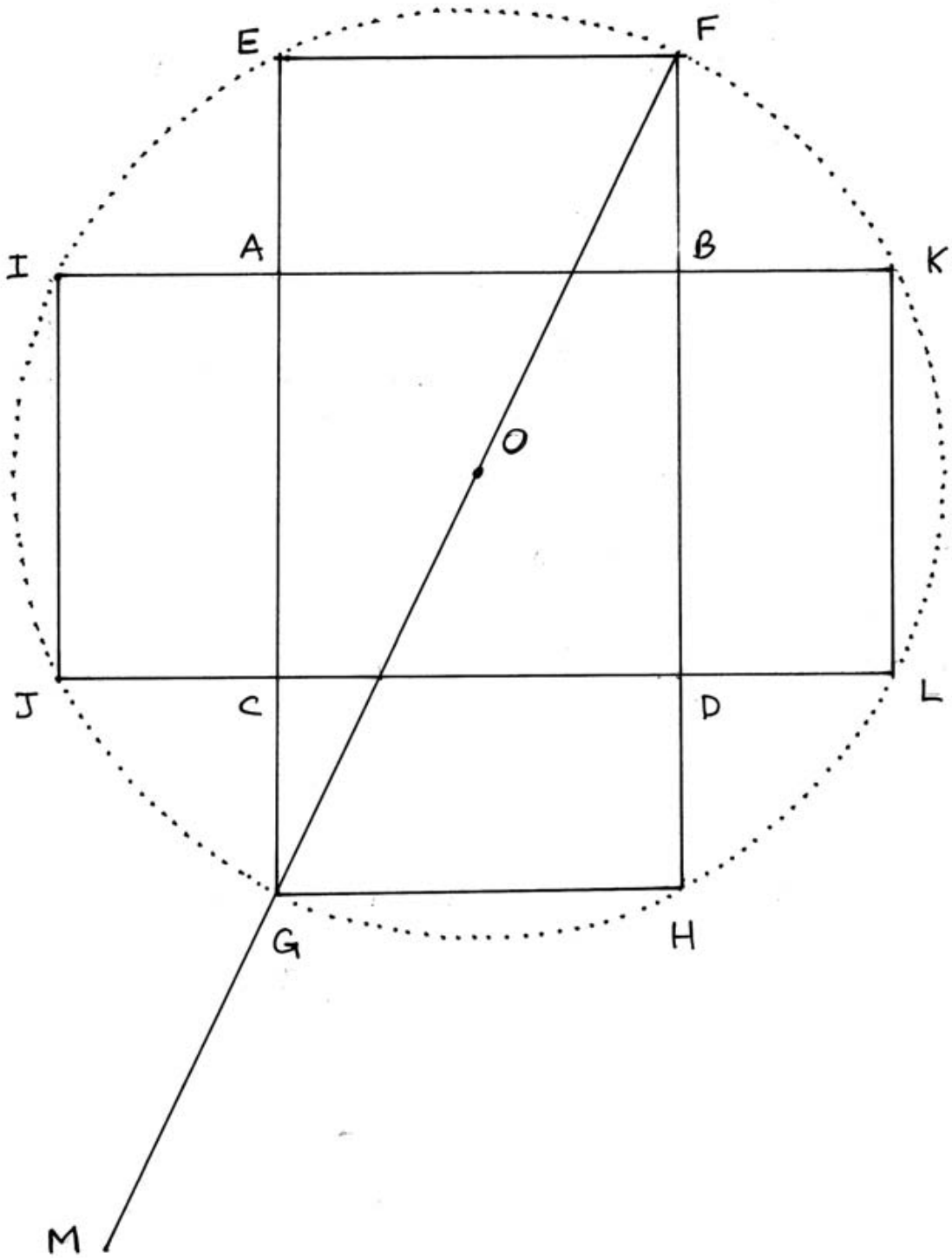
From this initial square ABCD, we draw in 4 other squares all meeting at the origin, which generate two Double Squares EFGH and IJKL which are at right angles or  $90^\circ$  to one another.



**Fig 3j**  
**The Two Double Squares at Right Angles ( $90^\circ$ )**

We have our grid in place. The main diagonals have been added. We know geometrically the length of Root 5 which is shown 4 times as the 4 diagonals of the double squares, above in Fig 3j. But for simplicity sake, let us concentrate on only one of these root 5 lengths. Observe the diagonal line FG. FG is therefore part of the construction for the Golden Mean:  $(1+\sqrt{5})\div 2$ . Lets just look at the part inside the parentheses:  $(1+\sqrt{5})$

We know FG is  $\sqrt{5}$  in length, but what is the obvious length of the entity known as " $1 + \sqrt{5}$ ". We can see this geometrically if we extrapolate or elongate the diagonal line FG and add to it the length of 1 or Unity or side of the original square  $AB=1$ .



**Fig 3k**  
 The Geometric Value of " $1 + \sqrt{5}$ " = FM  
 shown as the extrapolated diagonal FG ( $=\sqrt{5}$ )  
 being increased by the length of  $AB=1=GM$

Can you clearly see now, in the above diagram, that the value of " $1 + \sqrt{5}$ " is the combination of two geometrical lengths FG and GM.

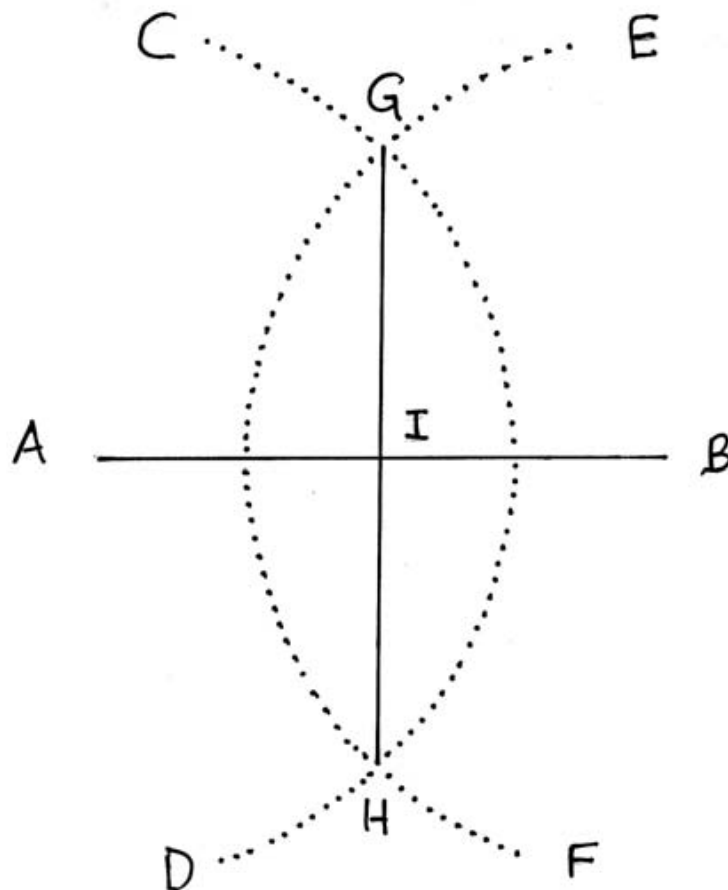
We can conclude that  $FM = "1 + \sqrt{5}"$  (or  $1 + 2.2360679\dots = 3.2360679\dots$  which is also  $2 \times \text{Phi}$ ).

Thus at this point of our construction, we are half way in understanding the true geometrical meaning of  $(1+\sqrt{5})\div 2$ .

Look at the bold part of the formula  $(1+\sqrt{5})\div 2$ .

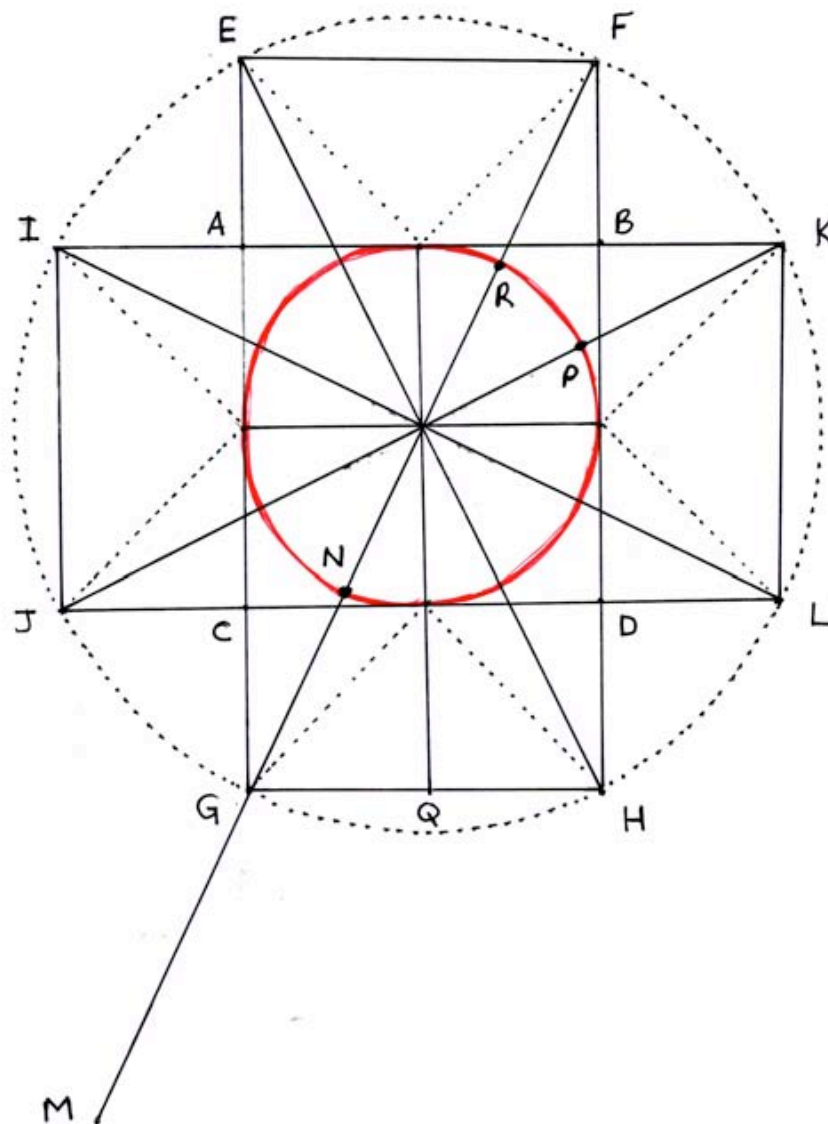
The part " $\div 2$ " means a halving or a midpoint.

So this brings our attention now to the whole length of FM which needs to be halved. Many of you know how to geometrically find the midpoint of a given line, shown in one of Euclid's 13 books called "The Elements". It is a simple method of bisection using compass and ruler only to generate intersecting arcs taken from the two end points of the given line.



**Fig 3I**  
**How to bisect a given line**

Given a line  $AB=2$  units long, place your compass on point  $A$ , and open up the compass to a distance greater than 1, or greater than half the length of  $AB$ , and draw a long arc which is more than a semi-circle shown as  $CD$ . Likewise draw another arc or semi-circle  $EF$  from the other end of the line at  $B$ , so that the two arcs intersect at points  $G$  and  $H$ . Connect these two nodes or nexii ("nexus" is the singular form of meeting points or connections) of  $G$  &  $H$  such that  $GH$  intersects or cuts through the original line  $AB$ , meeting at center-point  $I$ . Thus the original line  $AB$  is equally bisected such that  $AI = IB$  (in Fig 3l above).



**Fig 3m**

The Geometrical expression of  $(1+\sqrt{5})\div 2$ , which is Phi, reveals a locii in the path of a circle within the Original Unity Square, which is Pi. Thus Pi is Locus of Phi.

By bisecting the length  $FM = "1 + \sqrt{5}"$  we find that this critical point lies directly at a distance of .5 or half of one, from the origin or centre. This is quite interesting, because this distance of .5 is really the radius of the circle surrounding our original square. This is in fact, the geometrical expression of Pi, the relationship of the circle to the square. Regarding this critical bisection point, let us call it N. We can state that  $MN = NF$ .

Yet this is only one bisection point generated from one double square. In fact there are an infinite amount of these rotating double squares around the origin. You can see that the Root 5 diagonal JK of the other double square in the diagram has its midpoint at P derived by midpointing the distance of  $JK+1$ . No matter where we bisect the infinite double squares, the midpoints will all lie on a circle exactly fitting in the original square of ABCD, our starting point! For clarity sake, let us call this the Red Circle which is technically speaking the geometrical locii (plural of locus) of the Phi Ratio  $(1+\sqrt{5})\div 2$ .

(dictionary meaning of "LOCUS" = Maths, a curve or other figure considered as generated by a point, line or surface, which moves or is placed according to a definite law...).

(Note also in **Fig 3m** above, I have added in a point Q, for special reasons in the next Part 2 so that we can deeply surgically analyze this right angled triangle OGQ to establish the true lengths of GO and GN. I have also added in the point R to examine the length of GR on the main  $\sqrt{5}$  diagonal).

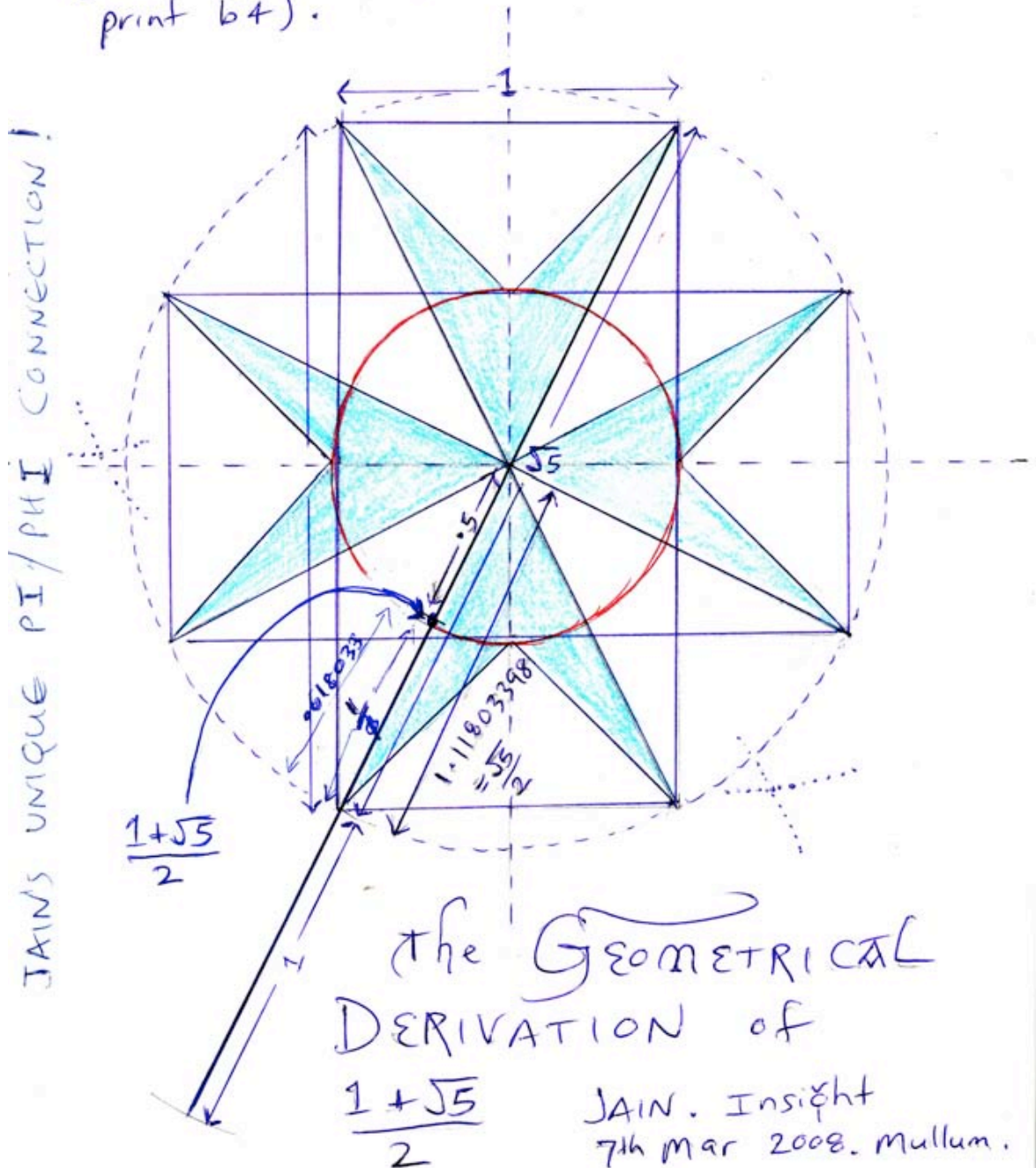
So here it is, an exceptional piece of repeatable mathematics and geometry that is easy to understand and shareable. The revelation of the Phi/Pi Mystery discovered blatantly hidden all this time within the confines of the 4 sides of The Famous Unity Square.

This reiterates what I had stated before, that we can now express Pi in terms of Phi, clearly meaning that Pi is redundant, meaning that we can express everything in the universe based on Phi and its Powers. **It could be that Pi is a mere incarnation of the Avatar Phi.**

$$\text{Phi } 1.618 = \frac{1 + \sqrt{5}}{2}$$

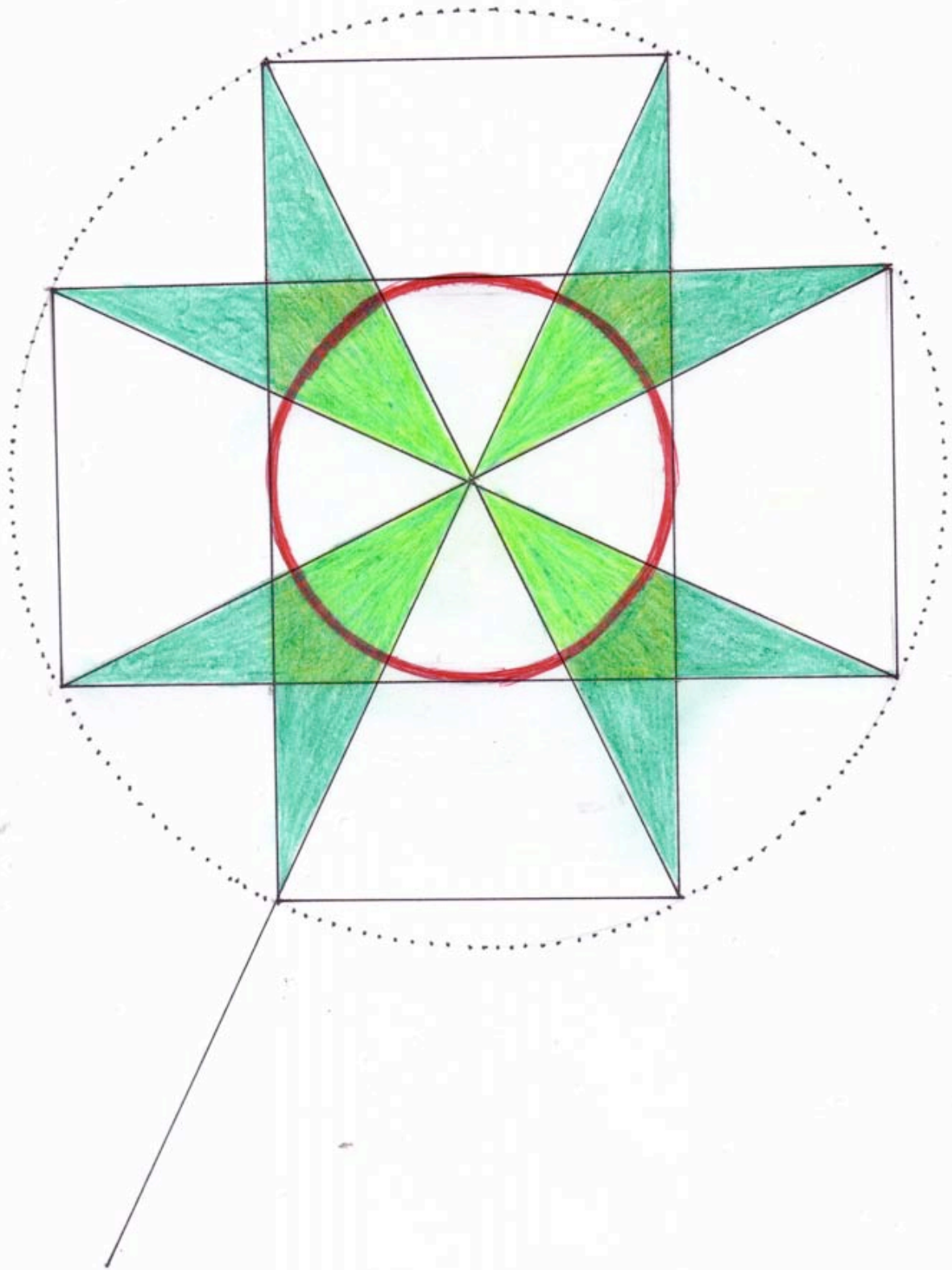
Fig 9 page 2/2

Shown here Geometrically in the Double Square  $\times 2$   
 Diagonal =  $\sqrt{5}$  Red Circle =  $\frac{1 + \sqrt{5}}{2}$   
 (This original diagram has never been seen in print b4).



**Fig 3n**

Jain's original diagram/sketch,  
 of the original blue star and red circle that  
 inspired this "Phi Pi Connection" article.

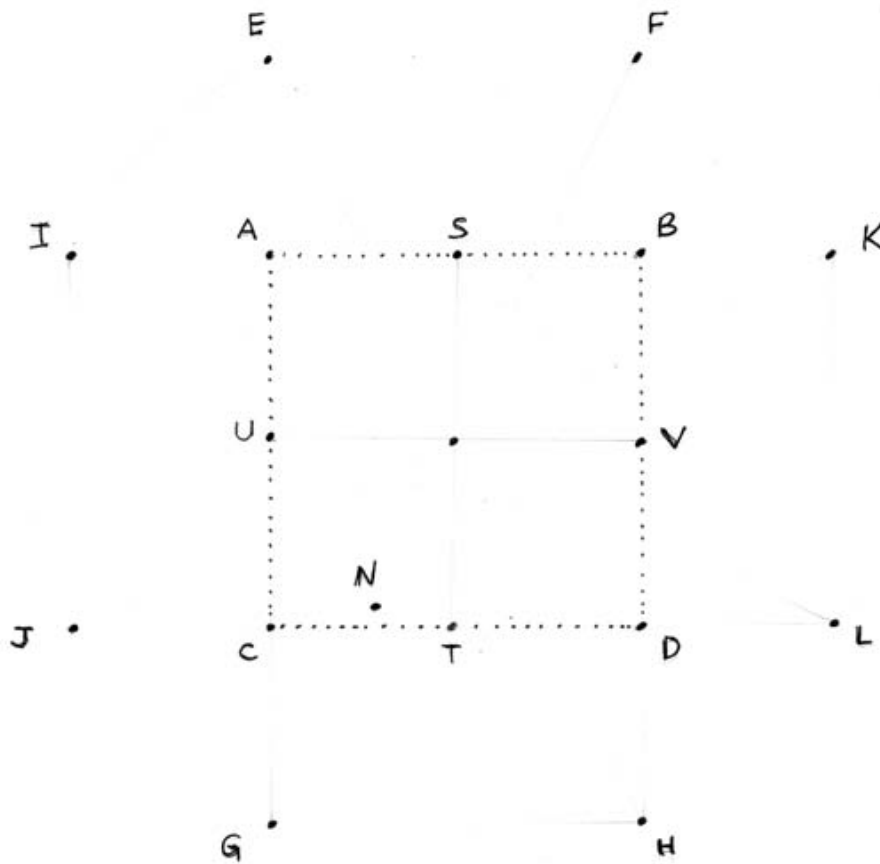


**Fig 3o**

The final diagram without any lettering or measurements.  
The Blue Maltese Root 5 Cross with Pi Circle (in bold).

# JAIN MATHEMAGICS Worksheet

$(1 + \sqrt{5}) \div 2$  Mar 2008



## JAIN 108 PI PHI CONNECTION

**Fig 3p**

Jain Mathemagics Worksheet  
for a student to reproduce my diagrams:  
important hands-on activity.

Jain Mathemagics Worksheet,  
{ THE TRANSLATION OF NUMBER INTO ART } cont...



## Instructions How to Geometrically Translate the Phi Ratio $(1+\sqrt{5})\div 2$ Into Art

**Step 1:** You are required here in the space above, in **Fig 3p**, to draw this geometric concept of  $(1+\sqrt{5})\div 2$  by following these instructions. Most of the lines and circles to be drawn are found in **Fig 3m**, so have this in front of you. You will ultimately draw the coloured diagram at the beginning of this chapter, or you can choose to draw a similar version to this shown as **Fig 3p**.

**Step 2:** Observe the initial construction ABCD in dotted lines. Draw lines over this.

**Step 3:** Draw the Double Square that embodies the Root 5-ness by connecting the squares EFUV and UVGH.

**Step 4:** Draw the same Double Square again, but at a 90 degree rotation, by connection the squares ISJT and SKTL.

**Step 5:** Draw the four diagonals that measure Root 5 by connect EH, FG, IL and JK. Draw also the cross in the original Unity Square by connecting ST and UV.

**Step 6:** Now that we have the Double Square and the Root 5 diagonals drawn in place, we need to establish the next part of the formula:  $(1+\sqrt{5})$  and this is achieved by connecting GM (which is adding a line like AB of unit length). Since  $FG = \sqrt{5}$  then  $FM = 1 + \sqrt{5}$ .

**Step 7:** Bisect the long line FM (by referring back to **Fig 3l**, using the method of intersecting arcs, with compass opened up more than half way) to locate the critical and most important midpoint N.

**Step 8:** Understanding that there are an infinite amount of Root 5 Rectangles that can pivot around the central point "0", the locii or limit traces the path of a circle fitted exactly within the original square ABCD. Thus, using your compass, draw a circle so that the four points SVTU are touched. (You may colour this circle in any colour, I only chose red optionally). Understanding that Pi is really the relationship to this circle that fits inside the square whose side  $AB=1$ , where the diameter of the circle is also 1 unit, means that we have stumbled upon a most amazing

geometrical Law of the Universe, that there is an innate connection between Pi and Phi. We started our Journey by looking at this mystery of Phi, expressed as  $(1+\sqrt{5})\div 2$ , and decided to visualize this, step by step, via the art of geometry, but in the final step, we greeted Pi. **Phi meets Pi**, only because the law of attraction states that they were originally one or connected anyway.

**Step 9:** You have two options as to how you would like to draw and colour in your Cross:

**Option 1: Maltese Cross.** This has 4 distinct V shapes. Expressing "O" as the origin or centre, join the dots: OESFO as one V shape, then OKVLO, then OHTGO, then OJUIO. You may colour this in any colour, remembering to program this psycho-active geometry with thoughts of Love and selfless Manifestations.

**Option 2: Triangular Cross.** Equally as beautiful, though not drawn in this article, are the 4 triangles pivoting and equi-balanced around the origin. Join the dots: OEFO, then OKLO, then OHGO and OJIO. You may colour this in any colour, remembering to keep a straight posture and awareness of your breath, inhaling deeply and naturally, holding this prana, then releasing it gracefully. Each breath, each line you draw, is an invocation that this Mathematical Beauty is a reflection of your Soul, and that the point of surrender is to give **Gratitude** for all that you have, for this Body (symbolized by the Square) and this Spirit (symbolized by the Pi Circle) are intimately woven. As you stare into the heart centre of your creation, the centre-point "O", be aware of your peripheral vision which is expressed by the largest circle around all this geometry, call it God or the Universe or a Flower, and begin to use your compass again to capture this, by constructing a smooth flowing circle that touches FKLHGJI and E. This Outer Circle is your Universe or your Greater Womb. Let it inspire you; perhaps at one moment in your many many incarnations, as in this Life, you decided to live your life and experiment on Earth, went out on a destined tangent, and you carved a Path called GM, which is really the ability to extend your radii. It inevitably ended at M, you died gracefully and returned back to the Inner Circle at point N, the forever fractal midpoint that is the Golden Mean Divine Phi Proportion and or The CIRCLE OF Pi.

## PART 2

### Analyzing the Inner Components of this Geometrical $(1+\sqrt{5})\div 2$ or The Geometric Interpretation of $(1+\sqrt{5})\div 2$

Before we proceed to Part 3 that gives you the true value of Pi based on  $\sqrt{5}$  and the Square Root of Phi, let us examine some of the interesting measurements within this diagram to confirm that the Phi Ratio indeed abounds and nests here.

In **Fig 3m** above, I added in a point Q, for a special reason so that we can measure the right angled triangle GOQ to establish the true lengths of GO and GN).

Our goal here is to establish all segments of the main  $\sqrt{5}$  diagonal FM, such that we can clearly know the distances of GO, GN, GR, MO and MR. Having worked out these distances, we ultimately need to prove that N is the midpoint of FM or that  $MN = FN$ .

Let us determine the measurement value of GO in triangle GOQ.

Since we have a right-angled triangle, we can apply Pythagoras' Theorem that states that  $GO^2 = GQ^2 + OQ^2$ .

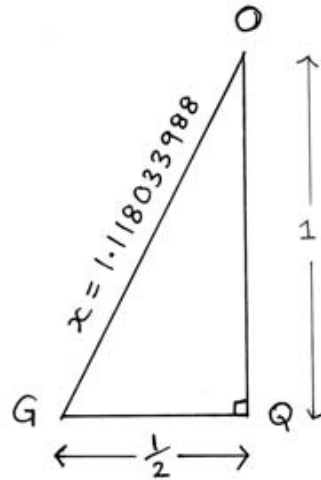
As shown in **Fig 3q** below, we can rewrite this as:

$$GO^2 = (\frac{1}{2})^2 + 1^2 = \frac{1}{4} + 1$$

$$GO = \sqrt{(5/4)} = \sqrt{5}/2$$

Since  $\sqrt{5} = 2.236067978$  then

$$\sqrt{5}/2 = 1.118033988...$$



**Fig 3q**  
**Triangle GOQ**  
 The right-angled triangle with sides  
 $\frac{1}{2}$  , 1 and  $\sqrt{5} \div 2$ .

Another quicker way to know the value of GO was to know that the main  $\sqrt{5}$  diagonal FG is exactly twice the length of GO, so straight away we knew that GO = half of  $\sqrt{5}$

$$GO = 1.118033988\dots$$

(If you go back to the original diagram of **Fig 1** at the start of this article, you will now grok that this distance of  $\sqrt{5}/2$  or 1.118033988... is really the distance of DO, which is the diagonal of the half Unity Square that becomes a radius to arc down from the square and create the Golden Rectangle).

What do you think happens to this value of GO when you add to it the distance of the radius which is half of 1 unit or .5 and written as OR in **Fig 3m**? That is, what is the distance of GR?

$$\begin{aligned} GR &= GO + OR \\ &= 1.118033988\dots + .5 \\ &= 1.618033988\dots \text{ or PHI, the Golden Mean.} \end{aligned}$$

What is the distance of GN?

$$\begin{aligned} GN &= GO \text{ minus } NO \\ &= 1.118033988\dots \text{ minus } .5 \\ &= .618033988\dots \\ &= \text{the reciprocal of Phi} = 1/\Phi. \end{aligned}$$

What is the distance of MO?

$$\begin{aligned}
MO &= GM + GN + NO \\
&= 1 + .618033988... + .5 \\
&= 2.11803988...
\end{aligned}$$

What is the distance of MR?

$$\begin{aligned}
MR &= MG + GN + NR \text{ (the diameter of the circle in the original square)} \\
&= 1 + .618033988... + 1 \\
&= 2.618033988... \\
&= \Phi^2
\end{aligned}$$

Having worked out these distances, we ultimately need to prove that N is the midpoint of FM or that  $MN = FN$ .

$$MN = MG + GN \text{ and } FN = NR + RF$$

thus, does  $MG + GN = NR + RF$  ?

$$1 + .618033988... = 1 + .618033988...$$

Therefore, Yes, N is the midpoint of the line FM  $(1+\sqrt{5})$ , thus proving that the red circle is the path of an infinite amount of double squares that generate the Phi Ratio of 1:1.618033 establishing the link with Phi to Pi.

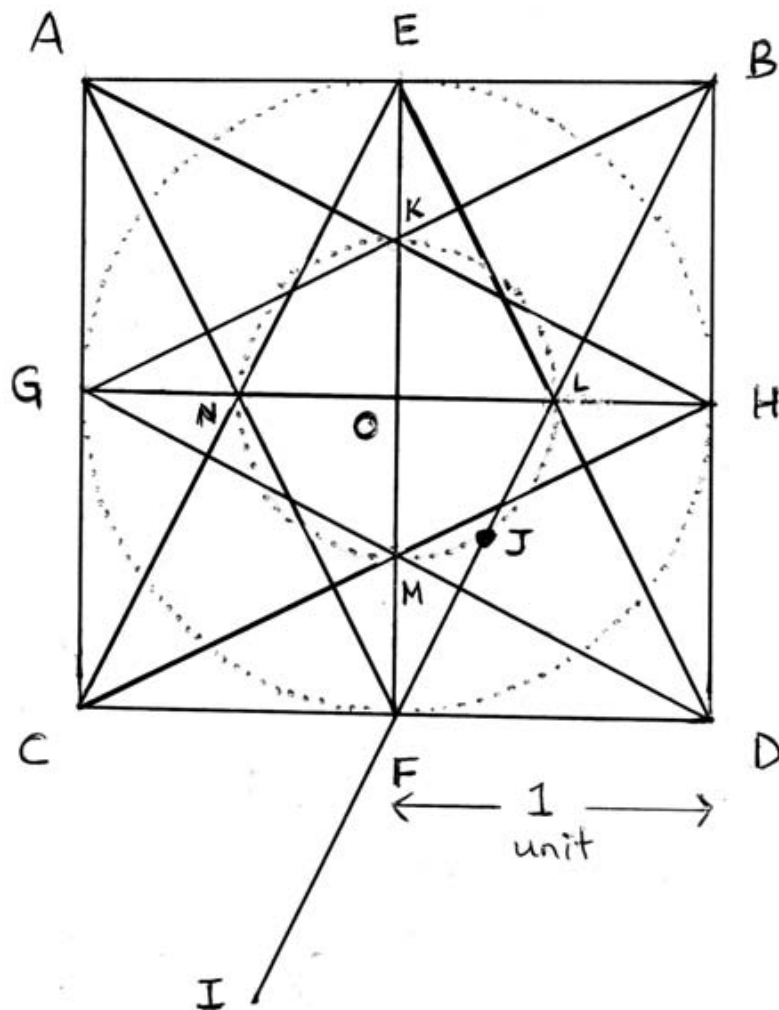
This leads us to Part 3 which will discuss how we have been led to the inevitable conclusion that the true value of Pi (red circle) must be based on the Phi Ratio of 1:1.618033...

**ANOTHER GEOMETRIC DISPLAY**  
**of  $(1+\sqrt{5})\div 2$**   
**HIGHLIGHTING ROOT 5**  
**to FORM the Square ROOT of 5 STAR**  
**+**  
**DIVISION of the CIRCLE into 8 Horizontal Layers**  
**BASED on PHI and Root 5**

by JAIN 108

Herein follows is a simpler version of **Fig 3o**.

# Geometric Interpretation of $\frac{1+\sqrt{5}}{2}$



$$\frac{1+\sqrt{5}}{2} = \text{Midpoint of IF} + \text{FB} = \text{point J}$$

**Fig 3r**

Geometric Interpretation of  $(1+\sqrt{5})\div 2$   
 whose midpoint is the point J shown,  
 creating the Root 5 Star

Basically the whole square ABCD is really two rectangles (1x2 units) whose diagonals are Root 5 (same as saying the Square Root of 5). If our starting point is any 1x1 unit square, like OHFD, then a typical 1x2 rectangle like Ebfd and AECF have diagonals that are Root 5 in length, which are BF, ED, AF, EC, AH GB, GD and CH. These 8 diagonals form the simple star known as the Root 5 Star shown in **Fig 3r**.

To understand how to geometrically plot  $(1+\sqrt{5})\div 2$ , look at these diagonal lines. We know that  $FB = \text{Root } 5$ . Let us add to this line the length of 1 unit which is like adding the line FD to the extrapolated length of FB to get a new length known as IB which  $= (1+\sqrt{5})$ . Since  $\text{Phi} = (1+\sqrt{5})\div 2$  then we need to half this or take the midpoint of IB which is the point J. Now, does point J lie on the circle whose radius is a half of unity or .5 units? If so, the other important points KLMN also lie on this same circle.

nb: In **Fig 3r**, the two dotted circles form what is known as an Annulus or Ring, the inner ring's square area is a quarter of the larger one! This is your homework. If point J lies on the circle whose radius = .5 then its square area of the circle is  $\text{Pi} \times (1/2)^2 = \text{Pi}/4$ , that is, it is a quarter of the Unit Circle (the square area of the unit circle where  $r=1$  is  $\text{Pi} \times 1^2 = \text{Pi}$  or 3.14... Phi has something to do with quadrature, or 4-ness or Squaring of the Circle! Do the other 7 diagonals lie on this same circle where  $r=.5$ . This is important, as the following chapter on the true derivation of Jain Pi, based on the Square Root of Phi, has part of its elements based on a quarter of the Unit Circle.


To understand what I mean by the importance of this "Quadrature", just know that there is a whole chapter in the Appendix section, discussing this nature of 4ness relating to the mysteries of Phi and Pi.

**[Generating another Phi-Pi Connection by using the ratio of 1:4 aka "Quadrature of the Diameter".**

This is quite brilliant, as we will see later that the true value of  $\text{Pi}=3.144\dots$  involves the true mathematics of substituting the  $4/\pi$  with  $4/\sqrt{\Phi}$  giving:

$$\begin{aligned} \text{Jain Pi} &= 4 \div \sqrt{\Phi} \\ &= 4 \div 1.272019649 \\ &= 3.144605511\dots \end{aligned}$$

Until we get to this chapter, let us complete this one on the Root 5 Star:



the Root 5 Star

**Fig 3s**


The Root 5 Star

Based on the Fig 3r geometries  
of the Square Root of 5 Diagonals

Another important association here is the fact that the Root 5 Star above can be traced in the Magic Square of 3x3 Yantram @  $4 \times 45^\circ$  (which is my logo, and shown below) indicating quite clearly that Magic Squares are Phi Related and now we can say they are also Pi related.

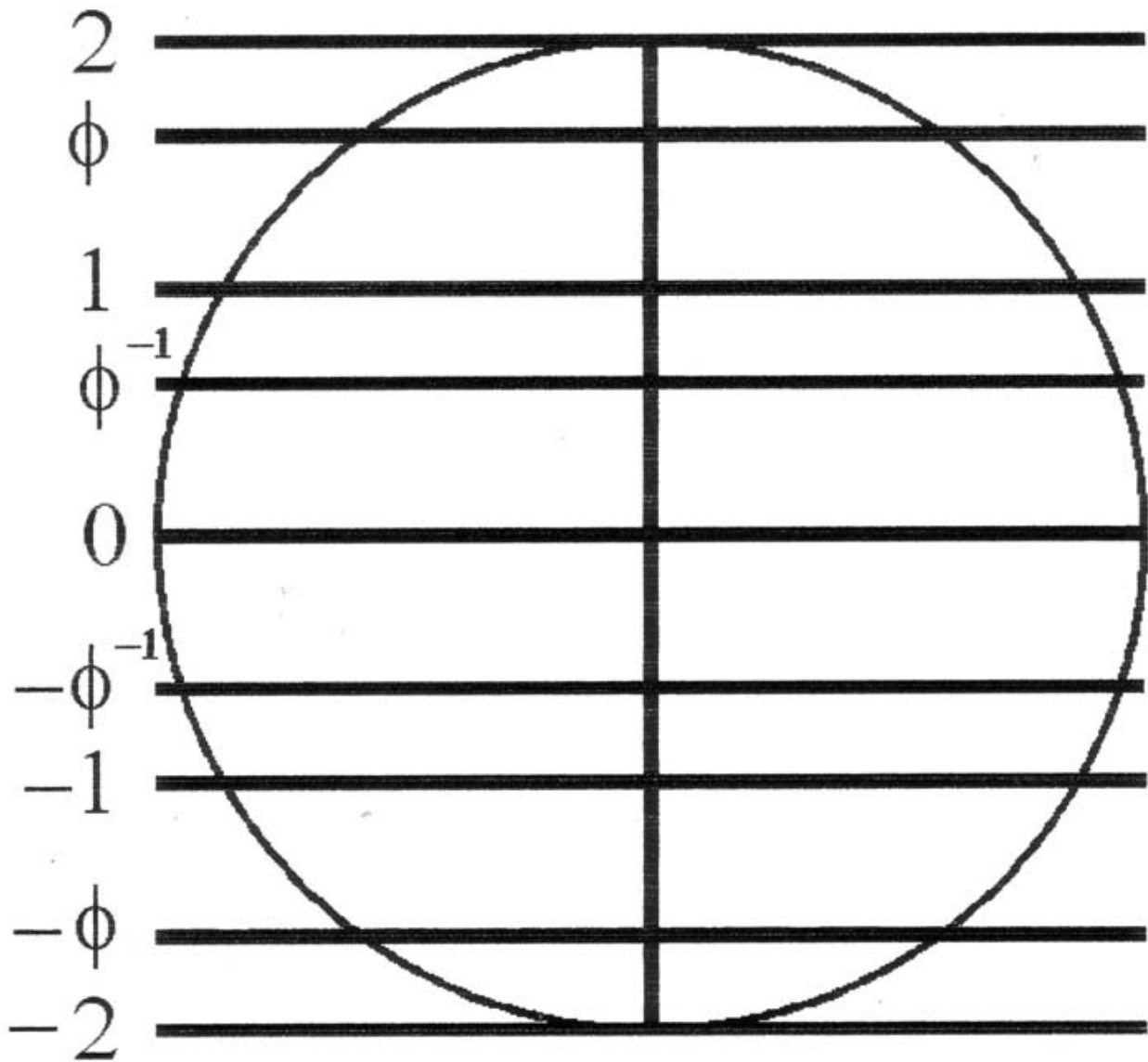
Compare Fig 3s and Fig 3t to see that they are indeed one and the same:





**Fig 3†**

The Magic Square of 3x3 Yantram @  $4 \times 45^\circ$  deg  
 (the front cover of one my earlier books, demonstrating Root 5 Harmonics)  
 shows that the atomic structure of Magic Square patterns is intimately  
 connected to the Root 5 Star  
 therefore clearly linking Magic Squares to Phi and Pi.  
 (photoshopped front cover by Aurel Floret)



**Fig 3u**

Division of the Circle into 8 layers based on the above 2 diagrams involving the square root of 5 and Phi harmonics

This Circle/Square diagram in Fig 10d is linked to **Figs 3r, 3s & 3t** except I have highlighted the Phi and Reciprocal of Phi ( $1 \div \text{Phi} = .618033..$ ). The horizontal lines appear like the aesthetic points on the world map, like equator and Tropics of Capricorn and Cancer etc. Is quite elegant how we have now divided the circle in 8 horizontal layers but based on significant or intelligent divisions.

(**Fig 3u** is taken from "Polyhedra Overview" by Robert W. Gray.

<http://www.rwgrayprojects.com/Lynn/Presentation20070926/p003C.html>.

It looks closely at the orientation of the 120 Polyhedron, and needs the above diagram to define the 8 planes that line up with rotating vertices and axes, all based on Phi).

## PART 3

### Jain 108 of Oz True Value of Pi = 3.144605511... Based on the Square Root of Phi

Up till now, this section called Part 1, is repeatable, demonstrable, shareable, and elegantly simple.

And Part 2 went a step beyond this logical, algorithmic progression of mathematical research, like a cake recipe that can be copied, or like a science experiment that can be duplicated, we found that the Divine Proportion permeated the whole diagram at the skeletal level.

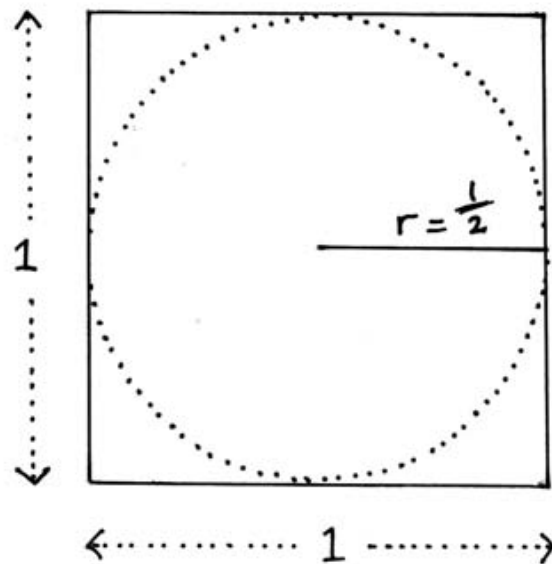
But Part 3 will springboard off the previously determined mathematics and explore a realm that touches or borders on the Higher Intuitive Mathematical Mind. It is that this Phi/Pi Connection delves into a mysterious, surprising, though palpable arena that challenges what you believe to be the true value of Pi. This becomes now a very controversial and political subject, that asks the most important question: **IS PI A LIE?** How can it be, that Pi does not equal 3.141592..., and why does it equal another number that is slightly more than this in the 3<sup>rd</sup> decimal, known as Jain 108 of Oz True Value of Pi = 3.144605511... and that it is based on the **Square Root of Phi**.

$$\sqrt{\Phi} = 1.272019649$$

(which means simply that  $1.272... \times 1.272... = 1.618...$ )

(1.272... being the Golden Root and is symbolic of the vertical height of the Cheops Pyramid).

We only need the simplest of diagrams to show that Jain Pi = 3.144605511...



**Fig 3v**  
Unity Square with 4 sides of 1 unit

We will mainly be examining the formula using Square Areas, more than the Circumference of the Circle. But for revision sake, let us look at their formulas.

Circumference =  $2\pi r$  or  $\pi d$  ( $d$ = diameter of 1 unit).

Understanding that Pi is the relationship of the 4 sides of the Square to the Infinite Circle, we establish that perimeter = 4 units.

Circumference =  $\pi$  and traditionally, Pi is given the value of 3.141592...

If you were to divide this traditional Pi value by 4,

which is really examining the shape of the Square divided by the shape of the Circle ( $4 \div \pi$ )

you arrive at  $4 \div 3.141592 = 1.273239545...$  which is remarkably close to the value of the  $\sqrt{\phi} = 1.272019649...$

The difference between  $1.273239545...$  and  $1.272019649...$  is  $.001219896...$

We could have arrived at the same conclusion by looking at the preferred formula for the **Square Area of Circles** ( $\text{Area} = \pi r^2$ ).

Looking at **Fig 3v** again, the Square Area of the Square is  $1 \times 1 = 1$  square unit.

The Square Area of the Unity Circle =  $\pi r^2$  (where the radius =  $\frac{1}{2}$ )

$$= \pi \left(\frac{1}{2}\right)^2$$

$$= \pi \div 4 \text{ square units.}$$

Thus, to get to the final intuitive true value of Jain Pi, we have established that traditional Pi as the infinite limit of polygons is in error, and that the true value of Pi must be a fraction larger than 3.141592 and the error is in the 3<sup>rd</sup> decimal (remember how we got .001219896 as shown above).

Look what happens when we substitute the  $4 \div \pi$  with  $4 \div \sqrt{\phi}$

We have gone beyond the realm of the rational, and are now accessing our higher Intuitive Mind, the part that Knows that

$$\begin{aligned} \text{Jain Pi} &= 4 \div \sqrt{\phi} \\ &= 4 \div 1.272019649... \\ &= 3.144605511... \end{aligned}$$



**Fig 3w**

Badge of the 22 (Torpedo Bomber) Squadron, Royal Air Force that shows the symbols of Pi and the Root 5 Maltese Cross!  
 It is as if this Ancient Knowledge has been embedded into the current paradigm, stored psycho-actively in military symbolism.  
 nb: on the crown/crest of this design is the Fleur-de-Lys, linking this hidden knowledge not only to royalty but to the military!

To summarize Part 3, we have translated Number into Art, and cracked an ancient code that will take us to a world summit/debate to ask the most important question: IS PI A LIE CONFERENCE ? organized by Jain 108 and sponsored by all the world universities and awakened ecosophical Institutes. If Pi does = 3.144605511..., based on the Square Root of Phi, it means that all the world's mathematics is deliberately flawed, (Star Wars of the Bird Tribes versus the Reptilian Agenda, to keep us sheeple obeyed and thus disempowered to a disharmonic Pi); all the books will have to be rewritten based on the Living Mathematics Of Nature. But above all, I present this fascinating material merely to inspire, to look a child in the eye and silently instruct them to remain connected to their Intuitive Mind, to explore their deepest imagination, to grok the true physics of time-bending based on the true Phi-Pi Celestial Transcripts, to see mathematics as a Star Language and Numbers as Anointed Living Entities, to recognize that every Living Protein in your Body is Pentacle shaped, to learn how to re-Pent, the Phi-losophi of Love and of course to transcend or go beyond the hex-sex.

**Jain 108**

16<sup>th</sup> March 2008,  
mullumbimby creek.



**(Benjamin Franklin Magic Square of 8x8, upcoming Decal Design by Jain108)**

I will be releasing a new body of work that gives the True Value of Pi, based on the Harmonics of Phi (1.618033...), a value close to 3.144...

The ancient Mathematics masters have always known that the two most important transcendental numbers Pi and Phi are intimately related.

As shown on this website, The Book of Phi, volumes 1, 2, 3, 4, 5, 6, 7 are available, but the upcoming, unpublished volume of 8 will reveal this Phi Pi Connection and how 3.144... is derived from the Square Root of Phi (1.272...) aka The GOLDEN ROOT. Volume 9 will be extra notes or information on Traditional Pi, showing elegant formulae and some of the history of how traditional Pi was fathomed.

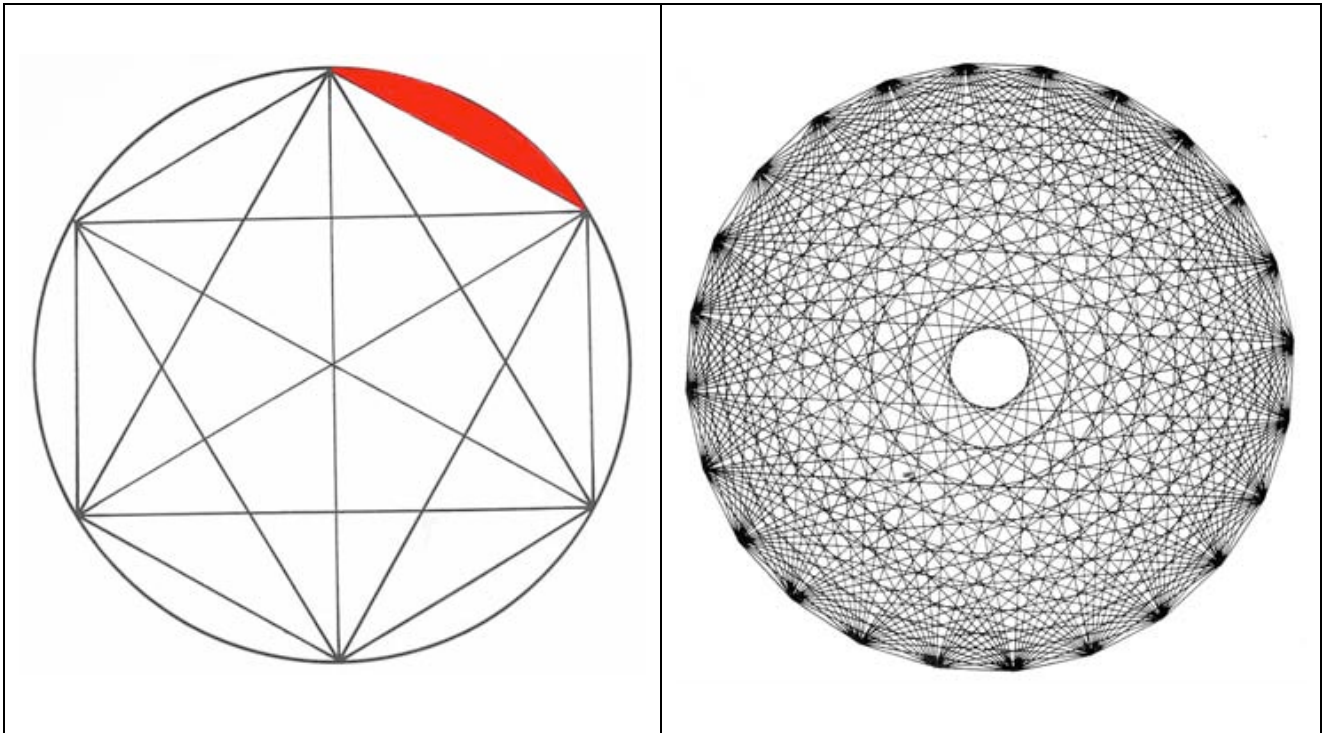
THE BOOK OF PHI volume 8 is based on the 24 Repeating Pattern of the Digitally Compressed Fibonacci Sequence that encodes the frequency of 108, that anointed Vedic Number sonically encrypted in the prayers for enlightenment known as the GAYATRI MANTRA. This most rare book will be released with a companion dvd that will help fully explain this rare information.

Visualize a Hexagon in the Circle which has 6 straight lined chords. The relationship of one of these chords to the corresponding curve of the circle, is the issue at hand, and under attack.

Fractal Mathematics and NanoTechnology shows that there is always an area under the curve, so no matter how many times we subdivide the circle into smaller and smaller polygons, we only ever reach the limit of the circle. So yes, we can give a green tick to the "Limit of the Circle" as equalling the traditional value of Pi as 3.141592... but this does not account for the infinitesimal area under the curve that just does not disappear, forcing us to conclude that the True Value of Pi must be a fraction more than what we thought it was. This is why NASA are using a secret value of Pi that is a fraction more than the traditional value of pi.

It is encoded in the mathematics of the Cheops Pyramid.

Here follows 2 diagrams showing a 6 sided polygon (Hexagon) on the left, where the Area Under The Curve is obvious, and a 24 sided polygon (IcosaTetragon) where it is difficult to see the Area Under The Curve.



**Fig 3x**

**Various Areas Under The Curve:**

The 6-sided HexaGon (on left) and the 24-sided IcosaTetraGon (on the right)

When we begin to exaggerate this polygonal method of circle division by extending the divisions from 6 to 24 to 1000 to 1 billion etc we can no longer see the area under the curve. Our greatest Mathematicians, for the last 2000 years have made the fundamental error to assume that the **Area Under The Curve** just mystically disappears and can be dismissed.

You need to visualize that the 24 Points above are joined to form its polygonal shape and join two neighbouring points to observe that the Area Under The Curve is barely noticeable, that critical part that has been dismissed for thousands of years, that critical part that modern day calculus falsely dismisses as a limit towards infinity and has no real numerical meaning, this is the grand fallacy with calculus, it does not understand Fractal Mathematics that recognizes that the more we zoom in under the growing polygon, from 6 sides to 24 sides to 1,000 sides to a Million sides to a Billion sides or even a Zillion sides, it will always recognize the homeopathic residue or presence of an entity that is indeed an Area Under The Curve. I believe that this fact will force one of the greatest intellectual conferences or debates in the world in our current lifetime, by 2020 AD. Jain Of Oz's book on the True Value of Pi shakes the whole foundation of Western Mathematics. In fact, all the Mathematics books have to be



rewritten. What will happen now is that the top Mathematicians from the West will be invited to meet the top Mathematicians from the East. An International Conference or Forum is brewing, to determine the final and eternal Truth of Pi that the Ancients knew.

It is in the current mass consciousness that the eternal relationship of the Circle to its Diameter (which is really the Circle to Square relationship, which is Pi) is falsely 3 .1415...

The slice of Pi 3 .1415... that we have been served is mouldy and disharmonic.

Also, to the dismay of all the Circle-Squarers, we have been told incorrectly for thousands of years that You Can Not Equate the Square's Circumference to the Circle's Circumference, nor Equate the Area of a Circle to the Area of a Square, ie: The Mystical Squaring of the Circle. But now, believe that it can be done. Ignore all the bad press on Pi and Phi.

I (Jain) have been waiting for 25 years for this material to emerge and be printed. Intuitively knowing all these years that Pi was wrong, that was why I had never written about for 25 years, as I was switched off by the error. I therefore had focussed my whole attention on the Phi Ratio (1:1.618033... the mathematics of where the elbow bends in proportion to the length of the whole arm etc).

Soon, I will be releasing the new maths that has emerged linking the relationship of Pi and Phi (The Book Of Phi, volume 8: The True Value of Pi). As most scholars know, the only 3-Dimensional symbol that contains Pi and Phi is the Cheops Pyramid of Egypt, that really is the invisible sacred geometry of Light.

Stay tuned for The Book Of Phi, volume 8: The True Value of Pi based on Root 5, on this most controversial issue that challenges the whole foundation of western based mathematics.

Until then, have a read about another proposed value of Pi, based on the same premise that the western polygonal system of subdividing the circle into thousands then millions then billions of polygons is inherently flawed, the greatest published error of our times.

Reddivari's (aka Reddy) value of Pi (see the Appendix) is based on the Square Root of 2, where Jain's Value is based on the SQUARE ROOT OF PHI which is intimately connected to the Square Root of 5. Such comparisons are an important aspect of mathematical enquiry.

# CHAPTER 4

## PHI-PI WHERE ELSE DO PHI AND PI CO-EXIST ?

### Introducing The Corrected Jain Radian $57.240^\circ\dots$

This Chapter INCLUDES:

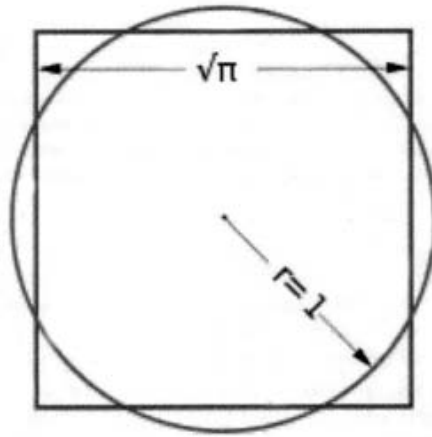
#### PART 1

- Phi & Pi in the Cheops Pyramid
- Phi & Pi in the Mystical Squaring of the Circle
- The Golden Right-Angled Phi TriAngle.  $1 : \sqrt{\Phi} : \Phi$
- The Golden Root or Root of Phi or  $\sqrt{\Phi} = 1.272019649\dots$

#### PART 2

- The Radian Is The Ancient Truth,  
Not The Arbitrary  $360^\circ$  Of The Unit Circle
- Converting Traditional Radian Measure To The True JainPi Radian or  
Jain Radian =  $57.2408842281331\dots^\circ$

## PART 1



**Fig 4a**

**Only the Square Root of JainPi can "Square The Circle"**

**The Square Root of JainPi = 1.773303558897912...**

**The Square Root of TradPi (Traditional Pi or Legacy Pi) =  
1.772453850905516...**

### PHI and PI in the CHEOPS PYRAMID

Just for your interest and information, many scholars have invested time and money hunting for the connection of Phi and Pi, the two most intriguing and anointed numbers that are all around us.

There appears to be only one shape in the universe that actually can be measured to show that both Phi and Pi dimensions or measurements are written into its form or matrix. It is the **Pyramid of Gizeh**.

You can see from the following diagram that the Phi measurement is based on the apothem (midpoint of the base's side shown as 1 unit) and compared to the slope height of the pyramid, not the edge height, measures to be 1.618...

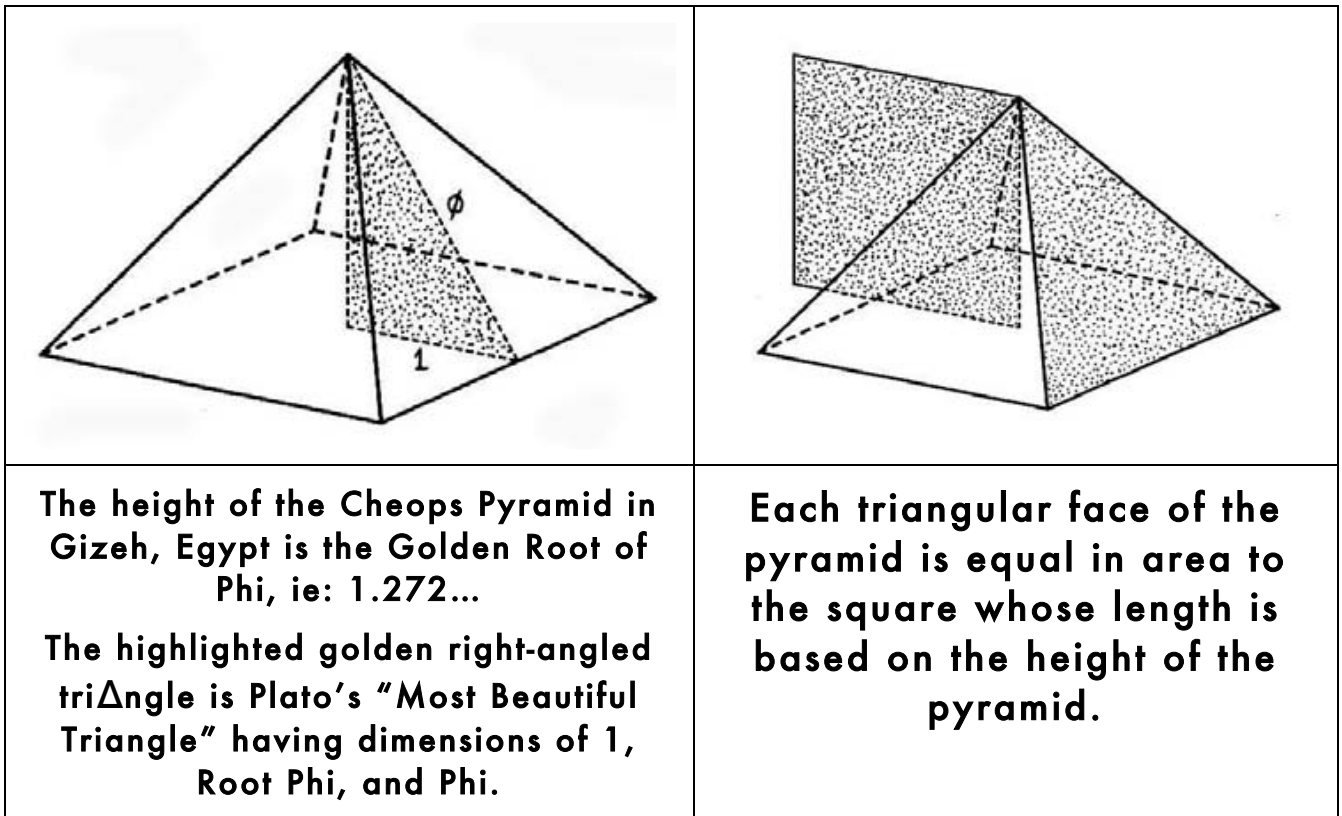
Notice also, that this critical harmonic of The Square Root of Phi ( $\sqrt{\Phi}$ ) is the actual height of the Great Pyramids of Gizeh!

And regarding Pi, the perimeter of the said base divided by the twice the height of the pyramid is said to be Pi ie:

$$= 4 \div \sqrt{\Phi}$$

$$= 4 \div 1.272019649...$$

$$= \text{JainPi or } J\pi = 3.144...$$



**Fig 4b**

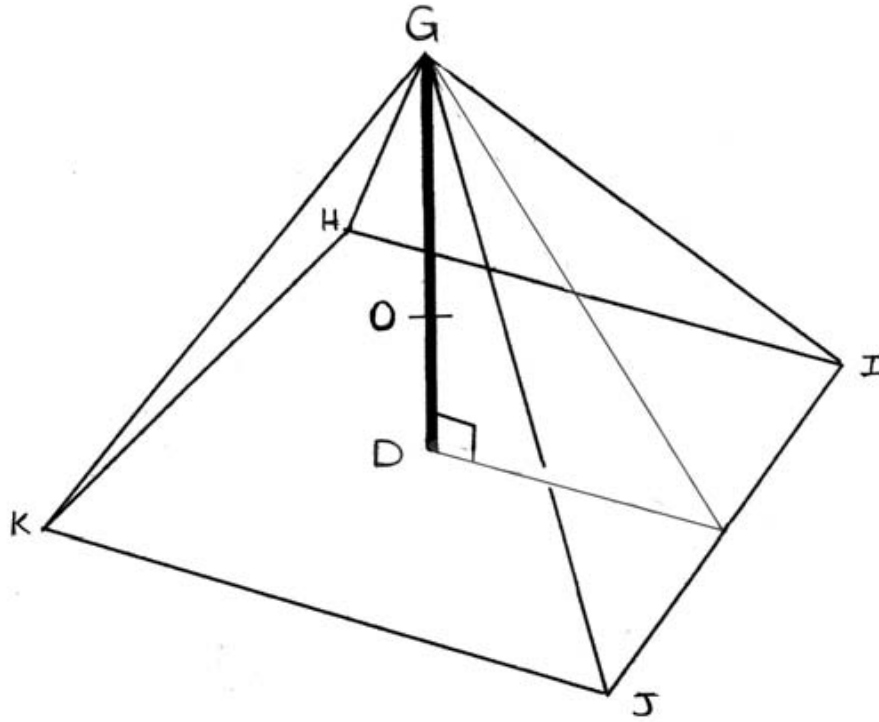
**Phi and Pi in the Great Pyramid of Gizeh**

**The Height of the Pyramid, is the Square Root of Phi ( $\sqrt{\Phi}$ ).**

In effect, by viewing the internal geometries of this Gizeh Pyramid, we are actually X-Raying this 3-dimensional form.

Understanding that the Pythagorean Right-Angled 3-4-5 Triangle is one of the ultimate Gems in Mathematics, we can conclude that the King or Queen of all Right-Angled Triangles is modeled on this one, having as its two shorter sides the lengths of 1 Unit and Root Phi (1.272...) to generate a longer side or Hypotenuse of Phi (1.618...).

This humble Triangle is the Key to rewriting all of Einstein's Equations in terms of Phi and the Powers of Phi, an intelligent and sophisticated design that brings under its Infinite Umbrella of Wavelengths the rich cascading harmonics and sub-harmonics of this most anointed frequency.

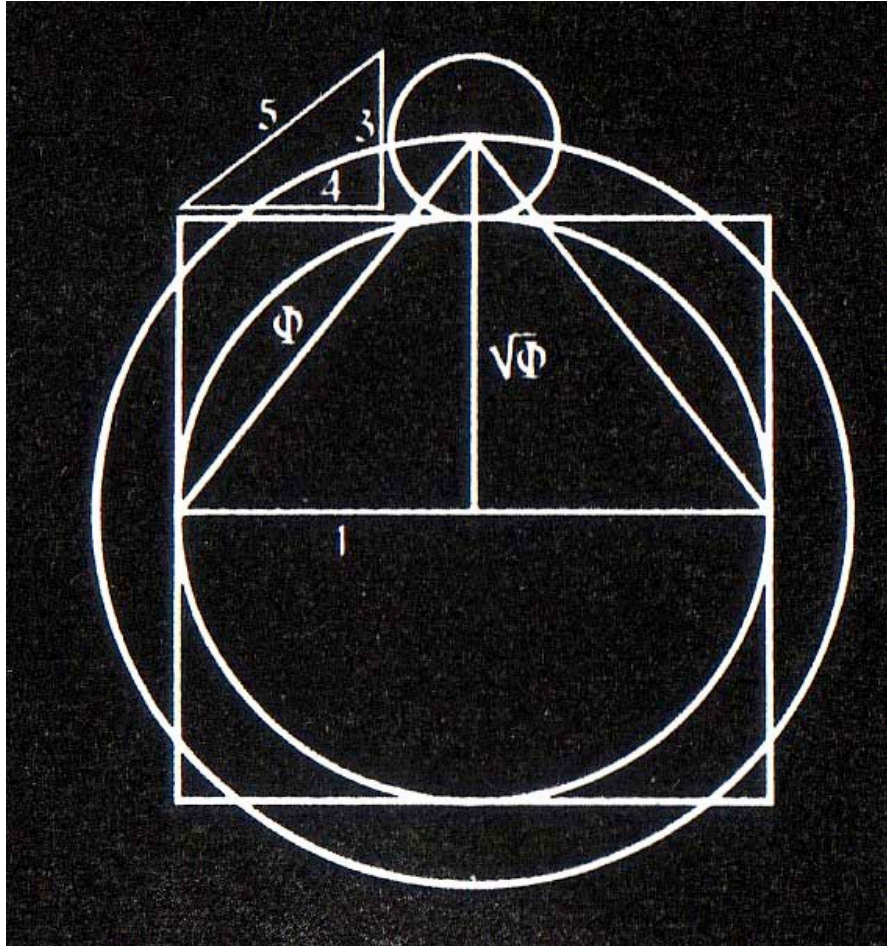


Point "O" is the Vortex Centre of the Pyramid in Gizeh. The Centre is a third ( $1/3$ ) of the Vertical Height GOD.  
 The Square Base of the pyramid is marked as HIJK. JAIN.

**Fig 4c**

**G-O-D is the Golden Root or Height of the Cheops Pyramid**  
**The highlighted golden right-angled triΔngle is Plato's "Most Beautiful Triangle" having dimensions of 1, Root Phi, and Phi.**

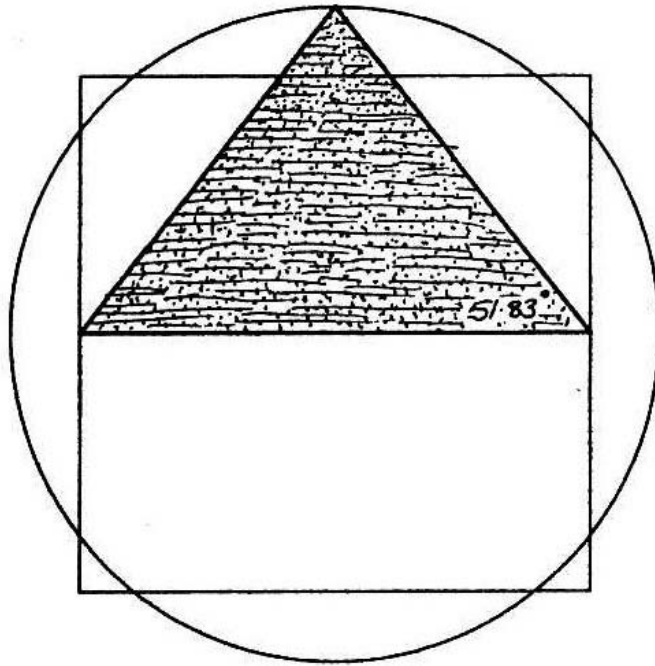
## PHI and PI in the PORPORTIONS of the MYSTICAL SQUARING of the CIRCLE



**Fig 4d**


**The combined diameters of the Earth and Moon fit snugly together to Square the Circle and generate the  $(\sqrt{\Phi})$  ratio.**

Regarding **Fig 4d** above, a geometrical way to construct this Pyramid of Gizeh that has base angles of  $51^\circ 51'$  is to draw the base of 1 unit, fitting into the square, but the two sloping sides that touch at the apex, must touch not the square, but the Circle that Squares the Circle. **Fig 4e** is simplified and derived from **Fig 4d** to show the pyramid proportions generated from the Squared Circle.



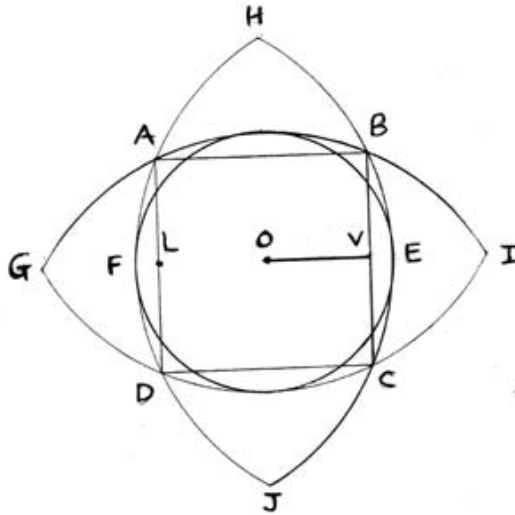
**Fig 4e**  
**Pyramid Construction derived from the**  
**Squaring of the Circle.**

Simply put, the only know way to increase the diameter of a circle (say  $d=1$  and  $r=1/2$ ), to be appropriately a fraction more than 1, so that the circumference of the circle is equal to the diameter of the square that surrounds it, is based again on the Square Root of Phi ( $\sqrt{\Phi}$ ). That means, I have to increase my diameter, from 1 to 1.272019649514... We learned before that the Golden Root or  $\sqrt{\Phi} = 1.272019649514...$  So here is yet another connection with Phi and Pi, so intimately related.



**"The MYSTICAL SQUARING of the CIRCLE"**

**This worksheet is to get the student to ask:  
by how much must I increase my radius of 1 unit  
(in the original circle and square complex ABCD)  
to be able to Square The Circle?**



**Fig 4f**

ABCD is the original square.  
Draw a circle softly inside the square, using radius  $OV=1$ .  
Since the apothem  $OV$  is designated as 1 unit,  
what is the length of the square's side?  
what is the perimeter of the square ABCD?

How do we make a corresponding circle whose circumference is also = to 8 units. Or, by how much must we extend the original radius  $OV$  of 1 unit to make this Squared Circle. The answer is  $OE$ .

This will involve some algebra using the unknown "x".  
What is the formula for the Circumference "C" of the Circle:

$C = \dots\dots\dots$

What is the length of this extrapolated radius  $OE$  which will Square the Circle?

To determine this, we need to state that  $VE = "x"$  the unknown.

What is the length of  $OE$  ?  $\dots\dots\dots$



## “The MYSTICAL SQUARING of the CIRCLE”

### Answers:

Length of square's side = 2 units

therefore, the Perimeter of Square ABCD = 8 units

Circumference =  $\pi d$  where “d” = diameter of circle and  $\pi = \text{Pi}$

And  $\pi = 3.1415$  (and Jain Pi = 3.144605511...)

But since  $d=2r$  where “r” = radius of circle

we begin by stating that  $C = 2 \pi r = 8$  units.

The radius OE that we desire has a length of  $(1 + x)$  so we substitute this into the above line:

$$2 \pi r = 8$$

$$2 \pi (1 + x) = 8$$

divide both sides by 2 to simplify this expression

$$\pi (1 + x) = 4$$

divide both sides by Pi

$$(1 + x) = 4 \div \pi$$

Subtract “1” from both sides to get “x” on the Left Hand Side,

$$x = (4 \div \pi) - 1$$

$$= 1.273239545 - 1 = .273...$$

but preferable to use Jain Pi

$$x = 4 \div \text{Jain } \pi - 1 \text{ (value of Jain Pi or } J\pi = 3.144605511\dots)$$

$$= 1.272264631\dots - 1$$

$$= .272\dots$$

Thus to Square the Circle where radius  $r = (1 + x) = \text{OE}$

$$= 1 + .272019649\dots$$

$$= 1.272019649\dots$$

$$= \sqrt{\Phi}$$

= The Square Root of Phi aka The GOLDEN ROOT

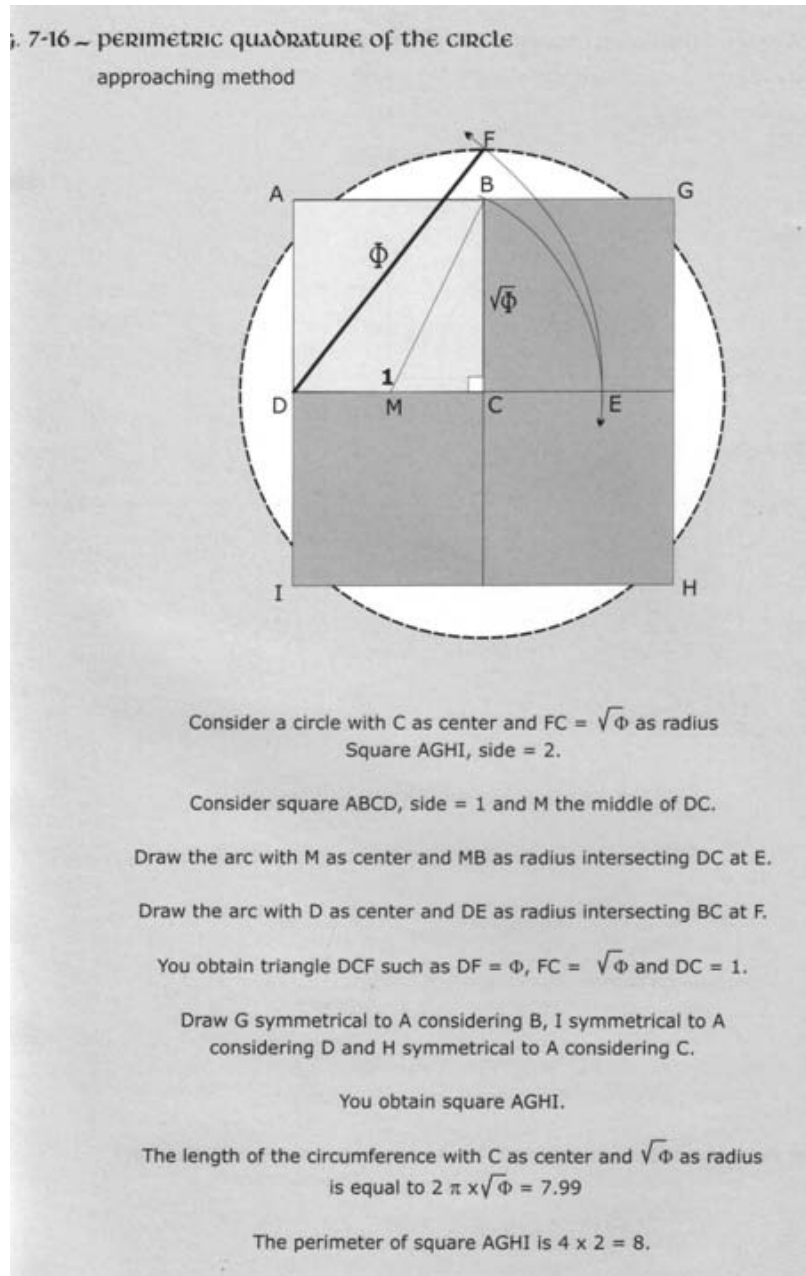
$$[\text{where “}\Phi\text{” Phi} = (1 + \sqrt{5}) \div 2 = 1.618\dots]$$

(This means that  $1.272\dots \times 1.272\dots = 1.618\dots$  since  $\sqrt{\Phi} \times \sqrt{\Phi} = \Phi$ )

## CONCLUSION:

Only Phi or its Square Root, can Square the Circle, which is about making Heaven = Earth.

Or the Celestial Meets The Terrestrial. From this equation, harmonic doors open, & we tap into the Mathematics of the Pyramid of Gizeh and the Time Bending Physics of Light!



**Fig 4g**

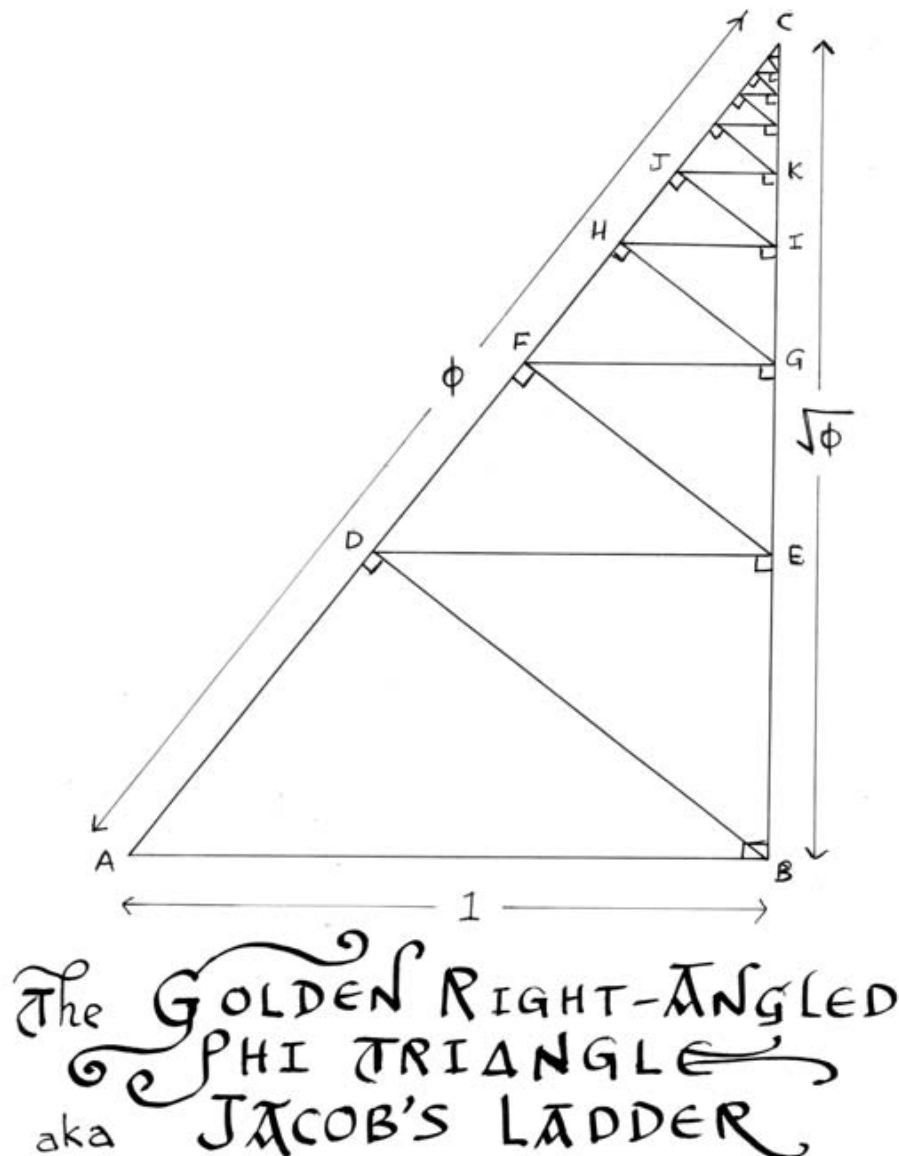
### Perimetric Quadrature of the Circle.

(taken from the book: "Geometry of the Golden Section" by Robert Vincent, 1999)

**Notice the Golden Right Angled Phi Triangle CDF**

# The Golden Right-Angled Phi Triangle

Many people ask how the base angle of the Pyramid is critically determined, and it is usually quoted as  $51^{\circ}51'$  (51 degrees and 51 minutes or decimalized as  $51.83^{\circ}$ ). The diagram below shows the inside of the pyramid, the vertical height and the correct sloping heights based on Phi and its Square Root.



**Fig 4h**

**The Golden Right-Angled Phi Triangle.  
 The many sub-divisions appear like a stairway,  
 (STAIRWAY TO HEAVEN) and is referred to as  
 the MULTI-DIMENSIONAL JACOB'S LADDER**

The Triangle ABC, above in Fig 4h, is Right Angled at B ( $90^\circ$ ), where  $AB=1$ ,  $BC= \text{Root of Phi}$  or  $\sqrt{\Phi} = 1.272019649\dots$  and AC the Hypotenuse, using Pythagoras' Theorem  $= \sqrt{[1^2+(\sqrt{\Phi})^2]} = \sqrt{[1+\Phi]} = \sqrt{[1+1.618033\dots]}$   
 $= \sqrt{[2.618033\dots]} = \sqrt{[\Phi^2]} = \Phi = 1.618033988\dots$

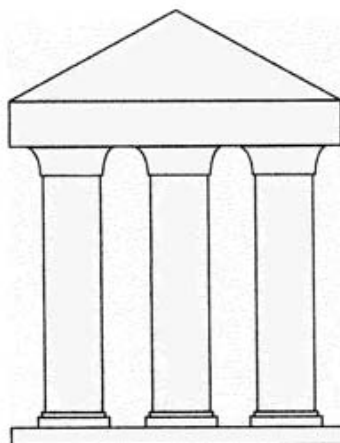
Notice in Fig 4h, how the largest triangle has been subdivided "scale invariantly" so each smaller triangle like ABD, BED, DEF, EFG, FGH, GHI, IHJ, IJK etc all have the same proportion  $1 : \sqrt{\Phi} : \Phi$ .

"Scale Invariant" means that the size does not matter, what is important is the ratio or proportion of the sides remaining constant. Then, if we were to climb up or down this ladder, we would travel infinitely and non-destructively. Notice where the Fibonacci Numbers occur at each horizontal step or increment: JK, HI, FG, DE and AB.

This is the real secret here, knowing Root Phi or The Golden Root, opens the door to unlimited travel, makes the magic happen, all based on the mathematics of flowers, or the point where the elbow bends, the Divine Proportion does not exist as an icon on your electronic calculator, as the masters who rule this material world, don't want you to know about it, nor to wake up.

Here is how the angle BAC in Fig 4h above can be determined.

It is seen clearly now that The Golden Right-Angled Phi Triangle is the grid that generates the magic angle of the pyramid being  $51^\circ 51'$  (51 degrees and 51 minutes). How did we get this figure. By applying basic trigonometry to Fig 4h, we can see that  $\cosine\ x^\circ\ (BAC) = 1 \div \Phi$  or  $\cos\ x = .618033988$  giving the value of  $51.82729243^\circ$  which rounds off to  $51.83^\circ$  which is = to  $51^\circ 51'$ .

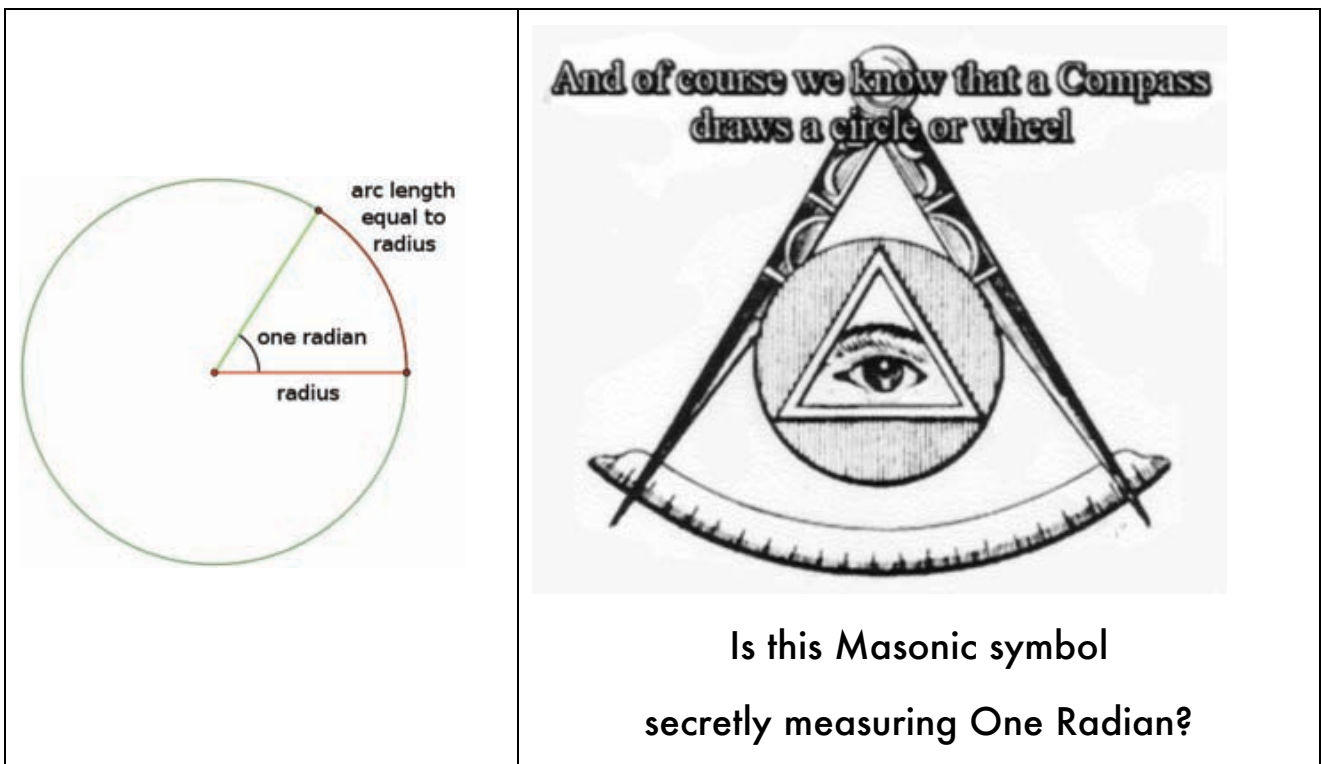


## PART 2

### The RADIAN Is The ANCIENT TRUTH, NOT The ARTBITRARY 360° Of The UNIT CIRCLE

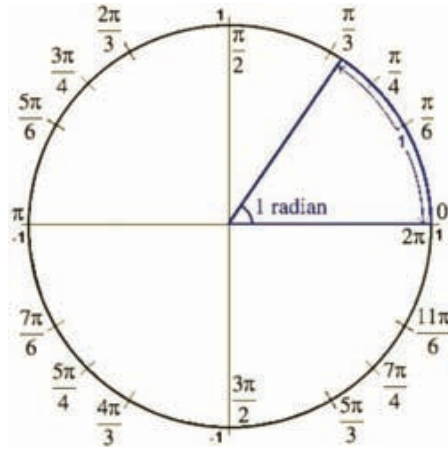
Now it is important at this stage to not settle for Degrees of a Circle, since the given value of 360° in a circle is really an arbitrarily value, it is man-made, not universal. Though, that which is universal and truly ancient, the maths that intelligent aliens would use, is not 360° but the measure of the RADIAN. In this next section, there will be 2 parts:

- 1 – Definition of the RADIAN
- 2 – Converting the value of 51° 51' into Radians.

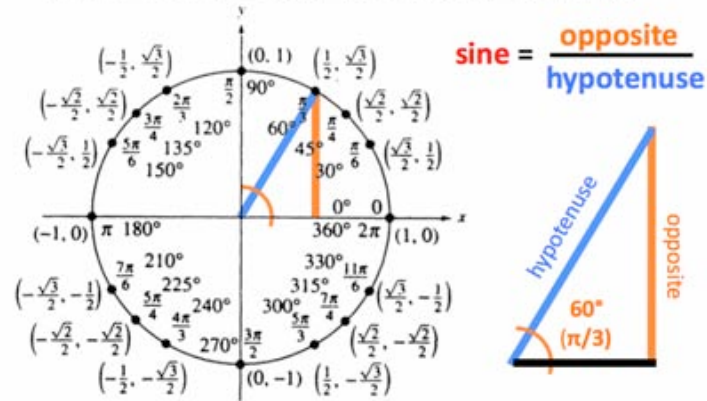


**Fig 4i**

The straight Radius mapped upon the curved Circumference of its Circle gives One Radian, it is far more superior or intelligent that the man-made concept of 360 degrees (which fails because the number "7" does not divide evenly into this construct).



### Sine Waves and the Unit Circle



**Fig 4j**

The Unit Circle highlighting the Radian.

The Radian is superior to the arbitrary division of the Circle into 360 degrees.

Radians express mathematical angles more elegantly.

The sine of an angle, in a right-angled triangle is calculated as the trigonometric ratio between the opposite side and the hypotenuse (longest side).

## 1 – Definition of the RADIAN

**Radians** are really just a ratio denoting the relationship between the radius and circumference of a circle; ie: An *angle* of 1 radian results in an arc with an equal length to the radius of the circle.

If the circumference of a circle is  $2 * \pi * r$ , (where  $*$  means Multiplication) what is the length of the arc denoting a right angle?

Answer:  $= \pi/2 * r$ .

This is derived by dividing the circumference formula by 4 since a quadrant or  $90^\circ$  angle is a quarter of the circle.

Thus  $(2 * \pi * r) / 4 = \pi/2 * r$ .

Here,  $\pi/2$  (radians) is the ratio;  $r$  is what has units.

The radian is a unit of plane angle equal to  $180/\pi$  (or  $360/2\pi$ ) degrees, or about 57.2958 degrees, or about  $57^\circ 17'45''$ . It is the standard unit of angular measurement in all areas of mathematics beyond the elementary level.

The radian is represented by the symbol "rad" or, more rarely, by the superscript c (for "circular measure"). For example, an angle of 1.2 radians would be written as "1.2 rad" or "1.2<sup>c</sup>" (the second symbol can be mistaken for a degree: "1.2<sup>o</sup>"). However, the radian is mathematically considered a "pure number" that needs no unit symbol, and in mathematical writing the symbol "rad" is almost always omitted. In the absence of any symbol radians are assumed, and when degrees are meant the symbol  $^\circ$  is used.

The concept of radian measure, as opposed to the degree of an angle, should probably be credited to Roger Cotes in 1714. He had the radian in everything but name, and he recognized its naturalness as a unit of angular measure.

If you use it, everything in maths becomes a lot easier: calculus, operations on the complex number plane, you name it: use radians, and math works with you, not against you. This is not quite the same thing as finding an infinite series that converges on 'e', but it's safe to say that if the aliens built a spaceship that made it to New York, they're using radians.

**One of the rather special things about radians is that they don't have units.**

So if you're multiplying something's velocity, say, by the angle at which it was launched, then you can stay in m/s, say, rather than some weird unit of m/s multiplied by degrees. In other words, you have to say that an angle is 60 degrees, but you don't have to say that it's 1.3 radians: you can just say that it's 1.3.

The word Radian is believed to be a made up word. Some suggest it may have been intended as an abbreviation for "RADius ANgle".

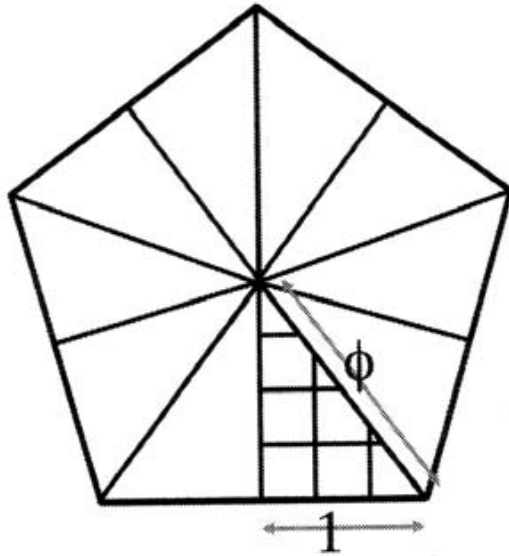
In calculus and most other branches of mathematics beyond practical geometry, angles are universally measured in radians. This is because radians have a mathematical "naturalness" that leads to a more elegant formulation of a number of important results.

Although the radian is a unit of measure, it is a dimensionless quantity. This can be seen from the definition given earlier: the angle subtended at the centre of a circle, measured in radians, is the ratio of the length of the enclosed arc to the length of the circle's radius. Since the units of measurement cancel, this ratio is dimensionless.

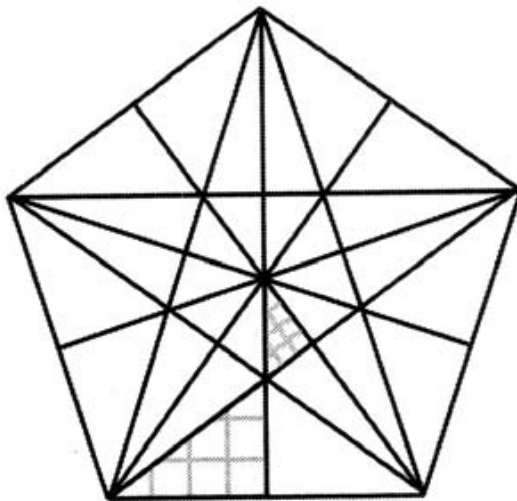
To understand the True Value of Pi, it is critical that we work in Radians which gives precise measurements, not the arbitrary value of 360 degrees in a circle which give insufficient values.







**Figure 9-16** Building a pentagon from ten Pythagorean triangles



**Figure 9-17** More lines are added to create other Pythagorean triangles throughout the pentagon

**Fig 4k**  
**The Pentagon has 10**  
**Golden Right-Angled Phi Triangles.**

(Note that a lot of scholars mistake this Right Angled Phi Triangle shown above in **Fig 4k** with the common 3-4-5 Triangle that we all know ( $3^2+4^2=5^2$ ). We established that the Right Angled Phi Triangle (as observed in the heart of the Cheops Pyramid) has an angle of  $51.82729243\dots^\circ$ .

This critical angle is say close to  $52^\circ$ ; and if you do the research, the common 3-4-5 Triangle has an angle very close to this but is  $53.13010235^\circ$  which is close to  $53^\circ$ ; so as you can see, its only about  $1^\circ$  difference, but this is an important distinction, as a lot of the high masonic books are teaching that the triangle between the legs or arms of the pentacle, as shown in Fig 4k, are the common 3-4-5 Triangles which is incorrect by one degree...).

**CONVERTING TRADITIONAL RADIAN MEASURE  
To The TRUE JAINPI RADIAN or  
JAIN RADIAN =  $57.2408842281331\dots^\circ$**

This page is very important, because if JainPi is correct, then that means the standards given in contemporary maths books for the value of 1 Radian is also incorrect. So let me be the first person in the world to correct this slight error. When you see the calculations below, you will be shocked because the error is larger than we think, the error is in the 2<sup>nd</sup> decimal place (or 3 minutes of arc out)!

Briefly,  $1 \text{ Radian} = 180^\circ \div \pi$   
 $= 57.295779513\dots^\circ$

(or, in degrees/minutes/seconds of arc =  $57^\circ 17' 45''$ ).

Therefore, the True JainPi Radian or simply Jain Radian is  $180^\circ \div J\pi$   
 $= 57.2408842281331\dots^\circ$

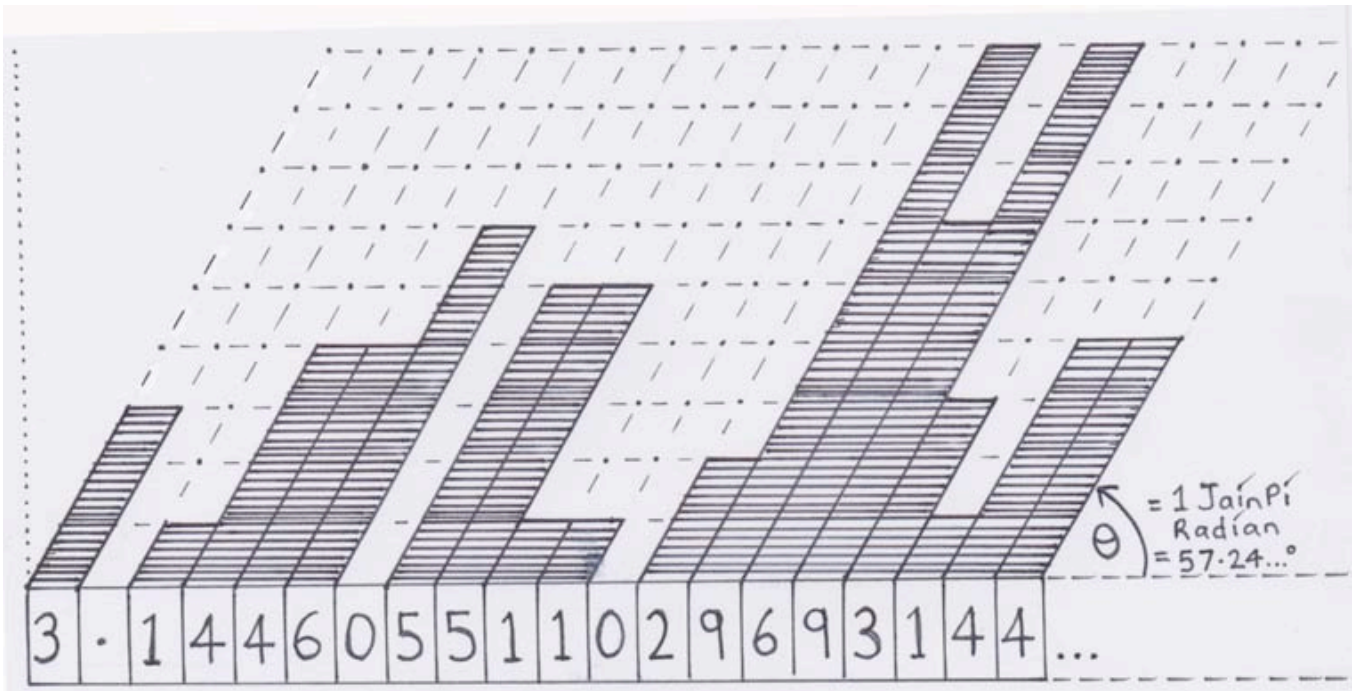
Let us place the two numbers together to analyze the difference:

1 Radian in Decimals	1 Radian in Degrees	
$57.2\mathbf{9}5779513\dots^\circ$	$= 57^\circ \mathbf{17}' 45''$	= traditional value
$57.2\mathbf{4}0884228\dots^\circ$	$= 57^\circ \mathbf{14}' 27''$	= new JainPi value

which shows quite clearly there exists a substantial or large difference, as highlighted above, the error is in the 2<sup>nd</sup> decimal meaning  $29 - 24 = 5$  out of 100 or 5/100ths of an error, or to be more precise, using thousands it would be  $295 - 240 = 55$  or 55 thousandths of an error, ie: 55/1000.

Then you can convert this decimal version of  $57.24\dots^\circ$  Jain Radians to its degrees and minutes and seconds which is  $57^\circ 14' 27.18''$  or rounded off to  $57^\circ 14' 27''$ .

In conclusion, if JainPi Radians is the new and corrected value, then all the maths as we know it changes since Pi is under Attack by JainPi if not already assassinated. This means that the most beautiful or elegant equation known to us: "Euler's Identity" (pronounced "Oiler", see index for other references) is in fact in error. I am truly sorry, but these are the facts as perceived by "Jain's Identity".



**Fig 4j**

JainPi to 18dp fancifully shown on a Bar Graph,  
with the data symbolically tilted critically at an angle of  $57.24^\circ$   
(the true radian value now called JainPi Radians)

This diagram represents the new true radian value called JainPi Radians. Symbolically, we can see that all the data (or all the sloping lines) is tilting correctly according to the True Value of JainPi. (That is why there are 180 or  $20 \times 9$  little diamonds or tilted squares since this is the number in degrees needed to convert any angle into radians which is  $180 / \text{Pi}$  or JainPi). That is why the Theta angle is marked, to show that for the first time in human history, perhaps for the last 3,000 years or so, man-womankind have been in a distorted reality, but the slight disharmonic tilt is now self-correcting itself according to the raising and changing values of humankind as we globally awaken to the new paradigm of inter-connectedness, socially, intellectually and politically. Here, Mathematics is the key component for real change!

## ★ ★ ★ ★ ★ 5 AFTER-THOUGHTS:

**1** - Apparently and unfortunately, a recent hollywood-style psychological horror movie: "Jacob's Ladder" with hallucinating, crazed paranoid killers, abhorrent freaks, genetic mutants, has the same title as this anointed phi geometry. It attaches fear to this title, in a sense, this fear allows non-access to the divine memory of this mathematically perfectly cascading Jacob's Ladder of phi ratioed Pythagorean triangles shown in **Fig 4h**. The well-known acronym for FEAR is False Evidence Appearing Real.

**2** - One of the goals of this article is to raise awareness about the importance of the Phi Ratio, that it is equally important as the Pi value, and must be forged as a button or key into every electronic calculator. Is it a conspiracy that the electronic calculator only gives the value of pi and not the phi ratio? Why did the American government delete the first 20 years of archives of the "Fibonacci Quarterly", (California, 40 years ago, it was the world's repository of the golden number, and the George Bush administration has wiped out half of all this memory, according to professors in Arizona universities who confirmed this atrocity. Even the last 20 years of what remains of the Fibonacci Quarterly is in a new mathematical language that even myself finds difficult to grok, its almost written in a new mathematical nonsense language).

**3** - I went to a conference "Fun With Mathematics" run by a fellow teacher and friend Geoff Todman of the Gold Coast, Australia, and we sampled lots of new educational toys in preparation for his debut teaching in schools around Australia.

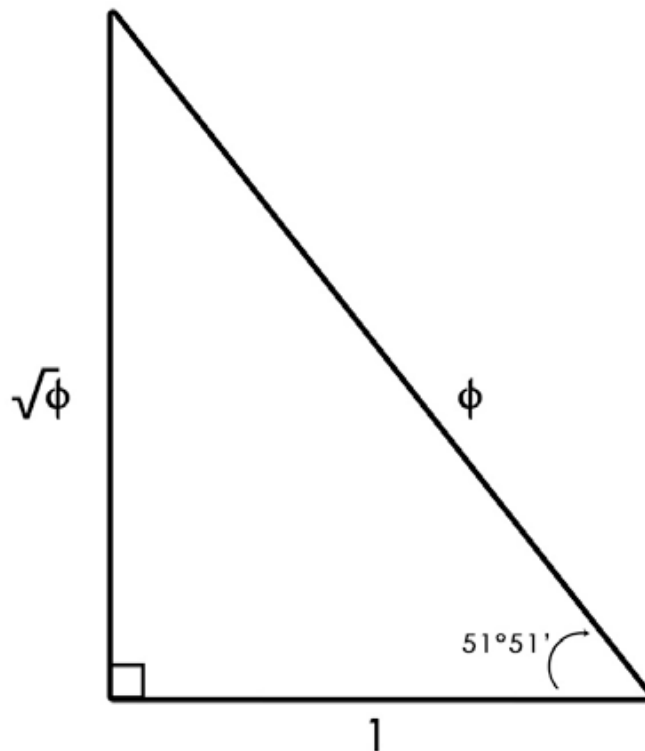
At the end of the 3 hour session, I noticed that there was one thing missing: The Pentagon or 5-ness. I noticed that a lot of the flashy new plastic toys that taught about shape, were all on the triangle, the square and the hexagon. All based on 3, 4 and 6. Whatever happened to the 5, the Pentagon! And as I moved around exploring other number and shape kits, sure enough, there were only triangles, squares and hexagons. I asked where these were made, and he replied America! Of course. If you happen to know anything about the "Leave No Child Behind" policy in American educational politics, you will know what I mean. It's an euphemism for something shocking. It appears that they are wiping out the memory of 5-ness, or the pentagon, pentacle, (which is the natural shape of every protein in your human body) for as you know it has been demonized, or made as the

symbol for the wicked witch, therefore creating fear which allows non-access to your dna memory of who you really are.

**4** - Also, you must watch the American video made by Walt Disney in 1957 called "Donald Duck in Mathmagic Land":

[http://www.youtube.com/watch?v=2eC\\_4L89Elw&feature=youtu.be](http://www.youtube.com/watch?v=2eC_4L89Elw&feature=youtu.be)

Its absolutely brilliantly in how it teaches a young child the magic of the Golden Mean proportions in the Pentacle. Rumour has it that there was a race to the moon between the Russians and the Americans (Cold War era) and new curriculums were designed to teach children Star or Galactic Mathematics, so it crept in the syllabii, then the plug was pulled, and has been absent ever since! The atrocity or sadness is that our whole current generation of maturing adults, born in the 1950s and 1960s could have learnt sacred geometry and secret Pythagorean knowledge from their favourite cartoon characters. More than half a century has gone by, so perhaps, the time is now, to reinitiate the recrudescence of sacred mathematics to every child in the world.



**Fig 4L**

Phi Right-Angled Triangle aka Plato's Most Beautiful Triangle

## 5 - Here Is An interesting Phi Pi Formula Rearrangement:

Letting the Golden Root or  $\sqrt{\Phi} = 1.272019649514...$  to 12 dp

$$\begin{aligned}4 \times \sqrt{\Phi} &= 4\sqrt{\Phi} = 4 \times 1.272019649514... \\ &= 5.088078598056... \\ &= \Phi \pi\end{aligned}$$

This is really interesting as we have expressed Phi times Pi with the Golden Root.

How did we algebraically get this, that  $4\sqrt{\Phi} = \Phi \pi$

To get this result, we start off with what we know, that:

$$J\pi = 4 \div \sqrt{\Phi}$$

(which reads as: JainPi 3.144... = 4 divided by the Square Root of Phi)

It can be rewritten as this:

$$J\pi = \frac{4}{\sqrt{\Phi}} \quad \text{Here we can Cross-Multiply, giving}$$

$$4 = J\pi \cdot \sqrt{\Phi}$$

(where the dot "." represents multiplication)

To get rid of the square root sign, we multiply both sides by  $\sqrt{\Phi}$  since a square root number times itself (or the same square root number) gives a whole number:

$$\begin{aligned}4\sqrt{\Phi} &= \Phi \cdot J\pi \\ &= 5.088078598056...\end{aligned}$$

(nb: if we use traditional Pi and not JainPi, the final value is 5.0832036899594 which varies from the above value in the 3<sup>rd</sup> decimal place, a major difference!).



# CHAPTER 5

## APPENDICES

### This Chapter Includes:

#### Appendix 1

Reddivari's Value of Pi Based On Root 2

#### Appendix 2

"Quadrature of the Diameter": Generating Another Phi-Pi Connection by Using the Ratio of 1:4

#### Appendix 3

On Nicholas of Cusa's Circle:  
Ignorance of the Polygonal View of Circle to Derive Pi

#### Appendix 4

The Enneagram's Symbolic "3 and One Seventh" is a secret close approximation to JainPi (3.144...)

#### Appendix 5

The Billy Meier and Jain 108 Connection & Prophecy of the True Value of Pi=3.144605511...

#### Appendix 6

Keely's Pi Value Of 3.144... Is The Same As Jain's True Value Of Pi

#### Appendix 7

Prof Stefanide's Value Of 3.144... Based on the Golden Root  
Is the Solution to a 4<sup>th</sup> Dimensional Equation

#### Appendix 8

Pi Appears In The Barbury Castle Crop Circle, Wiltshire, 2008

#### Appendix 9

Chart For The Powers Of Pi & JainPi

#### Appendix 10

Bill Harrington's Pinary Solar System: Email Notes On JainPi

#### Appendix 11

Dr Serban of Romania  
Has Also Established Independently that True Pi = 3.1446...

#### Appendix 12

Taylor's Secret Of the Great Pyramid in Cheops:  
Contains Measurement Of JainPi = 3.1446...



### Appendix 13

JainPi (3.1446...) is the Solution to the 4<sup>th</sup> power (4<sup>th</sup>-Dimensional) Quadratic Equation:  $X^4 + 4^2x^2 - 4^4 = 0$

### Appendix 14

Phi Pi Relationships

### Appendix 15

Buffon's Needles and JainPi = 3.144...

### Appendix 16

**Jain Pi to 1000 Decimal Places**

### Appendix 17

Eudemus' Reference to JainPi

### Appendix 18

Email From Japasetta: Reference to JainPi

### Appendix 19

JainPi 3.144... To Infinity

### Appendix 20

**Nathan Jolly's Article On JainPi Sent To Monash University**

### Appendix 21

NASA Engineer "Smokey" Admits Pi Is In Error

### Appendix 22

The Decimal Magic of Nine

### Appendix 23

Laser Surveying To Confirm True Pi

### Appendix 24

Guest List For "Is Pi A Lie? International Conference

### Appendix 25

Bibliography + Website Links

---

**For 4 more important references to JainPi, refer to the sequel to this book:  
THE BOOK OF PHI: Volume 9: More Info on Traditional Pi (in the Appendices):**

#### Appendix 21 - A

Magic Squares, Phi & Pi

#### Appendix 22 - B

Control Charts Utilizing 3.144...

#### Appendix 23 - C

Los Alamos Value of JainPi = 3.144...

#### Appendix 24 - D

The MonteCarlo Method: Reference To JainPi = 3.144...

# APPENDIX 1

## REDDIVARI'S VALUE OF Pi BASED On ROOT 2

### INCLUDES:

- Acknowledgement to Reddivari
- Jain's Website record of his Reddivari's work in 2006

This section is an acknowledgement to Mr Reddy of India, aka **Reddivari Sarva Jagannadha Reddy**, even though his value is incorrect, it still has inspirational viewpoints that challenged Traditional Pi. His book is known as:

"PROPOSITIONS ON THE TRUE VALUE OF PI"  
& 3 Famous Unsolved Problems

60 Different Proofs For The Exact Value Of Pi

A PROOF FOR THE TRUE VALUE OF PI

2001, spiral bound. \$60,

Pi does not equal 3.141592

$$\begin{aligned}\pi &= (14 - \text{ROOT } 2) \div 4 \\ &= 3.1464466\dots\end{aligned}$$

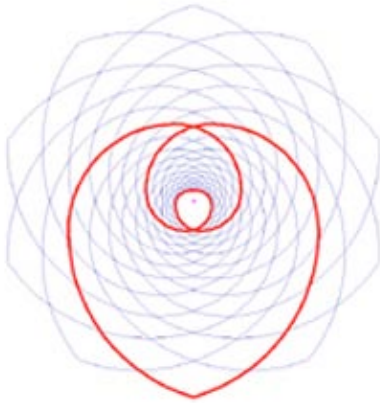
nb: This rare book is now available.

It contains 60 different and amazing ways of calculating  $\text{Pi} = 3.1464466\dots$  never before shown in print!!!

(see Products section of [www.jainmathemagics.com](http://www.jainmathemagics.com)).

I would like to acknowledge the great and inspiring works of **Mr Reddivari Sarva Jagannadha Reddy of Hyderabad, India**, who in 2001 gave me his rare 200 page manuscripts that elicited 60 different proofs that his value of Pi was indeed greater than traditional Pi. (He accepts that traditional Pi is true as the limit of the circle of an infinite number of

triangular polygons, but this way of thinking is wrong and does not account for the miniscule area under the curve).



**Fig A1:** Heart Zoom by Dan Winter

[www.goldenmean.info](http://www.goldenmean.info)

See also **Dan Winter's** animation on Heart Zoom, the more we zoom into the centre of the 2 phi spirals that make up the heart, we keep seeing the heart within the heart within the heart, the LongWave and short wave embedded and nested fractally to create infinite non-destructive travel, self-organized and compressibly elegant.

Reddy's value of Pi has surprisingly algebraic roots and is recorded as:  
 $(14 - \sqrt{2}) \div 4 = 3.1464466\dots$ , again notice the highlighted 3<sup>rd</sup> decimal which is the similar to the conclusion that I came across in that we both agree that True Value of Pi must be more than 3.141... Though Mr Reddy is correct to state that the error of traditional pi was faulty in the method of polygonal limits, and that it did not account for the area under the curve, he was incorrect to base his value on the  $\sqrt{2}$  which is the harmonics of the square and its diagonals. Instead, as summarized and geometrically proven in this article, the true value of Pi or Jain Pi is based on the Living Mathematics of Nature on  $\sqrt{5}$  which evolves to the God of  $\sqrt{\Phi}$ .

This is it. I have cracked it.

### Jain's Phi-Pi Connection

by

Jain 108 aka Jain Pi aka Jain of Oz

Whilst reading Bharati Krsna Tirthaji's book on Vedic Mathematics he hinted that the pattern or secret in determining the ancient Pi ratio was based on 32. Many scholars thought there was some hidden recursion in the infinite decimal, like at every 32 decimal places, but no, the final revealed secret, known as Siva's or Shiva's Method for Determining Pi, is based on division of the Circle into 32 distinct parts, a little similar to the Flower-Of-Life pattern that most people are now familiar with.

(Taken from the Reddy's Preface):

[3.141592.... an approximation to  $\pi$  is really the perimeter of the inscribed polygon with 192 sides and above. The circle is the limit for the inscribed polygon.

3.1464466..... is a proposed approximation to  $\pi$ . This is the value of the circumference of the inscribed circle. Square is the super-inscribed entity. The value obtained for Pi from the Circle-Square entity is  $(14 - \text{ROOT } 2) \div 4$ .

The difference between the Archimedean method and the proposed method is simple. Archimedes has adopted the Polygon-Circle system. The proposed method involves a Circle-Square system. In the former method attribution of the value of polygon to the circle is clear and in the proposed method the Square helps but the value belongs to the circle only.

3.141592... is a good approximation, but 3.1464466... is an accurate approximation:  $(14 - \text{ROOT } 2)$  divided by 4, (for the latter number is an exact value:  $\text{root } 2 \times \text{root } 2 = 2$  exactly, since  $1.4142135... \times 1.4142135... = 1.999999999... \text{ which is an accurate approximation}$ ).

What is truly amazing is that Shiva's Method is only one of 60 different ways that Reddivari can determine Pi, all ingenious methods and rare gems. They are all available in this book!

In contrast to the above information, just for the record:

**JAIN of AUSTRALIA'S VALUE of PI**

**is BASED on the SQUARE ROOT of PHI**

**giving another value of Pi as: 3.144605511...**

(which is slightly less than Reddy's value of Pi, and similar to the value of Pi used by NASA which is higher than the traditional value of Pi. Sources of information claim that NASA are secretly using another value of Pi which is higher in the range of 3.142 to 3.146 and the story goes that the mooncraft would have missed the moon had they used the false and traditional value of Pi as 3.141592..., so to make the correction necessary for the mooncraft to land successfully on the moon (if it ever really happened!) NASA were forced to increase the value of Pi).

**Reddy Pi**

**3.1464466094067262377995778...**

(on record at

[www.researchatt.com/~njas/sequences/eisBTfry00041.txt](http://www.researchatt.com/~njas/sequences/eisBTfry00041.txt))

I (Jain) assume that this above decimal to 25 places is related to Reddy's value of Pi (based on  $14 - \sqrt{2}$  divided by 4). It's interesting also than when you google for information on Mr Reddy's value of Pi, it is non-existent! Has it been censored or withheld for certain reasons.

In Reddy's book, he only gives the value of his Pi to 7 decimal places. So where did this value for Reddy Pi come from having 25 decimal places!

There was no explanation in NJAS Sequences (an online encyclopedia or archives of all possible sequences in numerical order, like a rare and valuable Dictionary of Numbers). It is strange that this sequence is listed or even archived as there is no explanation as to what this mysterious decimal of **3.1464466094067262377995778...** relates to, or where it was derived from.

For my own information, I will call this: "Reddy Pi to 25 Decimal Places"

And that this is distinguished from "Jain of Oz Pi = 3.144605511..." which is based on Phi and therefore  $\sqrt{5}$  since the formula that derives Phi is  $(1 + \sqrt{5}) \div 2$ . Such cryptic knowledge has not been published before.

Jain

06-06-06

Mullumbimby Creek

ps: The next 3 pages are taken from Mr Reddivari of India, his book on another value of pi derived as **3.1464466...** and called the SIVA or SHIVA METHOD based on 32 DIVISIONS OF THE CIRCLE.

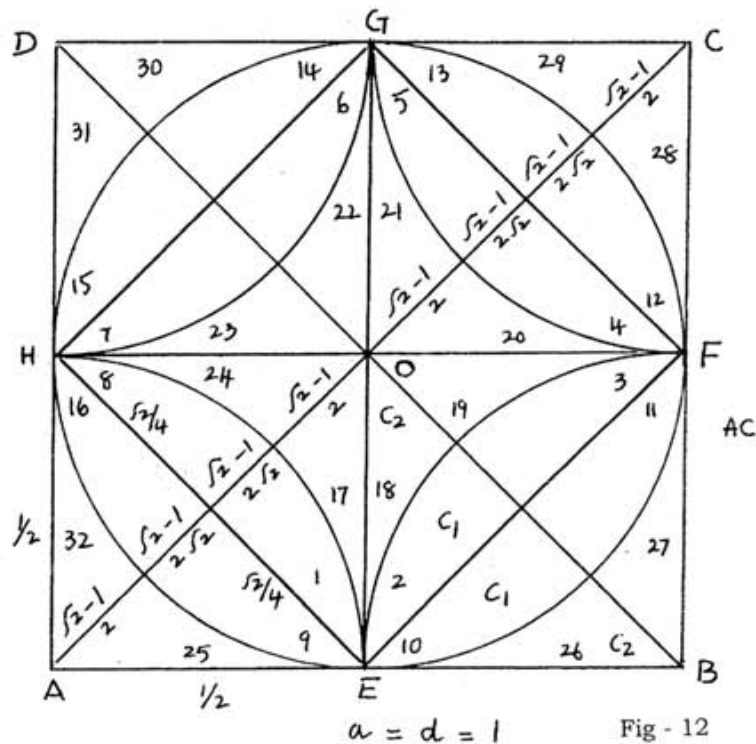
## 8. AREA OF A CIRCLE AND MATHEMATICAL $\pi$

The conventional formula to calculate the area of a circle is  $\pi r^2$  where  $\pi$  is a constant representing a ratio of the circumference of a circle to its diameter, and  $r$  is the radius of the circle. In the proposed formula the area of a circle can be calculated **without** the help of  $\pi$ .

### METHOD

Draw a square ABCD with a given side. E, F, G and H are the midpoints of four sides. Join AC and BD to get two diagonals. Similarly, join EG and FH which are equal to the side of the ABCD square. AC, BD, EG and FH intersect at O. Take O as the centre and half the side of the square ABCD as radius inscribe a circle with the square. The side of the square and the diameter of the inscribed circle are thus the same.

Join E,F, G and H to get another square EFGH which is smaller than ABCD square. Take A,B,C and D as the centres and with the same radius draw four arcs as shown in the figure.



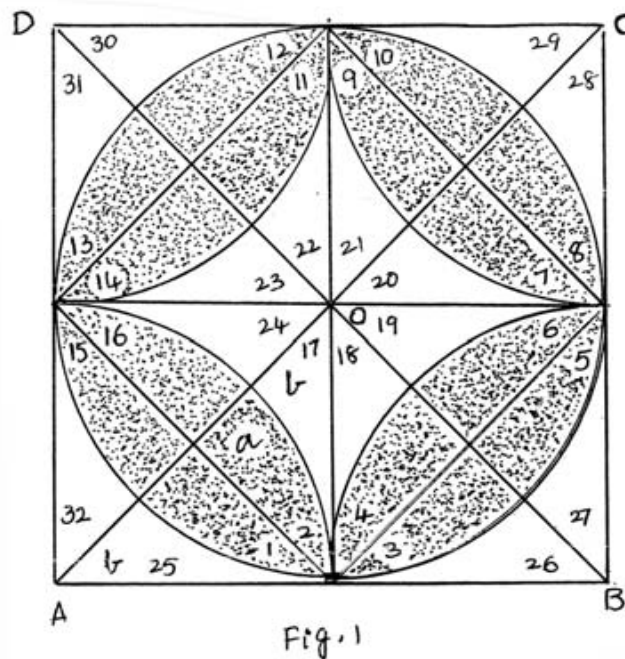
At the end we find that the ABCD square is divided exactly into 32 parts and are numbered 1 to 32. 1 to 16 are of one dimension called  $C_1$  entities. 17 to 32 are of another dimension called  $C_2$  entities.

Two formulae for  $C_1$  and  $C_2$  are devised with the help of (1) their approximate quantum of area in the total area of the ABCD square; (2) one or two parameters of either  $C_1$  or  $C_2$ ; and (3)  $\sqrt{2}$  relationship between the superscribed square and its inscribed circle.

**Fig A1-a**

**Reddy: "Siva Method" for calculating  $\pi$ ,  
Based on 32 sub-divisions of the Circle.**

# SIVA METHOD



ABCD = Square AB = 1  
 Inscribe a circle. Diameter = 1. Radius =  $\frac{1}{2}$   
 Divide the circle-square system into 32 segments. 1 to 16 are 'a' segments. 17 to 32 are 'b' segments.

$$\text{Area of segment } a = \frac{6 - \sqrt{2}}{128} = 0.035826456$$

$$\text{Area of segment } b = \frac{2 + \sqrt{2}}{128} = 0.026673543$$

$$\text{Area of the square} = 16a + 16b = 1$$

$$\text{Area of the circle} = 16a + 8b = 0.7866116$$

$$\text{Pi} = \frac{\text{Area of circle}}{\text{radius} \times \text{radius}} = \frac{1}{4} (14 - \sqrt{2}) = 3.1464466$$

**Fig A1-b**

Reddy: "Siva Method" for calculating Pi,  
 Based on 32 sub-divisions of the Circle.

(nb: Siva Method above is intelligent and correct, but Reddy illegally substitutes or fudges his Pi value of  $(14 - \text{Root } 2) / 4$  into the equations below to get his 3.1464466, whereas when you substitute the correct JainPi value it all works precisely).

The formulae are :

$$C_1 = \frac{a^2}{32} \left( 1 + \frac{\sqrt{2}-1}{2\sqrt{2}} \right) \quad \text{or} = \quad \frac{a^2}{32} \left[ 1 + \left( \frac{\sqrt{2}}{4} \times \frac{\sqrt{2}-1}{2\sqrt{2}} \times 2\sqrt{2} \right) \right]$$

$$\text{or} = \frac{a^2}{32} (\pi - 2)$$

$$C_2 = \frac{\frac{a^2}{32}}{4 \left( \frac{\sqrt{2}-1}{\sqrt{2}} \right)} \quad \text{or} = \quad \frac{a^2}{32} \left[ \frac{1}{2} + \left\{ \frac{\sqrt{2}-1}{2} \left( 1 + \frac{\sqrt{2}}{2} \right) \right\} \right]$$

$$\text{or} = \frac{a^2}{32} (4 - \pi)$$

On close observation we can see ABCD square having triangles, smaller square, rectangles and finally an important entity, a circle.

The inscribed circle has  $16C_1$  and  $8C_2$  entities. Therefore the area of the circle is equal to  $16C_1 + 8C_2 = \pi r^2$

From the above equation  
we can get  $\pi$  which is equal to

$$\frac{16C_1 + 8C_2}{r^2} = \frac{16C_1 + 8C_2}{\left(\frac{a}{2}\right)^2}$$

$$\pi =$$

$$\frac{16 \left\{ \frac{a^2}{32} \left[ 1 + \left( \frac{\sqrt{2}}{4} \times \frac{\sqrt{2}-1}{2\sqrt{2}} \times 2\sqrt{2} \right) \right] \right\} + 8 \left\{ \frac{a^2}{32} \left[ \frac{1}{2} + \left\{ \frac{\sqrt{2}-1}{2} \left( 1 + \frac{\sqrt{2}}{2} \right) \right\} \right] \right\}}{\left(\frac{a}{2}\right)^2}$$

$$= \frac{14 - \sqrt{2}}{4} = 3.1464466.....$$

**Fig A1-c**



Reddy: "Siva Method" for calculating Pi,  
Based on 32 sub-divisions of the Circle, showing the incorrect algebraic working-out. Its important to see how other mathematicians make mistakes.



This information above was posted upon my website:  
<http://www.jainmathemagics.com/page/10/default.asp>).

And was subsequently updated on the 12-12-12.

Since 2006 when I first posted this material, and other works, there have been a few other authors claiming this knowledge as their own and not acknowledging my original discoveries. Having studied professional writing at university I learnt that acknowledgement to other authors, for copying or quoting their material is important as it also protects that person, who is using other people's material, from false information. Intellectual acknowledgement also shows that the author using a quote from others is well studied in their research, so the more an author acknowledges their varied sources of research, the more the reader will believe in it. Ultimately, a pioneering author does not react or worry about theft of their ideas and literary works, as they are skillfully ahead of humanity by ten years, indicating that new material is being downloaded from them all the time and plagiarists will never keep up. Ultimately, there is no copyright as All Knowledge belongs to the Universal Domain. So really when someone takes your ideas or works, its really a compliment and it is the duty of the artist to be progressive in their outlook and adopt the vipassana-like attitude of "non-reaction".

<p><b>PROPOSITIONS ON THE EXACT VALUE OF PI</b></p> <p>Western <math>\pi</math> does not equal 3.141592 Eastern <math>\pi</math> equals 3.1464466</p>  <p><b>Reddivari Sarva Jagannadha REDDY</b></p> <p><b>2001</b></p>	 <p><b>Fig A1-d</b> Reddy</p>
---	---

## APPENDIX 2

### **“Quadrature of the Diameter” Generating Another Phi-Pi Connection by Using the Ratio of 1:4**

This is quite brilliant, as we saw earlier that the true value of  $\text{Pi}=3.144\dots$  involved the true mathematics of substituting the  $4/\pi$  with  $4/\sqrt{\Phi}$  giving:

$$\begin{aligned}\text{Jain Pi} &= 4 \div \sqrt{\Phi} \\ &= 4 \div 1.272019649 \\ &= 3.144605511\dots\end{aligned}$$

So it is critical to understand that the true Phi-Pi connection does indeed involve a four-ness or a quadrature of the circle or in the upcoming case, the quadrature of the diameter.

Look what happens when we divide the diameter of 1 unit into 4 equal parts: The following diagrams will show how the “Quadrature of the Diameter” creates the division of the line into the Golden Section using compass and straight edge, generating the Decagon.

It was inspired by a flash animation highlighting the lost works of Johannes Kepler, from his writings on the Harmonies of the World “Harmonices Mundi” sponsored by Lyndon LaRouche Foundation, from the website:

<http://www.wlym.com/~animations/harmonies/site.php?goto=knowability.html>

Imagine what the following 8 diagrams would appear like, when flashed for a few seconds each, and shown as a moving and evolving animation of geometrical arcs and lines dancing slowly before your eyes to reveal the mystical creation of the decagon based on dividing the diameter of the circle into 4 equal parts.

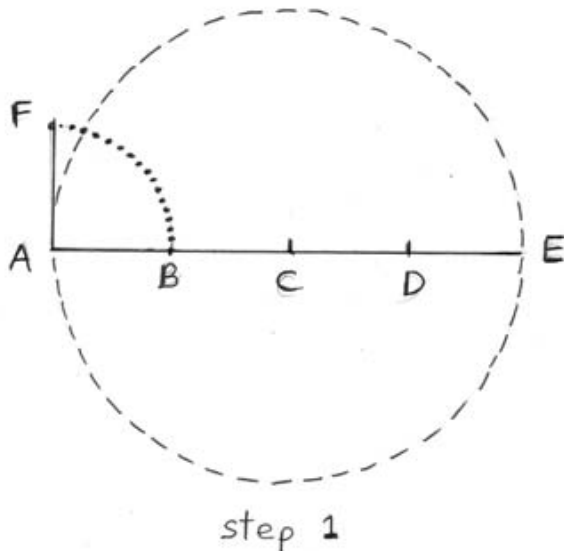
(nb: Quadrature of the Diameter is a stepping stone towards a Phi ratioed polygon, the decagon, and is somewhat similar to the Phi Vesica, that contains the Phi Ratio, as discussed in The Book Of Phi volumes 5 and 6 where the diameter was divided by 3 or Trinitized!).

### Step 1

Draw a circle, with centre C, and mark its Diameter as 1 Unit. From right to left, plot A, B, C, D and E.

Place your compass on A equal to the length of AB and draw a quarter circle to F such that FA is perpendicular to A.

*Generating the Phi Ratio 1:1.618...  
via Division of the Circle's Diameter  
into the Ratio of 1:4  
to Generate the Decagon / Pentagon.*



**Fig A2-a**

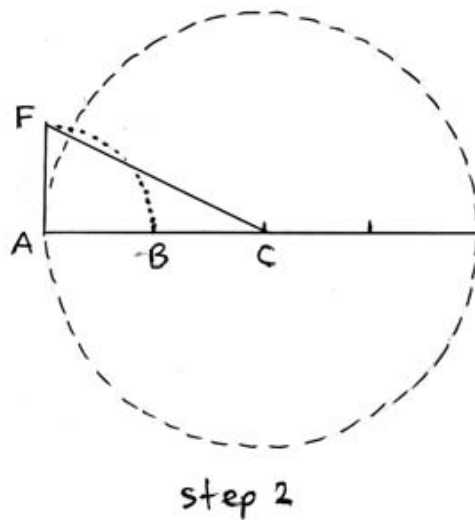
**Division of the Unity Diameter into 4 equal parts  
Arcing a quarter circle using half the radius  
(or a quarter of the diameter)**

### Step 2

Draw the line FC to form the right-angled triangle FAC.

Rather than letting the diameter = Unity, in this example, let half of this, the radius = 1 to allow for easier computations.

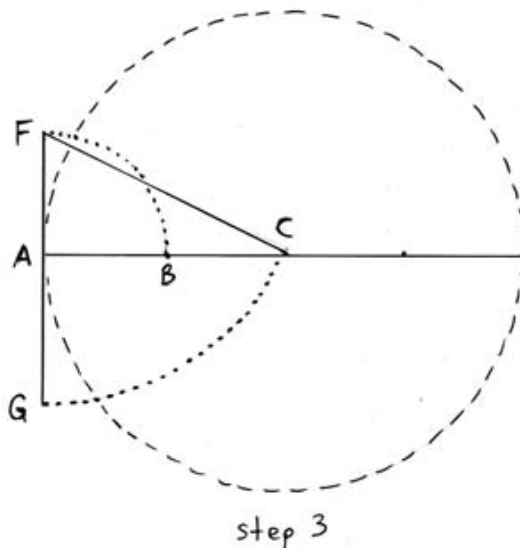
$FA = \frac{1}{2}$ ,  $AC = \text{radius} = 1$  and  $FC = \text{sq. rt } (\frac{1}{4} + 1) = \text{sq. rt } \frac{5}{2} = 1.118033...$



**Fig A2-b**  
**Determining the value of FC**

**Step 3**

Place your compass on point F and bring down the arc from center C, that is, arcing down the length of FC till it is tangent to the circle and meeting at G. The length of FG is still the same as  $FC = \text{sq.rt } 5/2 = 1.118033$



**Fig A2-c**  
**Bringing down the second and larger arc FC to become FG**

#### Step 4

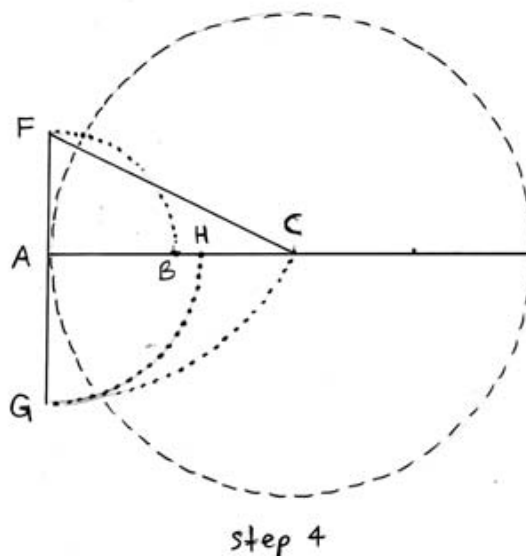
We are particularly interested in a segment of FG known as AG as this length will be arced upwards again to intersect the original diameter AE.

The length of AG is determined to be  $FG \text{ minus } FA = \text{sq.rt } 5/2 - 1/2$   
 $= (\text{sq.rt } 5 - 1)/2 = 1/\text{phi}$  or the reciprocal of Phi (1.618033...)  
 $= .618033...$

(In this article, Phi with a capital P is the Divine Proportion 1:1.618033... and this number, when divided into 1 gives its reciprocal  $1/\text{phi}$  = .618033... and is expressed by the lower case p).

Thus knowing that  $AG = .618033...$  tells us that when we arc this length back to the radius, it will divide the radius AC of 1 unit into the Phi Ratio.

Place your compass on point A and arc up AG to hit the radius at point H, determining for us the value of AH as .618033...

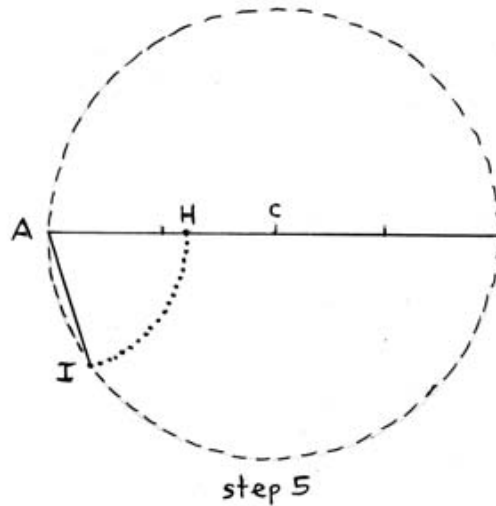


**Fig A2-d**

**Bringing up the arc AG to divide the radius of 1 unit into the Divine Proportion at AH**

#### Step 5

Having determined that  $AH = .618033...$  place your compass on point A and arc down from H to intersect the circumference of the circle at the specific point I.  $AH = AI$ . AI is one side of the decagon.

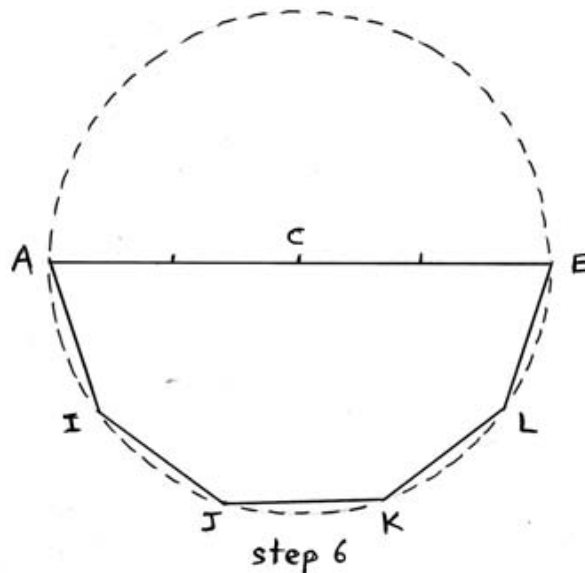


**Fig A2-e**

**Generating the first side of the Decagon that will walk the circle and ultimately generate the Pentagon.**

**Step 6**

With your compass opened to the distance of AI, mark it 4 more times to generate the first 5 sides in the southern hemisphere of the circle, such that  $AI=IJ=JK=KL=LE$  in order.



**Fig A2-f**

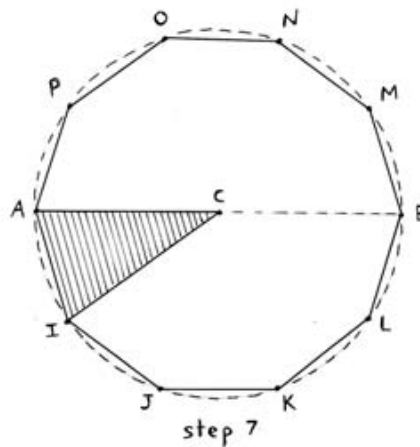
**Generating the first 5 sides of the Decagon**

### Step 7

Continue to walk the distance of AI around the top of the circle to create the completed decagon, marking the sides  $EM=MN=NO=OP=PA$ .

nb: there are now 10 slices of the pie, and each pie is a Golden Isosceles Triangle aka **Phi Triangle** eg: AIC, the shaded area, where the radius  $AC=CI=1$  and the base of this triangle  $AI=.618033...$  the reciprocal of Phi.

This means that if you choose to build your house as a ten-sided polygon in a circle, you naturally have created a structure that is in the Phi Ratio, all ten sides are in the divine proportion in respect to the radius selected.

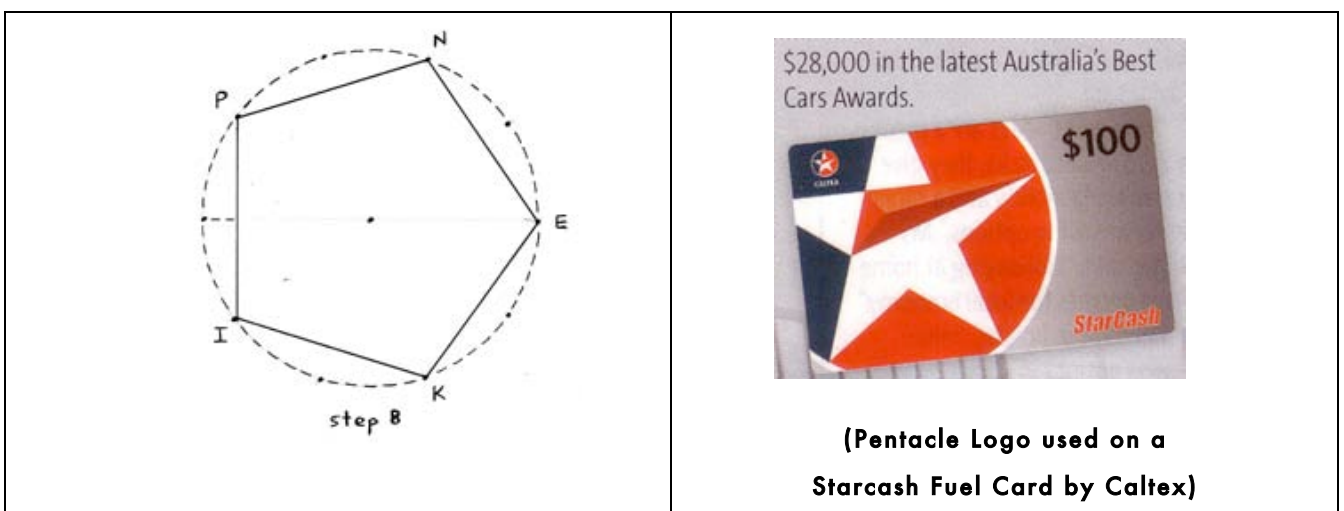


**Fig A2-g**

**Generating the 10 sides of the Decagon,  
the shaded area illustrating a Golden Triangle aka Phi  $\Delta$**

### Step 8

Starting at point P and marking every alternate point, draw the 5 sides necessary to generate the Pentagon by drawing in  $PI=IK=KE=EN=NP$



**Fig A2-h**

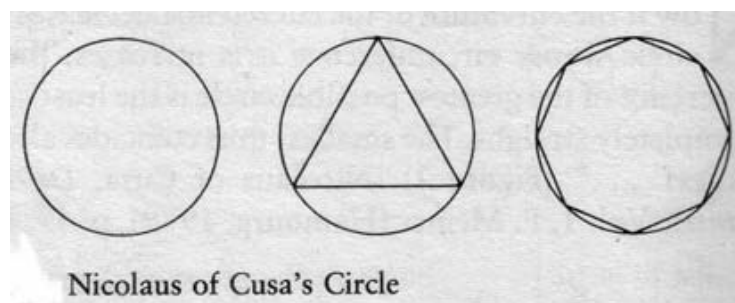
**Generating the 5 sides of the Pentagon**

## APPENDIX 3

### ON NICHOLAS OF CUSA'S CIRCLE: (Ignorance of the Polygonal view of Circle to Derive Pi)



Nicolaus of Cusa, an early Christian philosopher, in his 1440 book "On Learned Ignorance" (De Docta Ignorantia, vol 1, F Meiner; Hamburg, 1979, p49) showed geometrically that human reason is not attainable through mere logical thought. If we attempt to approach a circle (reason) through construction of polygons with more and more sides (logical thought), it might be thought that we would actually get closer and closer to a circle. See **Fig A3-a** below. Nonsense! A circle has no angles: the more angles we add to the polygon, the further we are from a circle.



**Fig A3-a**

**Nicolaus of Cusa's Circle demonstrating the nonsense  
of the polygonal view of generating Pi**

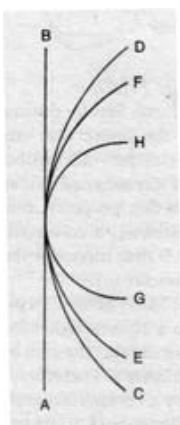
(taken from "The Science of Christian Economy" by Lyndon LaRouche, Jr. 1991).



Jain says: Nicolaus is very apt in pointing out that the polygonal method of determining Pi is nonsense and illogical, and is the fundamental error in western thinking. As I have been stating, the more we divide the circle into greater quantities of polygons, the more there is still an area under the curve, it just doesn't go away. To account for this area under the curves, the true value of pi, it must be a fraction more than the limit of the polygons given as 3.1415... Reddivari of India also pointed this out in his book.

Here is more from Nicolaus of Cusa, on "The Maximum-Minimum Principle" the paragraph before the one just quoted:


"Now if the curvature of the curved lined decreases as the circle whose circumference it is increases, then the circumference of the greatest possible circle is the least curved, thus completely straight. The smallest thus coincides also with the largest..." see **Fig A3-b**



**Fig A3-b**

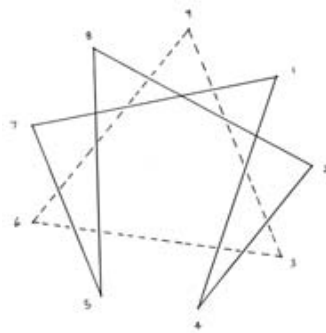
### The Maximum-Minimum Principle

Thanks to Lyndon LaRouche for his most inspiring book, from which I derived this page of notes: Here is a photo of him:



## APPENDIX 4

**THE ENNEAGRAM'S SYMBOLIC "3 and One Seventh"  
is a secret close approximation to JAIN PI (3.144...)**



Here is an amazing correlation between this new value of Pi, (ie: Jain Pi = 3.144 to 3 decimal places) and the knowledge of Pi that has been deliberately hidden in the Enneagram of the 9-point circle. (At this stage, you will need to read or glimpse at the other article on The Powers of Phi relating to the Enneagram in the Book of Phi, volume 4).

According to the ancient maximum value of Pi by Archimede's, it has always been familiarly recorded and remembered as the fraction **3 and 1/7**.

Let us examine this fraction in two parts, looking firstly at the whole integer "3" of the entity "3 & 1/7".

The "3" is represented in the Enneagram as the obvious Equilateral Triangle. It is shown below in **Fig A4-a**.

If you look only at the dotted lines in **Fig A4-a**, you can see this Equilateral Triangle, and it conveniently joins the numbers 3-6-9.

This is a very beautiful mathematical association that has great meaning. (You will see in my other articles in my Phi Code books, that this "3-6-9 sequence" is part of the 24 Repeating Pattern peculiar to the Phi 108 Mysteries).

Ok, we have looked at the 3 part, now let us examine this fraction of One Seventh (1/7). We know it is an infinitely repeating decimal with a periodicity of 6, that is:

$$1/7 = .142857\ 142857\ 142857\ 142857\ 142857\ 142857$$

Thus we can state that Archimede's value of Pi, is:  
= 3.142857 142857 142857 142857 142857 142857...  
= 3.143... rounded off to 3 decimal places (dp).

Following this format, we can round off traditional pi  $\pi$  3.14192... to  
= 3.142... to 3 dp.

Whereas, the true value of Pi, Jain Pi = 3.144... indicating that the Pi value of "3 & 1/7" as a decimal of 3.143... is closer to the Jain Pi of 3.144, than the traditional pi of 3.142....

The diagram of **Fig A4-a** is known in esoteric circles as "The Fourth Way Enneagram" and was published in 1947 by a student of Gurdjieff, the well known P.D Ouspensky in his writings: "In Search Of The Miraculous".

A whole school of philosophy is based on this nonagram, this 9 pointed star design that was held holy to the Sufi traditions.

As per usual, such ancient knowledge of Pi's numerical value, was taught in secret schools high in the Turkish mountains.

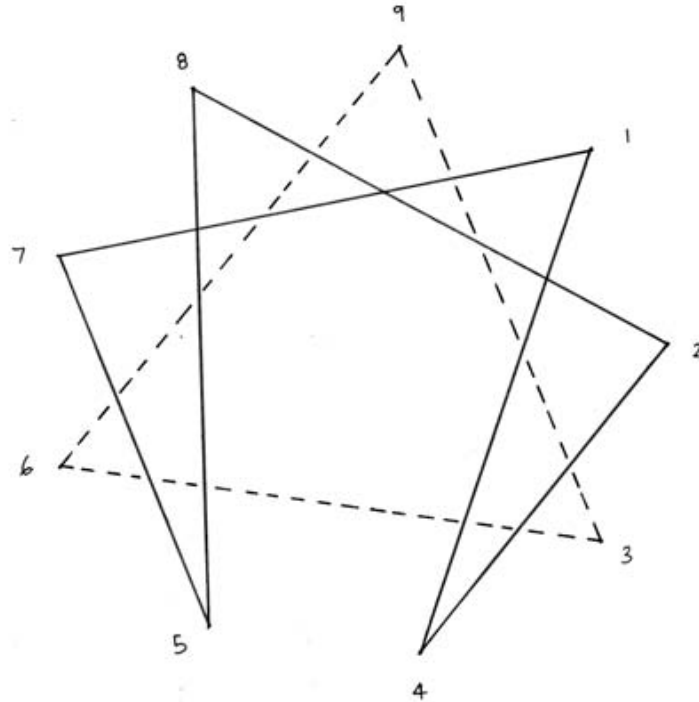
To understand how **Fig A4-a** is derived, you need to plug in the numbers of the decimal: .142857 into the 9 Point Circle, that is, upon a blank circle with only the 9 dots from 1 to 9, join in this order, an unbroken line from 1 to 4 to 2 to 8 to 5 to 7 and close the circuit by joining the end to the beginning, joining 7 back to 1 and see what symmetrical pattern you get, as shown in **Fig A4-a**.

Philolaus:

"All things which can be known have number; for it is not possible that without number anything can be either conceived or known".

Thus the familiar Enneagram was really the pictorialization of a Pi approximation, one that is indeed very close to JainPi.

The ENNEAGRAM is a secret close approximation to JAIN PI (3.144...)



- Forget traditional Pi  $\pi = 3.141592 = 3.142$  (all figures here are rounded off to 3 decimal pl).
- The Enneagram's full lines is the fraction  $\frac{22}{7}$  taken from Pi  $\doteq 22 \div 7 = 3\frac{1}{7}$ .
- The dotted lines = Triangle = the 3 of  $3\frac{1}{7}$ .
- $3\frac{1}{7} = 3.142857 \doteq 3.143$  to 3 decimal places.
- $\therefore$  Jain Pi = 3.144 is closer to this  $3\frac{1}{7}$  value!

**Fig A4-a**

The symbolism of Pi's value hidden in the Enneagram. Archimede's Value of  $\frac{22}{7}$  is closer to Jain Pi than the traditional value of Pi.

This 9 Point Circle joins the numbers from 1 to 4 to 2 to 8 to 5 to 7 which is the decimal value for the fraction one-seventh = .142857...

## APPENDIX 5

### The Billy Meier and Jain 108 Connection of the True Value of Pi = 3.144605511...

An EMAIL I received From STEPHANE LEON  
on PI MISCALCULATION  
14<sup>th</sup> April 2009

Sir,

Just discovered your site to confirm another source about Pi miscalculation.

I will read your pages but I feel a need to give you this information now if I am permitted.

Billy Meier is a Swiss farmer in contact with Plearjen (humans like you and me) people since age of 6 (born in Feb 1937).

I don't know if you know the case but in Contact 251 it is stated :

[http://www.futureofmankind.co.uk/Billy\\_Meier/Contact\\_Report\\_251](http://www.futureofmankind.co.uk/Billy_Meier/Contact_Report_251)

[scientists] will discover that the base for pi was miscalculated. By eliminating the error in pi, and correcting future computations based on pi, scientists and their amazing, highly developed technology will have the capability to make unimaginable energies accessible to the people of Earth. This will be accomplished through the terrestrials' diversion and utilization of energies from Black Holes from within the Milky Way system.

.....

for 1995 and the ensuing years bring incredible breakthroughs that will change civilization. One contributing factor to these breakthroughs in the near future will be, finally, the exposure and rectification of an error in the Pi-number calculation.

From Figu forum :

<http://forum.figu.org/us/messages/12/7204.html?1174937107>

Solar Member  
Username: Solar

Dear Billy,

What is wrong with our pi-number calculation? Is there (as you claim) really some error in it?

[Answer]

As Ptaah said during the 260th Contact of February 3, 1998: „... the time is much too early to give more details ...“

However, Core Group member Guido Moosbrugger made his own calculations, which can be seen in the book Plejadisch-Plejarische Kontakberichte, Block 7, page 484: The result: 3.144 605 512...

Billy Meier is the most controversial case in UFO community.

By material, photos, videos, witness.

Links :

<http://us.figu.org/portal/Default.aspx>

<http://www.theyfly.com/>

Best Regards

-

Stephane

After reading this email, I Jain, checked these 2 links and extracted some more detail:

"...The time will come when further powerful changes take place within the SOL system as the Sun's nuclear fusions decrease. Indeed, the entire gravity field will not only become unmanageable and changed, but large-scale climatic changes will become the daily norm. These occurrences will inspire scientists to record performances because they will wish to find methods to counteract the Sun's negative consequences. These consequences will manifest themselves far sooner than anticipated in fact, and contradict millennia-old, erroneous scientific assumptions. Only then will people correctly realize that the Sun is a dying celestial body and that, subsequently, the end of the SOL system will herewith be predetermined already. Nonetheless, the Sun will continue to exist another billion years, but by then it will be a dead star that will, ultimately, be swallowed up and destroyed by a Black Hole. Therefore, scientists will begin performing at feverish rates.

**In the process they will discover that the base for pi was miscalculated. By eliminating the error in pi, and correcting future computations based on pi, scientists and their amazing, highly developed technology will have the capability to make unimaginable energies accessible to the people of Earth.**

This will be accomplished through the terrestrials' diversion and utilization of energies from Black Holes from within the Milky Way system. Scientists at this time, though, will still be unable to travel to the center of our galaxy to tap the existing Black Hole in that region. Still, it will be unnecessary to go to the center of our galaxy, at least at that particular time, for nearby objects will produce sufficient energy to serve Earth's needs. This new energy source, in fact, the energy type itself, will enable terrestrials to develop new forms of space travel. In the wake and expansion of these developments, a travel and transportation factor becomes reality which, prior to 1995 and long into the future, had been called fantasy: **Time travel**. This discovery/invention, in turn, will enable Man to travel into both the past and the future, and as well into the vastness of the Universe, something that was hitherto impossible. In the aftermath of these events new human life forms will be discovered, without doubt, and humans of Earth will learn unfathomable information from these extraterrestrials, for these ETs will possess remarkably greater intelligence than the terrestrials. Developments in every field will progress rapidly and result in the creation of artificial, biological intelligences that will be utilized for the guidance and

handling of all apparatuses, devices, electronics, machinery including flying craft and vehicles. By this time there will be no concern of these biological intelligences becoming independent to later endanger terrestrials as it will be the case with the robot people, who will no longer be of any use and be exterminated without further ado”.



**Fig A5-a**

**“Astro-Boy / Time Traveller”,  
Art of Jain, 1982.**

**When the True Value of Pi is globally recognized,  
new advances in Time Travel will be developed  
as the mathematical harmonic for the Circle-Square relationship  
will have been rectified correctly to infinite decimal places.**

**At this moment, year 2013,  
traditional pi (aka legacy pi)  
is in error in the 3<sup>rd</sup> decimal place.**



## APPENDIX 6

### KEELY'S Pi VALUE Of 3.144... Is The SAME As JAIN'S TRUE VALUE Of Pi

taken from [www.keelynet.com](http://www.keelynet.com)

nb from Jain: my concern with this information is with Mr McClain's (the writer of this short article) knowledge of JainPi. He references  $4 \div \text{root } \phi = 3.1447$ . Did he know this information from Keely's research or did he access this knowledge from his own sources and Phi research? I would like to think that he stumbled upon this mathematical fact by browsing through the Keely archives therefore substantiating that this great thinker and inventor Keely was aware of the awesome resonance of 3.144....

#### THE RELATIONSHIP BETWEEN RESONANCE AND PHI, AS DETERMINED BY THE FIBONACCI SERIES OF NUMERALS

By Joel McClain

April 26, 1994

Because the symbol Pi is indeterminate, the Egyptians used PHI in building the pyramids. They did this so that they could "square the circle", and create a square base which contained the same area as a circle.

PHI simplifies the math required to square the circle, and is expressed as a constant of 1.618.... This has come to be known as the Golden Ratio. To learn more about the Golden Ratio, please refer to the book "Secrets of the Great Pyramid", by Peter Tompkins.

For the purpose of this paper, it is sufficient to know that this ratio can be very helpful in determining the true value in Hertz of notes on the diatonic scale. The standardized (1939) frequencies were accepted based upon the sound preferences, as opposed to the PI or PHI relationship of the notes.

In a previous paper, I extrapolated the harmonics of standardized frequencies, proving the validity of Brown's Constant for determining harmonic values. However, this did not take into account the PHI constant

from the Fibonacci Series, which gives us a more natural starting point.

Further, there exists a correlation with the Fibonacci Series, which also produces PHI, and which can be used for reference. A Fibonacci Series is a list of numbers, where each number is equal to the sum of the two previous numbers.

For example, 1-2-3-5-8-13-21-34-55 is one such series.

If you divide a number by the previous number, such as  $55/34$ , you get 1.618..., the Golden Ratio. As the numbers increase in value, the ratio gets closer to PHI 1.618033988....

We know from a previous study that a note has its first harmonic at the frequency of the note times the cube root of Pi, which we have named "Brown's Constant". The numeric value of this is 1.3313....

Let's see how we can combine this with the Golden Ratio and with the Fibonacci Series to create a diatonic scale that is based upon nature's laws, as opposed to men's ears:

Start with the Fibonacci string of 144-233-377, and let's assign the value of 233 to the C note and you get:

Whole Note	Freq- uency	Ratio To Phi	Harmonic & Frequency Times Brown's Constant
C	233	PHI @ $377/233$	310 (F)
D	263	CD RATIO = CUBE OF PHI	350 (G)
F	310	DF RATIO = SQUARE OF PHI	413 (A)
G	350	FG RATIO = CUBE OF PHI	466 (C)
A	413	GA RATIO = SQUARE OF PHI	550 (D)
C	466	AC RATIO = CUBE OF PHI	620 (F)

Now, we have frequencies which are balanced relative to each other, as well as based upon natural resonance.

To check your answers, relative to Pi, consider that:

**True Pi = 4 DIVIDED By The SQUARE ROOT Of PHI, so**

**True Pi = 4/1.272 or 3.1446..., based upon the 377/233 ratio.**

As with Brown's Constant, the numbers can vary, as long as the proportions are held constant. In other words, if you start your scale with a value of 377 instead of 233, and observe the same ratios, your chart will be as viable as anyone else's.

Interestingly, the Fibonacci Series was understood by the Egyptians, and has been mentioned as a means for deriving "Magic Squares", once again, based upon the PHI ratio and relationship.

I would encourage researchers to learn more about PHI, and to use it for resonance based designs, and to use the frequencies thus derived in their experiments.

**KeelyNet (214) 324-3501 is a FREE Alternative Sciences BBS**

---

## **John Ernst Worrell Keely**

From Wikipedia, the free encyclopedia:

John Ernst Worrell Keely (September 3, 1837 – November 18, 1898) was a US inventor from Philadelphia who claimed to have discovered a new motive power which was originally described as "vaporic" or "etheric" force, and later as an unnamed force based on "vibratory sympathy", by which he produced "interatomic ether" from water and air. Despite numerous requests from the stockholders of the Keely Motor Company, which had been established to produce a practicable motor based on his work, he consistently refused to reveal to them the principles on which his motor operated, and also repeatedly refused demands to produce a marketable product by claiming that he needed to perform more experiments.

He secured substantial investments from many people, among whom was John Jacob Astor.

### Keely's Career:

In 1872, Keely invited scientists to attend a demonstration at his laboratory at 1422 North Twentieth Street Philadelphia, of a machine which he asserted

was motivated by a new and hitherto unknown force. Keely announced that he had discovered a principle for power production based on the musical vibrations of tuning forks and that music could resonate with atoms or with the aether. Public interest was aroused and within a few months the Keely Motor Company was formed in New York, with a capital of \$5,000,000.

### Keely's Theories:

Keely delivered descriptions of the supposed principles of his process on various occasions.

In 1884, following the demonstration of his "Vaporic gun":

Stripping the process of all technical terms, it is simply this: I take water and air, two mediums of different specific gravity, and produces from them by generation an effect under vibrations that liberates from the air and water an inter atomic ether. The energy of this ether is boundless and can hardly be comprehended. The specific gravity of the ether is about four times lighter than that of hydrogen gas, the lightest gas so far discovered.

—*New York Times*, 22 September 1884

In the 19th century most physicists believed that all of space was filled with a medium called the "Luminiferous aether" (or "ether"), a hypothetical substance which was thought necessary for the transmission of electromagnetic waves and to the propagation of light, which was believed to be impossible in "empty" space.

### Etheric Generator:

On November 10, 1874, Keely gave a demonstration of an "etheric generator" to a small group of people in Philadelphia. Keely blew into a nozzle for half a minute, then poured five gallons of tap water into the same nozzle. After some adjustments a pressure gauge indicated pressures of 10,000 psi which Keely said was evidence that the water had been disintegrated and a mysterious vapor had been liberated in the generator, capable of powering machinery.

In subsequent demonstrations he kept changing the terminology he used, to "vibratory-generator" to a "hydro-pneumatic-pulsating-vacu-engine" to "quadruple negative harmonics". It was later reported that the witnesses of the demonstration were so impressed that they formed a stock company,

purchased patent rights for the six New England states, and paid \$50,000 in cash for their share in the invention.

The *New York Times* reported in June 1875 that Keely's new motive power was generated from cold water and air and evolved into a vapor "more powerful than steam, and considerably more economical". It reported that Keely refused to disclose what the vapor was or how it was generated until he had taken out patents in "all the countries of the globe which issue patent rights" which was estimated would cost around \$30,000.

Keely said that the discovery of this new energy source was accidental. He said that the apparatus by which it was generated was called a "generator" or "multiplier", from where it was then passed into a "receiver" and from there to the cylinders of a steam engine. The "generator" was reported as being about 3 ft (0.91 m), made of Austrian gunmetal in one piece, and holding about 10 or 12 gallons of water. Its inside was made up of cylindrical chambers connected by pipes and fitted with stopcocks and valves. The "receiver" or "reservoir" was about 40 inches (1,000 mm) long by 6 inches (150 mm) in diameter and connected to the "generator" by a 1 inch (25 mm) diameter pipe. Keely claimed that his apparatus would generate his "vapor" from water solely by mechanical means without using any chemicals and claimed to be able to produce 2,000 psi in 5 seconds.

Keely was reluctant to reveal his secrets.

Keely claimed to have discovered was "the fact that water in its natural state is capable of being, by vibratory motion, disintegrated so that its molecular structure is broken up, and there is evolved therefrom a permanent expansive gas or ether, which result is produced by mechanical action".

After an absence of several years in England, Mrs Moore returned to the US to deal with litigation concerning her late husband's estate. Her advocacy of Keely and his inventions formed part of the case and she decided to strengthen her position by getting eminent physicists to examine his inventions. Among those invited were Thomas Edison and Nikola Tesla, both of whom declined the opportunity for various reasons.

Scott made several visits to Keely's workshop, beginning on 9 November 1895, and was shown many demonstrations. Among these was a levitation experiment where heavy weights in sealed flasks of water were made to rise and fall in response to differently pitched sounds from a zither, to activate a



**PROF. STEFANIDES VALUE OF 3.144...  
BASED ON THE GOLDEN ROOT  
IS THE SOLUTION TO A 4<sup>th</sup> DIMENSIONAL EQUATION**

**Stefanide's Value Of Pi  
Is The SAME As JAIN'S TRUE VALUE OF Pi.**

**BASED ON THE GOLDEN ROOT SYMMETRIES:**

**It is the SOLUTION  
TO A QUADRATIC EQUATION  
TO THE 4<sup>th</sup> POWER**



**Prof. Panagiotis Stefanides in his book:**

**"GOLDEN ROOT SYMMETRIES OF  
GEOMETRIC FORMS"**

**comes to the same conclusion that the True  
Value of Pi = 3.144... by solving a quadratic  
equation to the 4<sup>th</sup> Power,**

**$T^4 - T^2 - 1 = 0$  has a solution called the Golden Root: the square  
root of Phi being 1.272...**

**$T = \text{SQR}((\text{SQR}(5) + 1)/2)$**

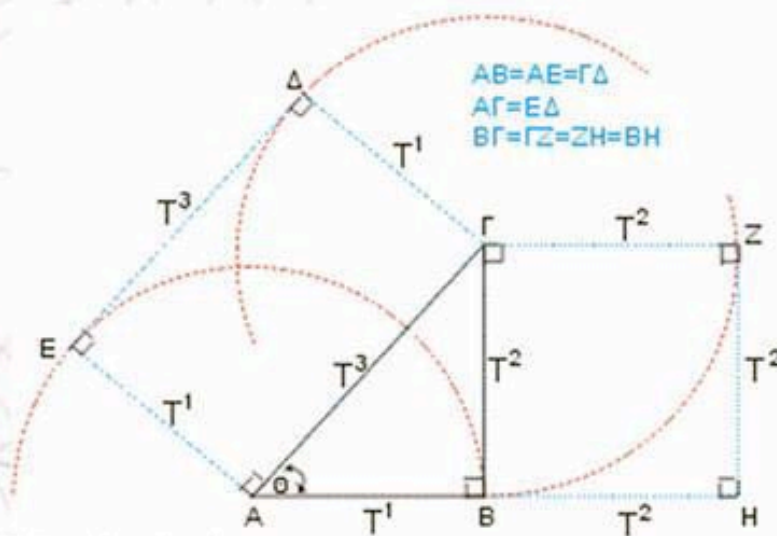
**Plato's Special Triangle and Pyramid Value of 3.14460551...**

Taken from:

**<http://www.stefanides.gr/Html/platostriangle.htm>**

Below are 2 images taken from his book:

**Quadrature Master Theorem**  
**(Based on the geometric mean ratio T)**



$$T^4 - T^2 - 1 = 0$$

$$T^6 - T^4 - T^2 = 0$$

$$T^6 = T^4 + T^2$$

$$(T^3)^2 = (T^2)^2 + (T^1)^2$$

$$(A\Gamma)(AB) = (\Gamma B)^2$$

$$TAN \theta = \frac{T^2}{T^1} = T$$

$$\theta = TAN^{-1}(T)$$

$$\frac{A\Gamma}{\Gamma B} = \frac{\Gamma B}{BA} = T$$

$$(AE) \cdot (A\Gamma) = T^1 \cdot T^3 = T^4$$

$$(B\Gamma) \cdot (BH) = T^2 \cdot T^2 = T^4$$

$$(AE) \cdot (A\Gamma) = (B\Gamma) \cdot (BH)$$

$$T = \sqrt{\frac{\sqrt{5} + 1}{2}}$$

Κύριο δεύρημα τετραγωνισμού  
 (βασισμένο στο γεωμετρικό μέσο ανάλογο T)

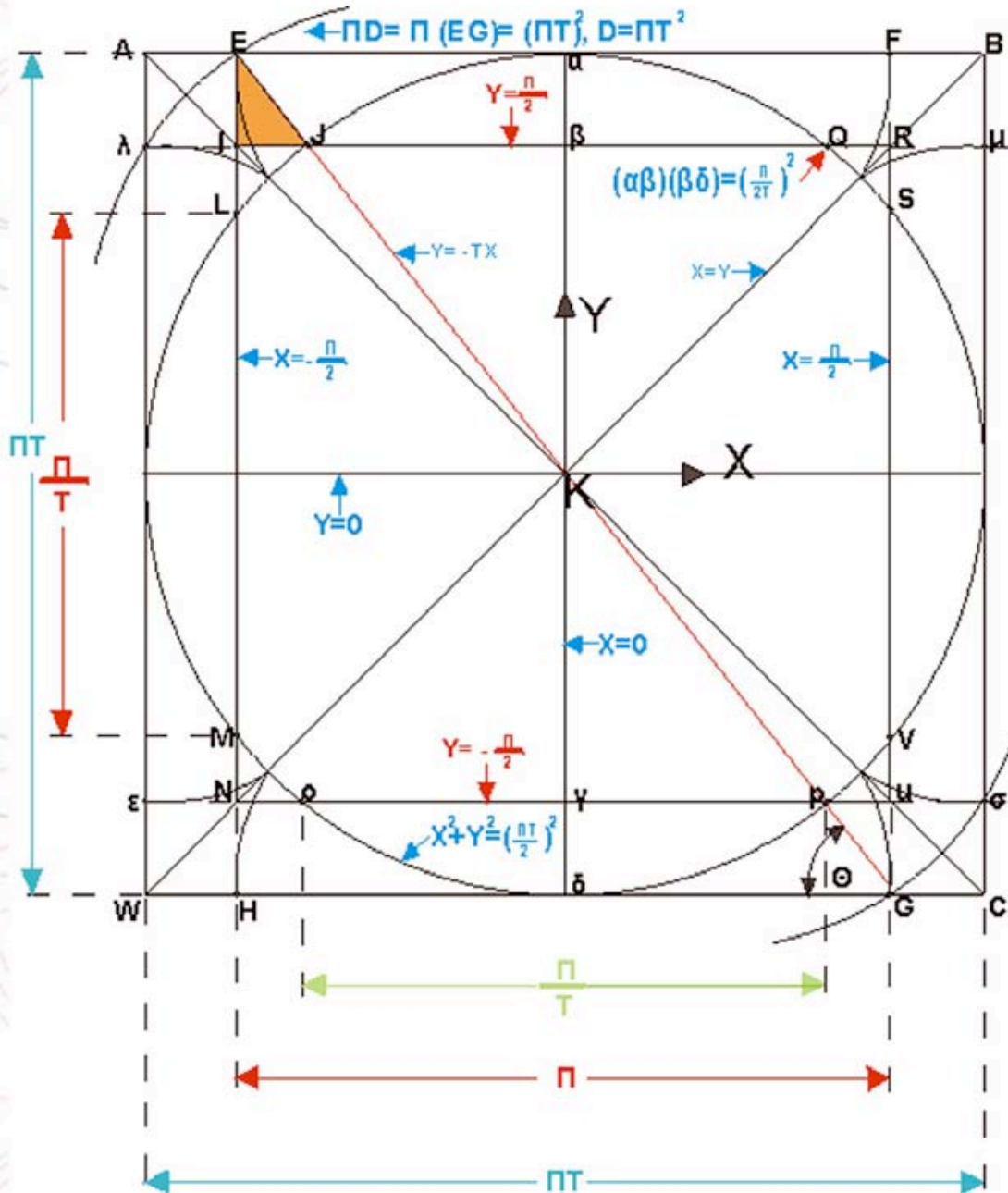
**Fig A7-a**

The Golden Root is the Square Root of Phi = 1.272...



### Theoretical Circle, Quadrature Presupposition

$$T^4 - T^2 - 1 = 0, \text{TAN}\Theta = T = \sqrt{\frac{\sqrt{5}+1}{2}} = \sqrt{\Phi}, \quad \Pi = \text{Pi}$$



COPYRIGHT ©, SECUNDI MILLENNII FINIS, P.C. STEFANIDES

**Fig A7-b**

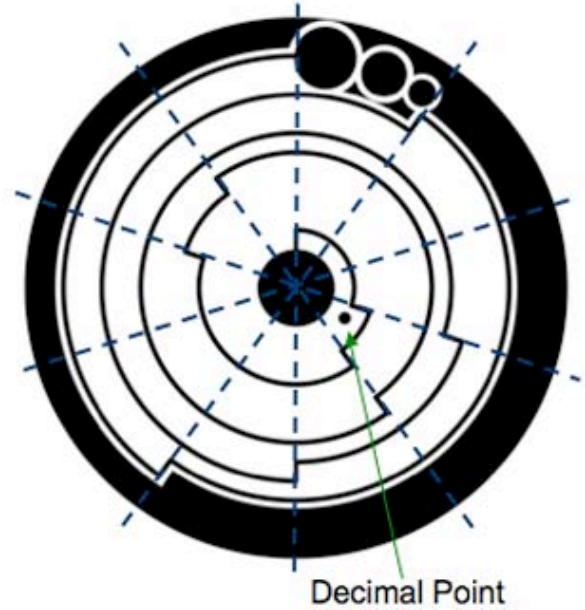
Stefanide's "Squaring of the Circle" based on The Golden Root (the Square Root of Phi = 1.272...)

# APPENDIX 8

## Pi APPEARS In The BARBURY CASTLE CROP CRICLE, WILTSHIRE, 2008



**Fig A8-a**  
**Overview of the Pi Crop Circle at Barbury Castle, Wiltshire**



**Fig A8-b**



**Fig A8-c**



**Fig A8-d**



**Fig A8-e**

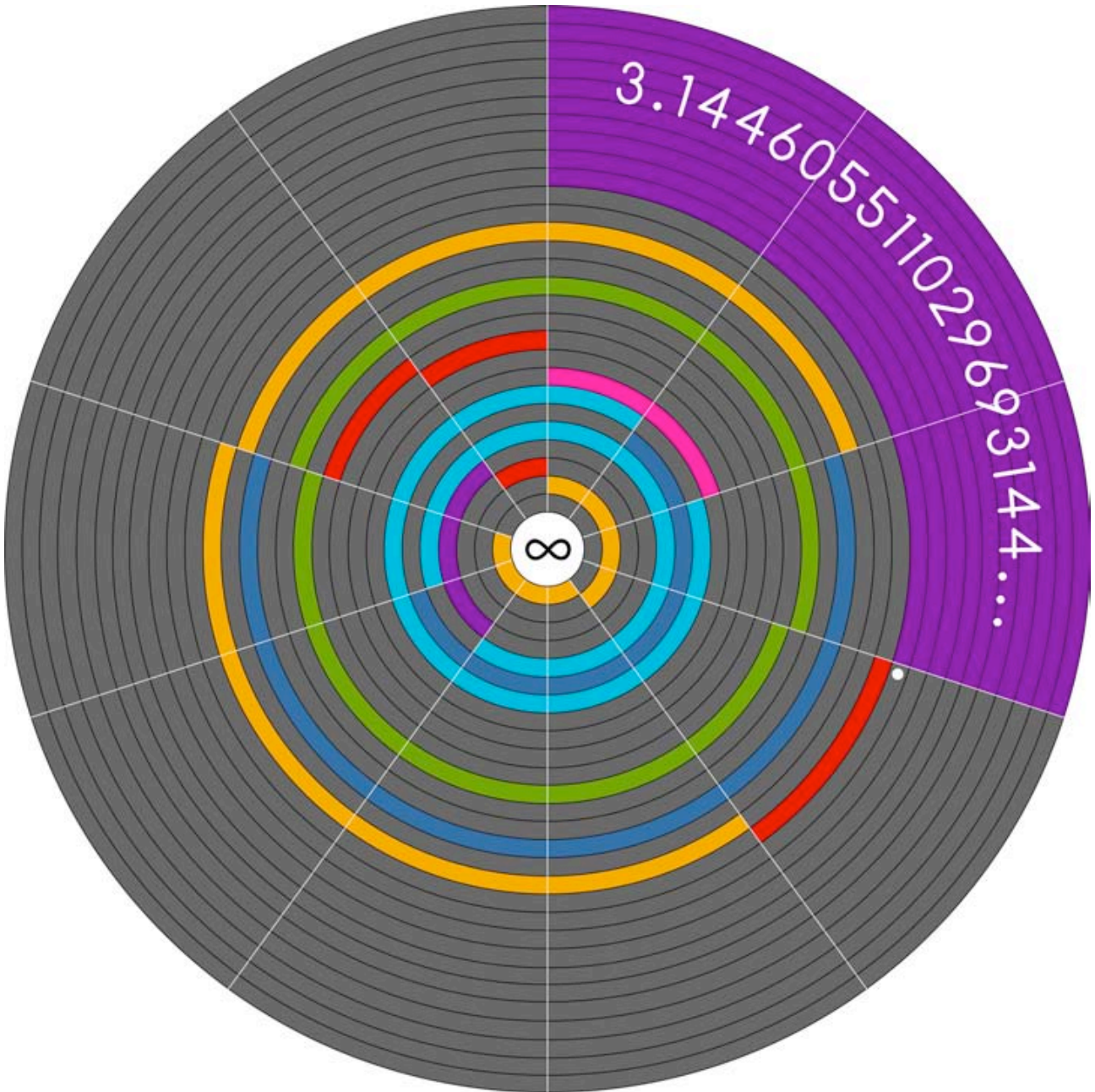


**Fig A8-f**

## Some Highlights of the Crop Circle:

- This most amazing crop circle that appeared in a barley field near Wroughton in Wiltshire, is a coded version of Pi. It is an estimated 300 feet in diameter.
- Of interest is the specifically placed dot near the centre, representing the decimal point of 3.141592654 as shown above in Fig A7-b.
- There are 10 digits in all, 9 of which are decimal points and are expressed as curving lengths. This is why the circle is divided into 10 sectors or divisions, see Fig A7-d.
- There appear also 3 smaller circles, shown in white in Fig A7-c which I believe represent 3 dots to signify that this expression of Pi really goes on forever. Often in mathematics, we place 3 dots after a transcendental number to indicate it travels to infinity without out detectable symmetry. eg:  $\text{Pi} = 3.1415\dots$
- A retired University of Arizona astrophysicist, Michael Reed was the first to realize that the crop circle geometry computed Pi rounded up to 9 decimal points. He highlighted the series of concentric circles spiraling out with 10 ratchet points at  $36^\circ$ , creating a total of 40 segments (since  $3+1+4+1+5+9+2+6+5+4 = 40$ ). Notice also, since  $40 = 4 \times 10$  that this diagram does 4 exact complete turns, the last number "4" finishes at the top of the diagram, precisely in line with the beginning number "3".
- In celestial mechanics Mercury completes one cycle every 116 days. This means that in one solar year, Mercury will complete  $365 \div 116$  or 3.14 cycles. Because of this decimal interval the ancients observed Mercury in 7-year periods. Every 7 years, Mercury completes 22 conjunction cycles (because pi is approximately equal to  $22 \div 7$ , this ratio is extremely precise with only an hour difference!).
- When the time is ripe, a similar crop circle will appear like this but with the corrected harmonically tuned numbers of 3.144605511029693144...

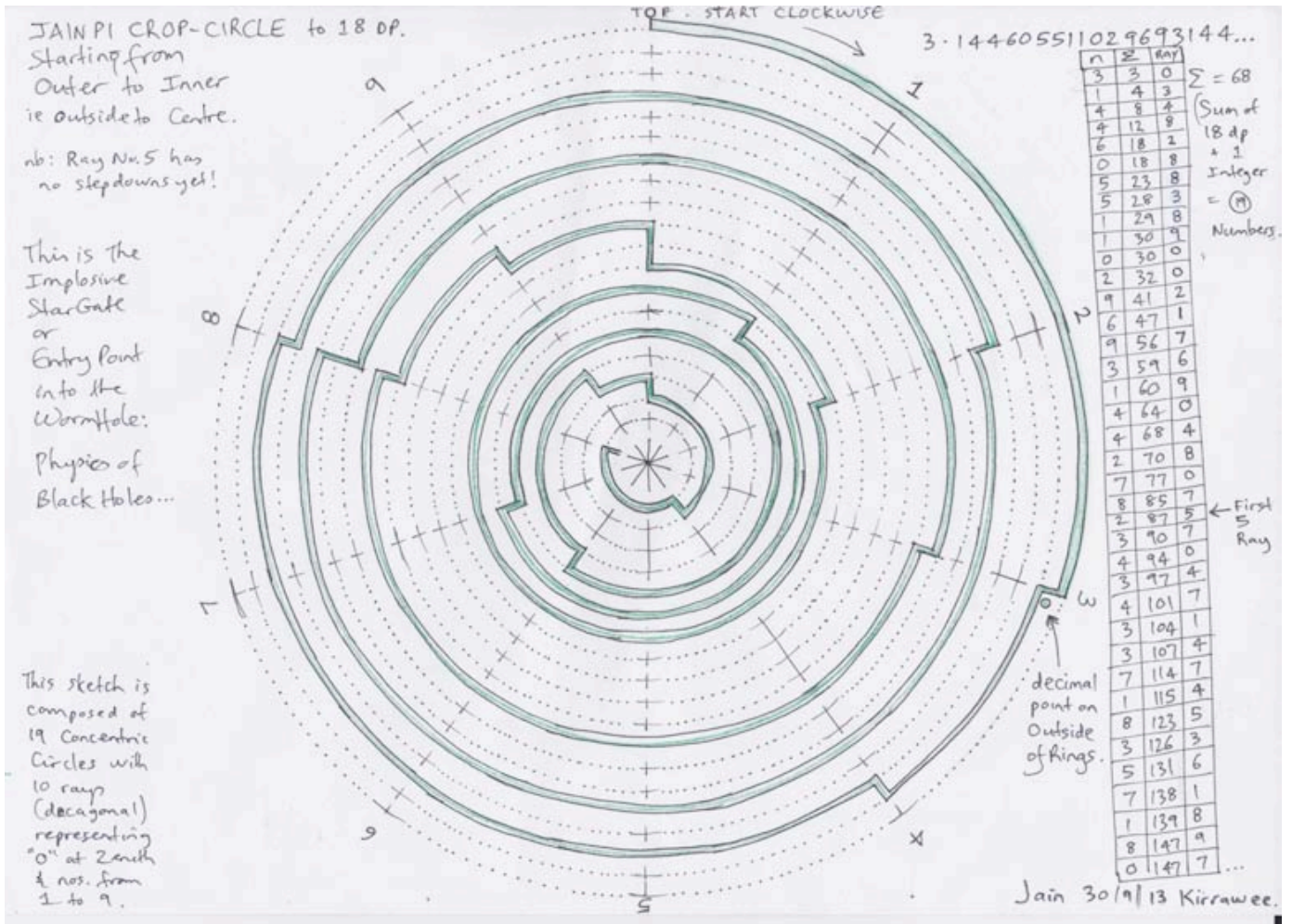
- “The nagging issue I have always had with Pi is that its ratio expresses the ‘linear’ diameter to ‘non-linear’ circumference of a circle”... This begs the question as why go to the effort of demonstrating Pi in a Barley Field in geometric form?  
(Trevor Ward: Phi and Pi researcher of Western Australia)



**Fig A8-g**

JainPi Crop Circle

An encodement of the True Value of Pi to 18 decimal places  
(the original sketch is the next diagram)



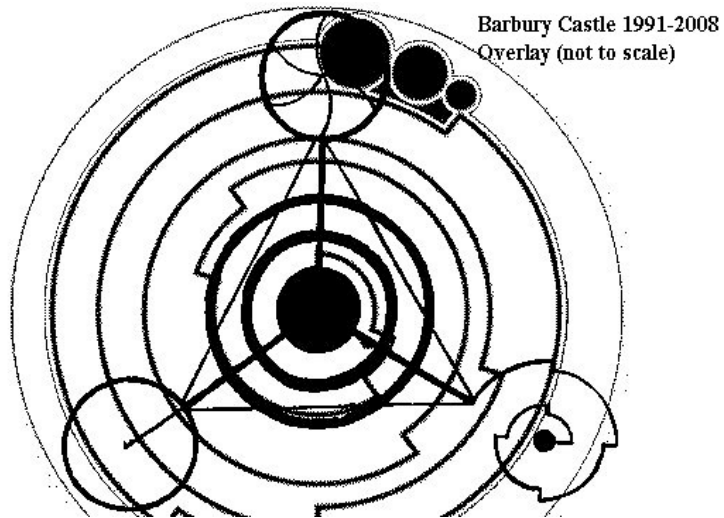
**Fig A8-h**

**This is the futuristic true Value of Pi Crop Circle,  
to 18 dp: 3.144605511029693144...**

**Hand-drawn by Jain 108**

**inspired by the previous landscaped geometries**

## 2 Other Similarly Related Crop Circles



**Fig A8-i**

A second Barbury Castle Crop Circle happened in 1991;  
it has similar glyph pattern and triangle



**Fig A8-j**

And what is this crop circle about?  
(Manton Drove, 2012, near Marlborough)  
It has concentric rings and maybe another form of coded cosmic maths

# APPENDIX 9

## CHART For The POWERS Of Pi & JAINPi

n	π Powers	Jπ Powers	
1	3. 141592653589793...	3. 14460551102969...	
2	9. 86960440108936...	9. <b>888</b> 54381 <b>999</b> 823...	
3	31. 00627668029982...	31. 09556939242524...	
4	97. 40909103400243...	97. 78329 <b>888</b> 002656...	
5	306. 01968478528141...	307. 48990054479483...	
6	961. 38919357530423...	966. 9344358391331...	
7	3,020. 29322 <b>777</b> 679119...	3,040. 62735574412214...	
8	9,488. 53101607057053...	9,561. 57353986060021...	
9	29,809. 099 <b>333</b> 44619848...	30,067. 37684756130471...	
10	93,648. 04747608297244...	94,550. 03893704778612...	
11	294,204. 0179738904223...	297,322. 57350951224096...	
12	924,269. 1815233735669...	934,962. 20321154231105...	
13	2,903,677. 27061328123893...	2,940,087. 29682347687795...	
14	9,122,171. 18175434567291...	9,245,414. 71649948937643...	
15	28,658,145. 96938797272464...	29,073,182. 06925929328474...	
16	90,03 <b>2,220</b> . 84293319190402...	91,423,688. 5581623401268...	
17	282,844,563. 58653275628312...	287,491,434. 87865930810868...	
18	<b>888</b> ,582,403. 07126238057428...	904,047,150. 49326529727155...	
19	2,791,563,949. 59784221150206...	2,842,871,651. 67180958208331...	
20	8,769,956,796. 0826882728333...	8,939,709,862. 9972496344 <b>9992</b> ...	
21	27,551,631,842. 87325178705435...	28, <b>111</b> ,860,902. 18762616432357...	
22	86,556,004,191. 98121782393281...	88,400,712,718. 31928234252564...	
23	271,923,706,893. 61552081006114...	277,985,368,392. 97922307247802...	
24	854,273,519,913. 88667164356286...	874,154,321,434. 18106416980029...	

Some Observations:

$$\pi^6 = \pi^6 \div 961$$

$$\pi^{18} = \pi^{18} \div 961^3 \div 887,503,681$$

Notice the comparisons of Traditional Pi versus Jain Pi, as we keep multiplying the 2 various Pi values by itself, known as the Powers of Pi. We observe that major differences begin to show evidence that the original



difference in the 3<sup>rd</sup> decimal point, at first appearing insignificant becomes or grows into a very significant difference.

Look what happens when we compare TradPi to JainPi in its 5<sup>th</sup> Power:

$$\pi^5 = 306.01968478528141\dots$$

$$J\pi^5 = 307.48990054479483\dots$$

This is a major difference, especially if you are using this mathematics of pi to navigate satellites and space probes, it emerges not just as a difference, but as a major error!

Look how large this error or difference grows by the time we get to Pi to the tenth power: the difference is more than 1,000.

$$\pi^{10} = 93,648.04747608297244\dots$$

$$J\pi^{10} = 94,550.03893704778612\dots$$

Then it gets even worse, by the time we self-multiply these pies 16 times, the error is over a million! This is a shocking revelation:

$$\pi^{16} = 90,032,220.84293319190402\dots$$

$$J\pi^{16} = 91,423,688.5581623401268\dots$$

Then it gets even crazy, by the time we self-multiply these pies 22 times, the error is over a billion! Insane:

$$\pi^{22} = 86,556,004,191.98121782393281\dots$$

$$J\pi^{22} = 88,400,712,718.31928234252564\dots$$

## SOME IMPORTANT CONSTANTS TO 15 DECIMAL PLACES:

Root 5 = 2.236067977499789 to 15 dp

Root Phi = 1.272019649514071 to 15 dp

Jain Pi =  $4 \div \sqrt{\phi} = 3.14460551102969...$

1/ root Phi = 0.78615137775742...



... it has been over 7 years that Jain of Oz has speculated that Pi could be falsch and now with the release of his major work The Book of Phi, volume 8, confirming that it is indeed falsch, seasoned and once skeptical mathematicians are now reaching for their thesauri in search of superlatives that would do Jain 108 justice... openly and excitedly announcing without any doubt the correctness of JainPi...

To express this in another way:  
In a nut-shell

**3.144... → PURIFICATION**  
**3.141... ← DIRTIFICATION**

or to say it more bluntly,  
modern mathematics today, whose god is 3.141... takes our budding students down a cul-de-sac...  
whereas, the true ancient phi pi harmonics of 3.144... literally transports them onto the highway!

## Pi, A Transcendental Number Cliff PICKOVER

I am in love with the mysterious transcendental numbers. Did you know that there are "more" transcendental numbers than the more familiar algebraic ones? Even so, only a few classes of transcendental numbers are known to humans, and it's very difficult to prove that a particular number is transcendental. In 1844, math genius Joseph Liouville (1809-1882) was the first to prove the existence of transcendental numbers. (More precisely, he was the first to prove that a specific number was transcendental). Hermite proved that the number  $e$  was transcendental in 1873. Lindeman proved that  $\pi$  was transcendental in 1882. For more information, see my book *Wonders of Numbers* from which this is excerpted.

The mathematical constant  $\pi$  represents the ratio of the circumference of a circle to its diameter. It is the most famous ratio in mathematics both on Earth and probably for any advanced civilization in the universe. The number  $\pi$ , like other fundamental constants of mathematics such as  $e = 2.718\dots$ , is a transcendental number. The digits of  $\pi$  and  $e$  never end, nor has anyone detected an orderly pattern in their arrangement. Humans know the value of  $\pi$  to over a trillion digits.

Transcendental numbers cannot be expressed as the root of any algebraic equation with rational coefficients. This means that  $\pi$  could not exactly satisfy equations of the type:  $\pi^2 = 10$ , or  $9\pi^4 - 240\pi^2 + 1492 = 0$ . These are equations involving simple integers with powers of  $\pi$ . The numbers  $\pi$  and  $e$  can be expressed as an endless continued fraction or as the limit of an infinite series.

**The remarkable fraction  $355 \div 113$  expresses  $\pi$  accurately to six decimal places.**

In 1882, German mathematician F. Lindemann proved that  $\pi$  is transcendental, finally putting an end to 2,500 years of speculation. In effect, he proved that  $\pi$  transcends the power of algebra to display it in its totality. It can't be expressed in any finite series of arithmetical or algebraic operations. Using a fixed-size font, it can't be written on a piece of paper as big as the universe.

# APPENDIX 10

## BILL HARRINGTON'S PINARY SOLAR SYSTEM: EMAIL NOTES On JAiNPi

April 2013

Doctor, We have not exchanged mail in some time. My area of research was significantly different from yours, and we had little common ground - or at least that is what it seemed to be... The more one understands multiple disciplines, the more one understands that the similarities between just so many things, is so remarkable and ubiquitous. I stumbled upon a few functions of both Pi and Phi that are astounding - but what they further infer, is that we have models already in place that can describe multiple dimensional systems with greater than three axes. If what this research is implying is correct, then what we call "time" is actually a fabric of two orthogonally displaced dimensions. This fills dimensions 4 and 5, with 1, 2 and 3 representing x y and z. I discovered an entirely new series of natural functions based upon the square root of Phi, or a value of 1.2720... This mathematics perfectly describes a number of magnetic behaviors that are not easily explained by conventional theory.

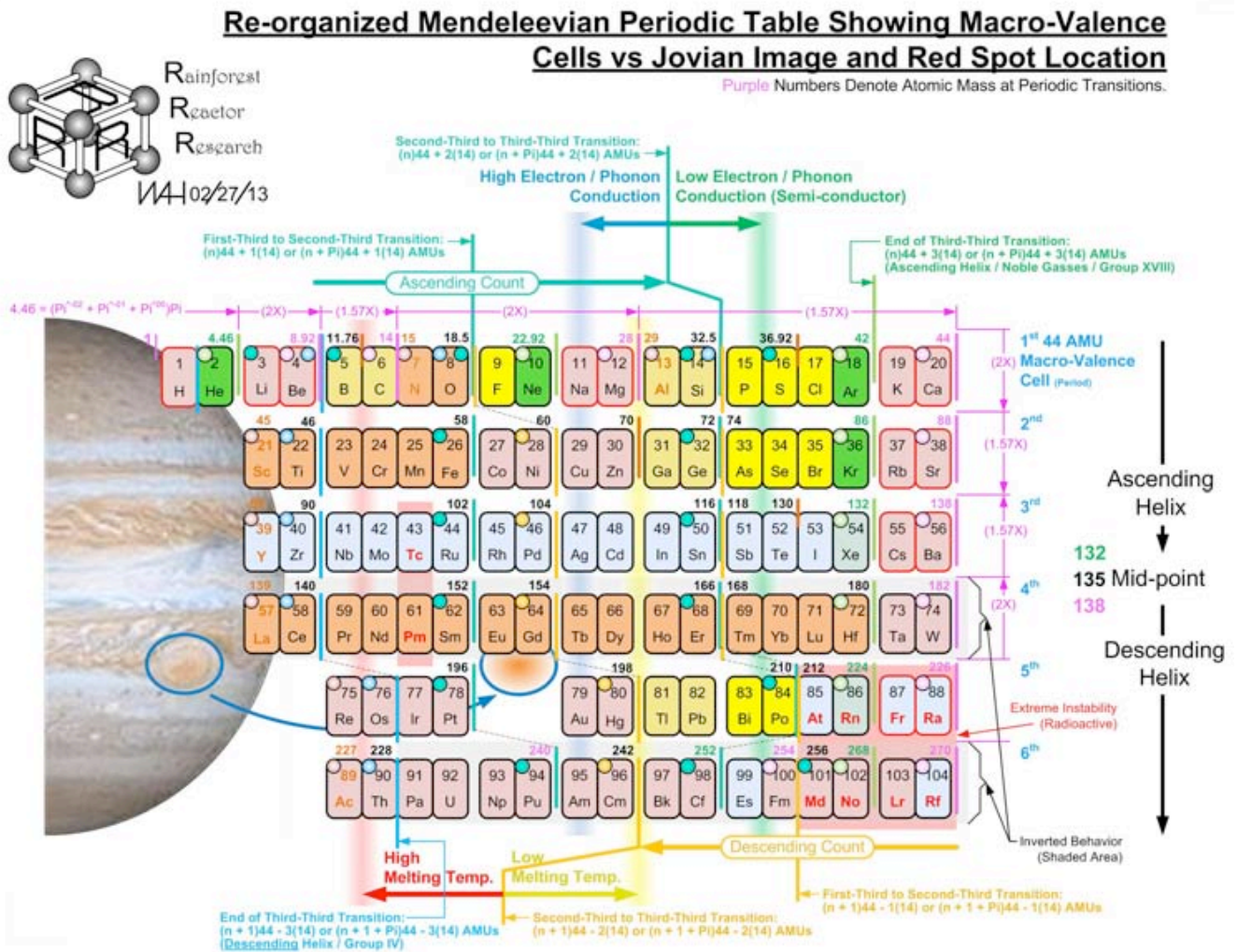
But a natural helix of  $1/\sqrt{\text{rt of phi}}$  per rotation will perfectly predict which atoms are magnetic, and which are not, irrespective of electron shell behavior. For everything you now know of Pi and Phi, I can assure you I will "boggle your mind", as they used to say, back in the day... How about this - an ultimately wild assertion I can prove.

"Physical space and spherical objects behave as they do due to the inherent discordance that occurs between the integer 3, and the irrational value of 3.14159..." The delta between them is roughly  $1/7$  (.142857...), which further infers an even simpler explanation of the fabric of space and time. While this seems to be some fashion of oversimplification, it offers an elegant solution. Systems that are coherent in time need to be organized on at least five axes, two of them being the fabric of time, the other three describe the physical parameters. So the preponderance of Phi occurring in living systems thusly infers that their growth mechanisms, with Phi all over the place, are temporally coherent. Living systems need to be organized in time. How is that for a wild statement. I may be able to prove it. Would you like to help? I think we need to re-discuss some things... I enclosed a

couple of drawings that may intrigue you. Notice all the ratios of Pi and Phi. I bet you never saw that before, did you?

There is so much more... Cheers...

W.A. (Bill) Harrington Founder/CTO Rainforest Reactor Research and Temporal Dynamics Laboratory Seabeck WA 98380-0306 (360) 830-0457



**Fig A10-a**

The MacroValence Table vs Jove (Jupiter) and its Red Spot Location, by Bill Harrington of Washington, USA. Reorganized Mendeleevian Periodic Table.

This Harrington diagram and the 4 that follow, are basically measuring the macro and micro worlds in terms or formulae involving both Pi and Phi unified by their powers, reciprocals and or square roots. I show them here, not as complete proofs, but as an archiving of interesting Phi/Pi correlations.

# Re-organized Janet/"Left Step" Periodic Table Showing Pi - Based Macro-Valence Cell Interaction with Quinary - Based Magnetics

Purple Numbers Denote Atomic Mass at Periodic Transitions.

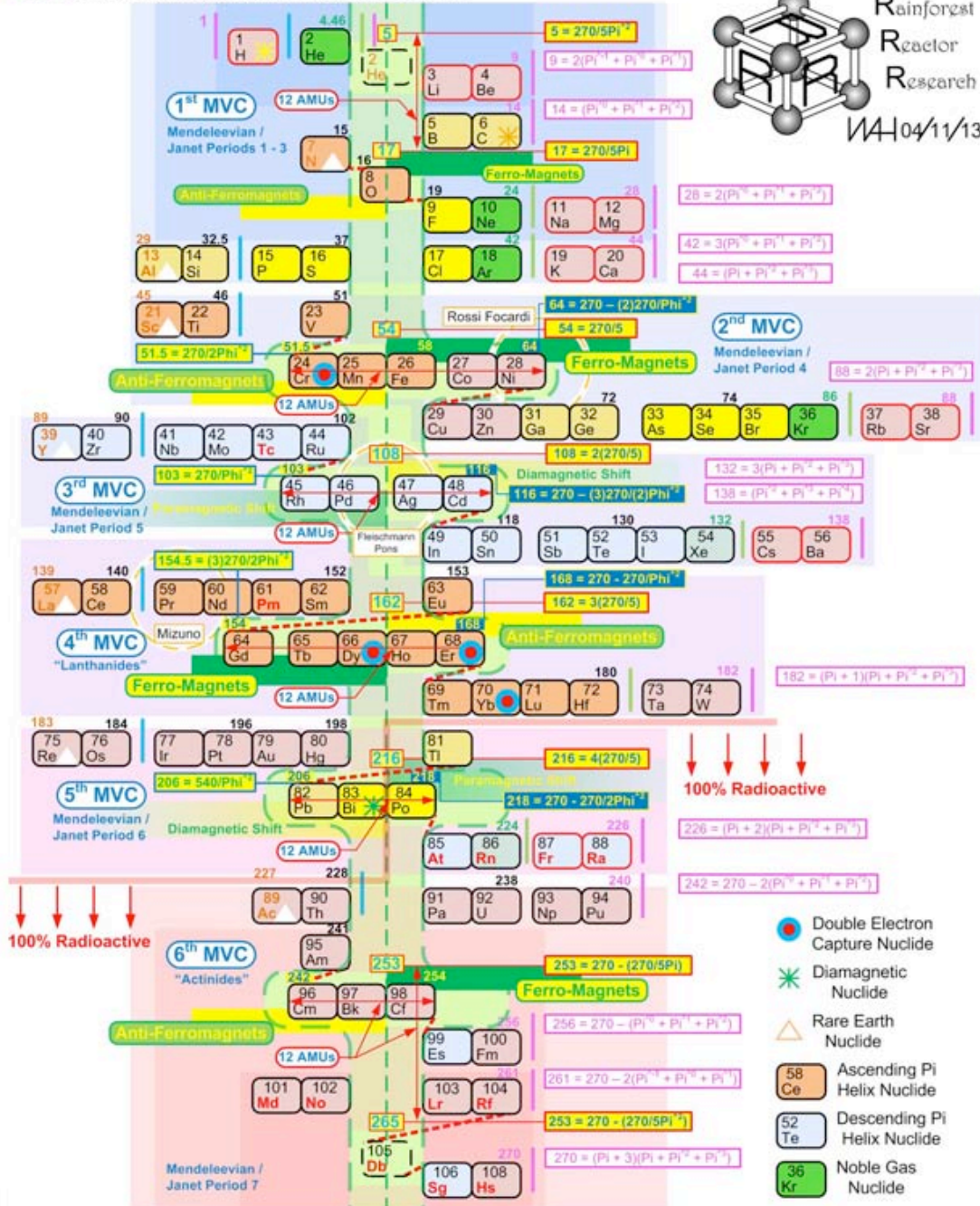


Fig A10-b

The Periodic Table expressed in Pi-Based and 5-based (Quinary) Magnetics

### The Pinary Solar System

Purple Numbers Indicate Actual Locations of Planetary Bodies at Radius Shown in Millions of Kilometers.

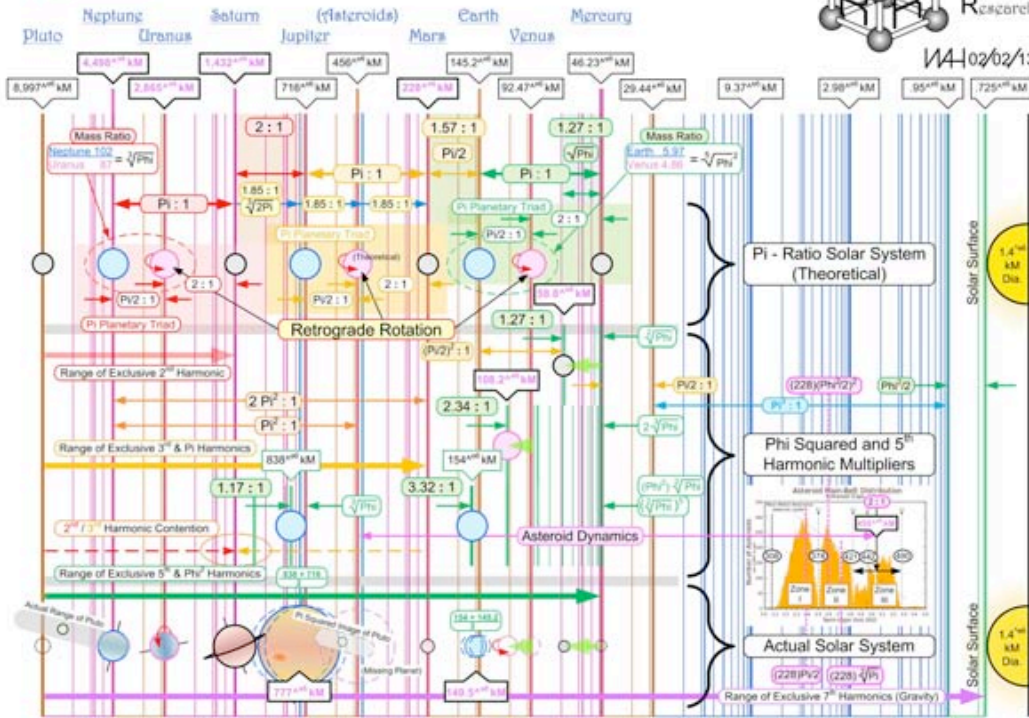


Fig A10-c

### The Pinary Solar System & Planetary Bodies

### The Pinary Solar System in Linear Format with Detail of Asteroid Belt

Purple Numbers Indicate Actual Locations of Planetary Bodies at Radius Shown in Millions of Kilometers.

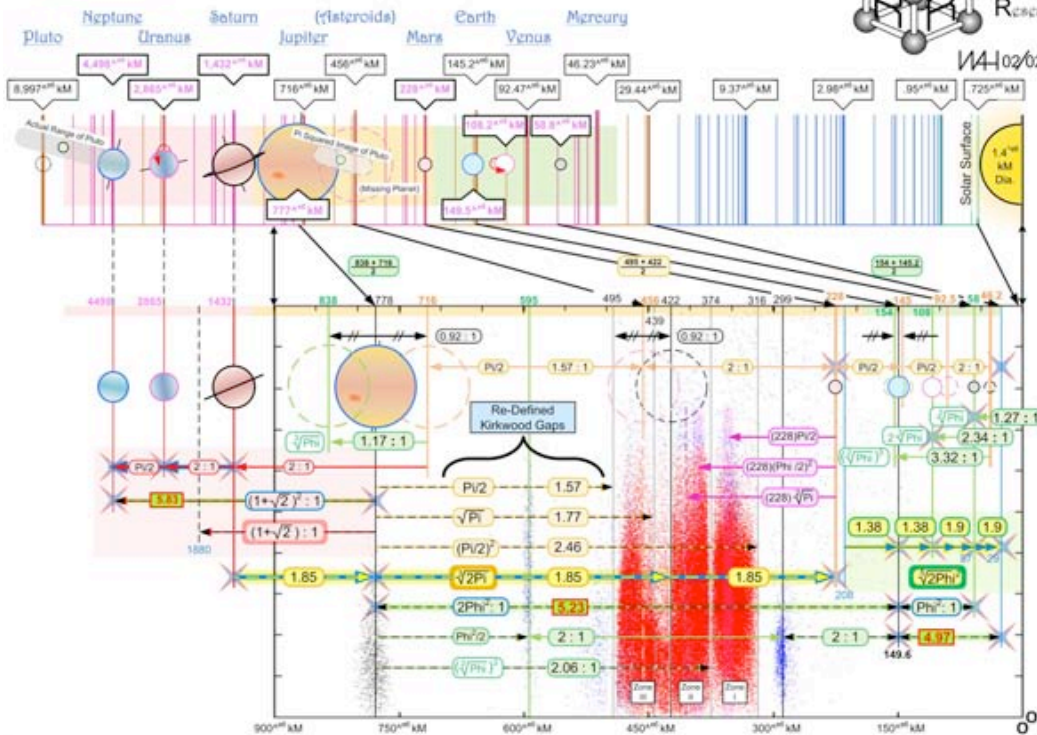


Fig A10-d

### The Pinary Solar System & Asteroid Belt

July 2013, another email:

HiYa...

We have communicated on a few occasions. Here is a recent discovery. From my research, this may be the most baffling yet critical relationship I have found to date. I guarantee this will be new to you too... O Kay, here it goes: The fabric of time, space, energy and matter is organized and partitioned based upon this relationship:

$$1/\text{Pi}^{0.5} + 1/(\text{Phi}^{0.5} + 1) = 1.000 \pm 0.5\%$$

or:

$$1/\sqrt{\pi} + 1/(\sqrt{\Phi} + 1) = 1 \pm .5\%$$

or

$$\frac{1}{\sqrt{\pi}} + \frac{1}{\sqrt{\Phi} + 1} = 1 \pm .5\%$$

(One over the square root of Pi plus one over the quantity of the square root of Phi plus one, almost exactly equals one.) Do the math. What I send you next will be far more baffling... Bill Harrington...

Bill's above email was a response to my general email promoting my 7<sup>th</sup> book on Phi:

(Hi, I am happy to announce the release of my seventh book on the Divine Proportion, from an 8 book series known as: The BOOK Of PHI, Volume 7, PART 1 subtitle: The 3 Phi Codes: sub-sub-Title: Wheels Within Wheels: Cracking The 666 Code).

nb:

$$\begin{aligned} 1/\sqrt{\pi} &= 0.56418958354776... \\ 1/(\sqrt{\Phi} + 1) &= 1/(0.7861513779396... + 1) \\ &= 1/1.7861513779396... \\ &= 0.5598629614213 \end{aligned}$$



On 4/1/13, Jain Mathemagics NEW <[jain@jainmathemagics.com](mailto:jain@jainmathemagics.com)> wrote:

Hi Bill,

Thanks for this extraordinary information, no, I have not seen anything like it. I was amazed from your last email something to do with isotopes, barium and krypton and their pi and phi relationship... I sensed that this material is very true as to the nature of the universe, and will spend some time contemplating these diagrams. But whilst I am doing this, perhaps you can see if another slightly different for Pi, what I am temporarily calling JainPi or True Value of Pi being  $3.144605511\dots$  (based on the Golden Root being  $4 \div 1.272\dots$ ) does it fit in with your equations?

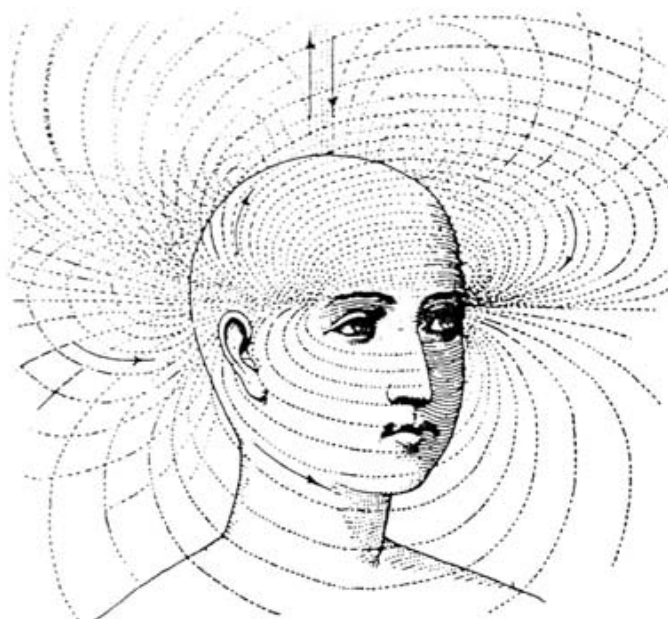
I am currently writing and devoting my last book on The Book of Phi series, volume 8, just on this topic, it will be my opus magnus, then I can approach other topics for the teenage school curriculum that needs addressing, but first, I am keen to have the True value of Pi validated by great minds like yours, or am I dreaming. Until we correspond again, Thanks for sharing this.  
Jain 108

Bill's response:

I just re-read your response. What you have discovered is not exactly what you believe it to be. It is even better than that !!! 4 divided by my best of old buddies, the Square Root of Phi. This becomes oh-so-close to the value of Pi. This near-Pi value is actually a link/coupling between energy systems organized on Phi and/or 5 dimensions, and how the interwoven pair relates to all things in the universe that are organized on Pi axes. Here is what you need to understand. It is mind-warping, but critical to everything you are about to dive into. We always default to adding dimensions/universes in integer quantities. Oneseey-twoseey... How many fingers... Fingers are discrete. They can be enumerated. Hence the concept of existence full fills the first integer dimension, associated with Prime Number of One. If any entity exists, did it always do so? Will it always do so? If the concept of change is valid, then the next added dimension must be to Prime Number of Two. This is the dimension of delta, of change, of things not being static. In other words, this dimension determines causality. Past, present and future. Time full fills dimension two, this occurring before the next progression to the dimension/universe determined by the Prime Number of Three. This is the set of three we are most comfortable with as bald monkeys. X, Y and Z. So if we multiply all existing dimensions here by each other, to populate all possible interactions, then we have  $1 \times 2 \times 3$  or 6. But 6 here is the product of  $3 \times 2$ , so these dimensions are stacked, not enumerated by multiplying

them against each other. So  $3 + 2$  is 5. It takes 5 dimensions to populate any entity for all possible places it might be in the universe, at any possible time it might occur anytime it happens. Ergo, 5 dimensional systems will have a unique coherency in time. This is why my discoveries in magnetics are so toxic to conventional theory. The numbers will not lie for me... They explain things. Next we need to understand that a dimension might contain an irrational number of axes. Not an easy number like 1, 2, 3 or 5. How weird would this make the universe when we look at it from our distorted perspectives? How about this weird habit the universe has for defaulting entities into spheroids. Three-dimensional systems self-organizing with entities existing in the form of energy organized on Pi Dimensions, in addition to the well understood three. This infers that there will be inherent stresses as these two energy systems enmesh. Here is my big, big, big discovery. The periods of the Atom are formed by the inherent stresses of Pi organizing with the integer of 3. All electron shells, and thusly chemistry, is being driven by these background force vectors. Your 3.144... number is a cross-coupling link between Phi as an irrational number, trying to establish a phase-coherent "lock" with coexistent Pi-based systems. I have already discovered other stressor links between irrational and integer fabrics. 1.272... you already know. 4 times this value is 5.08... Another near-value, like 3.14... and 3.44... Now another, co-existent and simultaneous near-value. 2 times Phi squared = 5.23... I discovered that the interaction between these two values predicts which elements are magnetic. This includes Oxygen. Here is where I suspect this may go. The interaction between 3.14... and 3.44... may be the mathematical determinator for the weak force, aka "Gravity"... This would mean that if it takes an orthogonal fabric of two forces to describe time, then the next unique geometry, in other words, that formed by a Prime Number, will have to infer a fabric of orthogonal dimensions that describe filled space vs non-filled space. The interface between these two fields has the greatest force measured at the skin between them. The center of a sphere has no gravity. It is greatest at the surface. An attracted body in orbit experiences gravity greatest near the surface. The dimension 6 vs 7 interface. The interaction of 3.14 vs 3.44 determines that time will be slightly affected by gravity. We are saying the same as Einstein, but from a totally foreign direction. Continuing on with this amazing set of weird numbers. Next comes the other big, big, big discovery. The interaction of Pi and three forms some incredibly strong self-reinforcing associations or organizational patterns based upon Pi. I discovered the Pi Trinomial. What? Yep. I couldn't find a shred of data on the very concept. This just might be the most obvious math hidden in plain sight of all time...

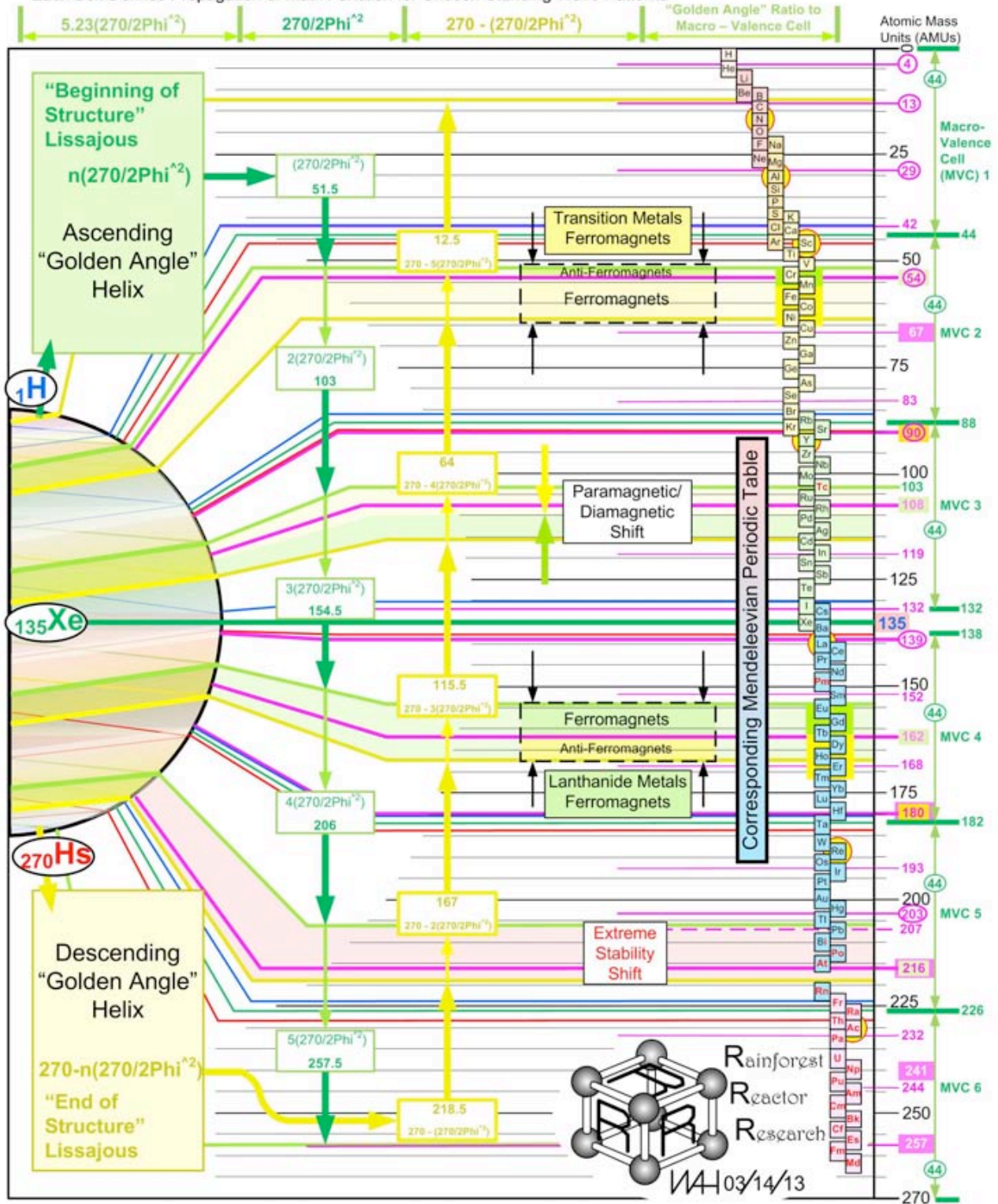
Really, really...  $\pi + \pi^2 + \pi^3 = 44$ . So what?  $\pi^0 + \pi^1 + \pi^2 = 14$ . So... Here is the deal: 14 and 44 are the smallest near-integer solutions where  $\pi$  can be also multiplied by 2. These two solutions are the only place where near integer solutions occur with  $\pi$ . They do so because  $\pi^3$  is 31.06,  $\pi^0 = 1$ , and  $\pi + \pi^2 = 13.011$ . This simple fact explains why elements past lead are radioactive. No new near-value common values shared between all 5 integer-enumerated dimensions.  $\pi^2 + \pi^3 + \pi^4 = 138.26$ , not near an integer. 138 AMUs is the very first isotope of the Rare Earth Lanthanides... See where we are going here? So seven years ago I noticed a whole series of  $\pi$ -based coincidences. Then some years later,  $\Phi$  showed up too... So I "shook out" how they were organized. This letter is already dangerously long. I will merely add the attached three images. Download all three, places them into their own file. Open the three images with a slide-show program. Three systems. Three drawings. Three sets of correlations. Once you see how the fabric interweaves, you can never forget it. How in Hell have we been so in-the-dark on such simple stuff? H...



$$\begin{aligned} J\pi \div \Phi &= 1.943473\dots \\ \Phi \div J\pi &= 0.514542\dots \end{aligned}$$

# Corporate Organization Format for the Atomic Macro - Structure

Detail of Powers of  $\Phi$  vs. Integer 5 Based Math. All Values in Atomic Mass Units (AMUs). (Sc) Denotes Rare Earth Nuclide. Each Box Defines Propagation of Math Function for Chosen Standing Wave Patterns



**Fig A10-e**

The Powers of Phi Vs Integer 5 Based Math  
By Bill Harrington, of Washington, USA.

# APPENDIX 11

**Dr SERBAN OF ROMANIA**

**Has Also Established Independently that True Pi = 3.1446**

## The Golden Number or The Divine Proportion

The Religion without Science is blind ! The Science without Religion is limp ! ... (A. Einstein)

**THE  
PARADIGM  
(PI) BY (PHI)**

GENUINE  
PARADOX  
MEASURED  
COMPUTED  
DEMONSTRATED

**PI = 3.144605511029694...**



**THAT'S  
BY  
THE**

- GOLDEN CUT
- GOLDEN MEAN
- GOLDEN RATIO
- GOLDEN NUMBER
- GOLDEN SECTION

**PI = 4 / RADICAL (PHI)**

Religia fara Stiinta este oarba ! Stiinta fara Religie este schioapa ! ... (A. Einstein)

**REVELATION: THE PARADIGM (PI)BY(PHI) IS A GENUINE...PARADOX MEASURED, COMPUTED AND DEMONSTRATED IN THIS WEBSITE, RESPECTIVELY PI = 3.144605511029694..., THAT'S: BY THE NUMBER PHI OR GOLDEN CUT...GOLDEN MEAN...GOLDEN RATIO...GOLDEN NUMBER...GOLDEN SECTION**

$$PI = 4 / \text{RADICAL (PHI)}$$

<http://http://quadrature.rohttp://quadrature.ro>

<http://quadrature.blog.com>

**MIRCEA-MUGUREL SERBAN**

hosting: [www.freewebs.com](http://www.freewebs.com)

A) - WHERE :

R = RADIUS OF CIRCLE CIRCUMSCRIBED TO THE PYRAMID BASE & H  
(AS WE MAY SAY : "FACTOR OF INCREASE")

$R : \sqrt{2} = \frac{R}{\sqrt{2}}$  = RADIUS OF CIRCLE INSCRIBED IN THE PYRAMID BASE .

$R : \sqrt{2} \times \sqrt{\varphi} = R\sqrt{\varphi} : \sqrt{2} = R\sqrt{\frac{\varphi}{2}}$  = HEIGHT OF PYRAMID .

$R : \sqrt{2} \times \sqrt{\varphi} \times \sqrt{\varphi} = \frac{R\varphi}{\sqrt{2}}$  = APOTHEM OF PYRAMID (HEIGHT OF LATERAL TRIANGLES)

$R : \sqrt{2} \times \sqrt{\varphi} \times \sqrt{\varphi} \times \sqrt{\sqrt{5} : \varphi} = R\sqrt{\frac{\sqrt{5}\varphi}{2}}$  = PYRAMID EDGE ,

$R : \sqrt{2} \times \sqrt{\varphi} \times \sqrt{\varphi} \times \sqrt{\sqrt{5} : \varphi} \times 2 : \sqrt{\sqrt{5} : \varphi} = R\sqrt{2}$  = SIDE OF PYRAMID BASE ,

$R : \sqrt{2} \times \sqrt{\varphi} \times \sqrt{\varphi} \times \sqrt{\sqrt{5} : \varphi} \times 2 : \sqrt{\sqrt{5} : \varphi} : \sqrt{2} = R$  (AGAIN ... ETC.) -

B) - AND WHERE : FIGURES AND BODIES (INSCRIBED) IN CIRCLE AND SPHERE WITH : RADIUS = 1 :

$\sqrt{2}$  = SIDE OF SQUARE (INSCRIBED) = EDGE OF OCTAHEDRON .

$\sqrt{\varphi} \times \sqrt{\varphi} = \varphi$  = SIDE OF STAR DECAGON ;

$\sqrt{\sqrt{5} : \varphi} = \sqrt{\frac{\sqrt{5}}{\varphi}}$  = SIDE OF CONVEX PENTAGON .

2 = SIDE OF SQUARE (CIRCUMSCRIBED) = DIAMETER OF CIRCLE ETC .

$\sqrt{5} \times \varphi = \sqrt{5\varphi}$  = SIDE OF STAR PENTAGON .

$2 : \sqrt{5\varphi} = \frac{2}{\sqrt{\varphi\sqrt{5}}}$  = EDGE OF ICOSAHEDRON .

1 = SIDE OF HEXAGON = RADIUS

II - OTHER FORMULAE (FOR RADIUS = 1)

$\frac{1}{\varphi} = \frac{\sqrt{5}-1}{2} = \frac{2}{1+\sqrt{5}} = \varphi - 1 = 0.6180339... \dots$  SIDE OF CONVEX DECAGON .

$\frac{2}{\sqrt{5\varphi}}$  = EDGE OF DOBECAHEDRON . ETC ETC ETC ... WITH "PI" ?!

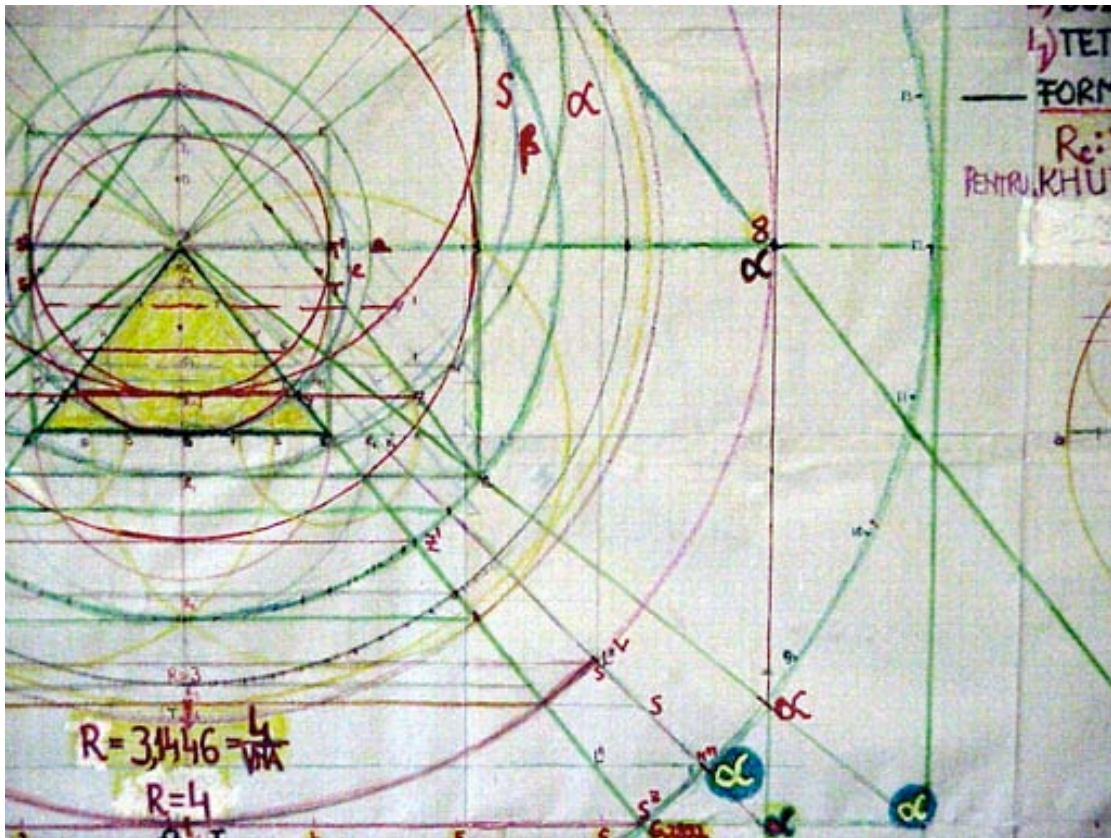
FOR ME :  $\pi = \frac{1}{\sqrt{\varphi}}$  ? WHY NOT ?!

WHICH IS THE SIGNIFICATION?  
IT IS A QUESTION FOR MATHEMATICIANS!

$\frac{\varphi}{2}$  = APOTHEM OF CONVEX PENTAGON

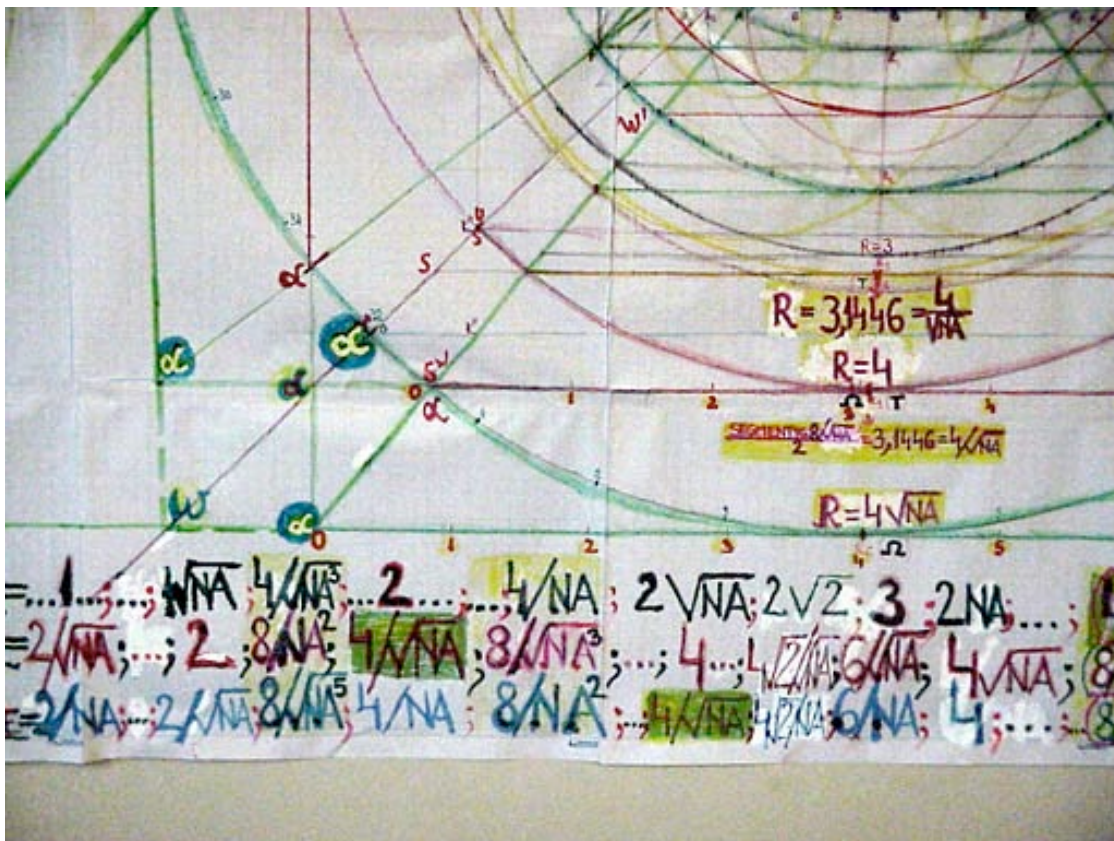
**Fig A11-a**  
Dr Serban's notes





**Fig A11-b**

Dr Serban's notes Pyramid Maths extracting True Pi = 3.1446...



Our own hands and the hands of the people around us... with Love, with a lot of understanding and... with much attention.

Most of you will rediscover, without any effort, eventually with the help of the adjoining drawing, correlations and angles from the pyramid of Khufu (of Atlants)!

You can find them again in other zones of the human body, but it is the hands in relaxed position that reveals conspicuously.

I assure you that this is not a metaphor or a figure of speech ... for me it is very clear: we have here the certain proof that these measures - starting with that which the monk Luca Paccioli, Da Vinci's collaborator, named the Divine Proportion ("golden number/cut/section"), proportion which was very dear to the encyclopedic spirits of the universal culture and generally to aesthetes, represents the message of primordial vibration of Creation, which perpetuates itself through our genetic code!

All these ... "from water and through water", as by calculation I determined that the pyramid of Khufu expresses not only the cosmic and terrestrial dimension deduced so far, but also ... water, namely one of the ratios (side of base/edge) is the numerical expression of the icosahedron edge (icosahedron = the water element of the ancients). I consider that the aspects should be regarded in close relation with the Hindi Tattva and Tanmatra.

Here is the main reason why I drew the conclusion that I can consider Khufu's pyramid as being the Water Pyramid. With a view to clear up and synthesize the concept, I elaborated the formula of Logistical Pyramid, which I also submit to your attention!

The "Golden Number" and its derivatives are to be found, as rhythms and proportions in everything which exists, outside and inside us: ratios between geometrical forms and bodies (examples: star decagon-hexagon = hexagon-convex decagon = star pentagon-convex pentagon = cube (Earth)/dodecahedron (Aether - Akasha) =  $\phi = (1+\sqrt{5})/2 = 2/(\sqrt{5}-1) = 1.61803398875\dots$ ); Both in galactic spirals and more concretely the organic substances (example: quantizes the energy of the electron motion) elaborated and spontaneous creations of the human spirituality (architecture, sculpture, painting, music, etc.); I suppose also it in the proportion of the liquid substance (water) in the human body and at planet level; etc..

However... why the knowledge of these indubitable proofs of the Creation are not included in the Educational Process? In the first place this would become, I am sure of it, more attractive than up to now!

Furthermore, we can expect that the future generations will understand better than us, under these conditions, the Biblical Messages- for mankind and even for science - regarding The Border Stone of Egypt, The Stone From The Ang Head Forgotten By Builders, or - why not - The Live Stone! Another interesting thing: do you know that Romanians daily utter, generally without realizing, names of aquatic deities of many ancient people, e.g. "Apa = water in Romanian" is a Vedic deity?! In my opinion, it can be stated that each language is - more or less - specialized, having a vibrating correspondent in transcendental, as we may say... from the time of "Babel Tower", but which is also maintained nowadays, in a Holistic Continuum.

And who knows? Maybe we shall relearn the Real Love from... dolphins! For me this is, at the same time, an important step on the way of understanding the significance of the Philosopher's Stone.



Will you receive, please, the above lines of a man who is thinking over... who is thinking while consuming daily, for several years, Water Kept Under Pyramids made of nine segments (pieces) copper wire...

The results are beyond expectations!

I assure you that I base my approach, of permanent search, on the Belief In God, the Creator of all seen and unseen things.

Thank you for your attention and understanding!

Love, *Mircea-Mugurel Serban*

*Bucharest, Moscow July-September 1996*

mugurelserban@yahoo.com

mirceamugurel\_serban@quadrature.ro

Taken from: [http://freewebs.com/goldenno/html/text\\_eng.html](http://freewebs.com/goldenno/html/text_eng.html)

Pay attention, please!

nb: as following to the Mr John J. Falone's (the author of "The Genius Frequency") suggestions, the below text (sent in an initial form in Feb 20<sup>th</sup>, 2002) was remade in Oct 2004.

Mircea-Mugurel serban

Oct 25<sup>th</sup>, 2004

Dear Ladies & Gentlemen,

I hope that you don't understand I'm asking you, by all means, the Nobel Prize or the Abel Prize, but - essentially - I want, please, an objective, impartial and honest measurement for "Pi" !

Many addressees of my letters have given me confirmations of receiving or congratulations, but without an affirmative answer concerning their measurements. I'm remembering you that for the circumference of 31.446... meters, its necessary the diameter of 10 meters and for the circumference of 31.4159... meters (about 31.416... meters) the diameter is of 9.99... meters! I'm repeating my byword: It seems complex and bizzare, but it's simple and real!

Please, I'm waiting your reply, yet!

In the following passage, I'm sending you, in a free translation, some Remarks (Observations) and the Theorems, that's the partial result of my special inspiration... as inheritance to our successors, maybe!

I mention that I'm naming here, the **Median-Meridian Section** (The triangle formed by the Apothems with the Base, which must be obtained by the division of two equal segments - in Mirror - in Mean & Extreme Ratio, that's the "Golden Number" or "Divine Proportion" - noted usually by the Greek letter "Phi"  $\phi$  - and the Inverse of that  $1/\phi$ , of Keops' (Khufu's) Pyramid and of White Chinese Pyramid, as "Atlantean Section". I like to name, too, the plate-draft of about 6 sq. meters, behind me in the site, as "Introduction in the Divine Proportion's Mathematical Holistic"!

### THEOREM No.1:

Any horizontal line, traced between the equal sides of any Atlantean Section, is the side of the square of which perimeter is equal with that of the tangential circle of radius equal with the height of the section

### REMARK (Observation) No.1:

Between the intersections of the circle, having as radius the height of any Atlantean Section, with the equal sides of that, it takes form a segment which is the side and tangent of another couple square and circle of which elements of construction (side, radius, perimeters) are in the relation of  $1 / \text{Radical\_Of\_Golden\_Number}$  opposite the couple obtained by the first theorem.

(nb: the symbol "/" here means "divided by" or "÷").

The second circle is inscriptable in the first square.

About my opinion, this is a theoretical and practical Essence-Heart, a true key of the problem:  $\text{Pi} = 4 / \text{Phi's Radical} = 3.1446\dots!$

### THEOREM No.2 [Reciprocal]:

Any circle, having the centre in the peak of any Atlantean Section, takes form two segments with the equal sides of the section: The first is the external tangent and the second is the internal chord between the intersections, standed in the same ratio as between the radiuses and between the perimeters of the two tangential circles, that's the square root (radical) of the Golden Number.

### REMARK (Observation) No.2:

The circle of perimeter equal with some square is inscriptable in a square of perimeter equal with the circle of radius Golden Number / 2 opposite the side of the first square. The second circle is of area Golden Number and of perimeter "Radical of the Golden Number" opposite the first circle. "Second Radius" / "First Radius" = "Radical of Golden Number!"

### REMARK (Observation) No.3:

The circle of area equal with same square is of perimeter equal with that of the square of area equal with the circle inscribed in the first square. The first circle is of area "Radical of Golden Number" and of perimeter "Double Radical of Golden Number" opposite the second circle.

$\text{First\_Radius} / \text{second\_Radius} = \text{"Double\_Radical\_of\_Golden\_Number"}$

## OTHER OBSERVATIONS:

Firstly, pay attention, please:

For the theorem No.2 it's not important if  $\text{Pi} = 4 / \text{Radical\_Of\_Phi}$ . Consequently, you (or the posterity, that's our successors) will can establish an inverse order. It's even better, maybe! But also, in these conditions, its necessary to put into words, again, the Remark No.1 as follows:

The two segments, obtained as in the Theorem No.1 (which, now, is the Theorem No.2), are the sides and tangents of two couples of squares and circles, of which elements of construction (radius, sides, perimeters, are in the ratio:  $\text{External\_Element} / \text{Internal\_Element} = \text{Radical\_of\_Golden\_Number}$  it results, too: the internal circle is inscriptable in the external square! Perimeter of circle

=  $\text{perimeter\_of\_circumscribed\_square} / \text{Radical\_of\_Golden\_Number}$

=  $[\text{perimeter\_of\_inscribed\_square}] \times [\text{Radical\_of\_Two} / \text{Radical\_of\_Golden\_Number}]$

## GOLDEN NUMBER:

=  $\text{Apothem\_Of\_Great\_Pyramid} / \text{Inscribed\_Radius\_In\_Basic\_Square}$

=  $\text{Side\_Of\_Star\_Decagon} / \text{Side\_Of\_Hexagon}$

=  $\text{Side\_Of\_Hexagon} / \text{Side\_Of\_Convex\_Decagon}$

=  $\text{Side\_Of\_Star\_Pentagon} / \text{Side\_Of\_Convex\_Pentagon}$

=  $\text{Edge\_Of\_Cube} / \text{Edge\_Of\_Dodecahedron} = \dots\text{that's}\dots$

=  $\dots\text{Earth} / \text{Aether}\dots$

=  $\dots\text{Middle\_Finger} / \text{Thumb}\dots = \dots \text{and so on } \dots$

Maybe: Number "e" = the following fraction:

= as numerator :  $\text{inverse\_of\_Golden\_Number\_plus\_Seven}$  (or)

$\text{Golden\_Number\_plus\_Six}$  (or)  $\text{Golden\_Number\_at\_square\_plus\_Five}$

= as denominator :  $\text{Golden\_Number} \times \text{Radical\_of\_Three}$ .

## GREAT PYRAMID:

...Other details about my pattern: in my outlook of special inspiration about the geometrical correlations in the great pyramid, in which the Golden Number results as ratio  $\text{Apothem} / \text{Inscribed\_Radius\_Of\_Basic\_Square}$  and of course  $\text{Basic\_Side} / \text{Height} = \text{Two} / \text{Radical\_Of\_Phi} = 1.5723\dots = \text{Half\_Of\_Pi}\dots$  The Edge of the Icosahedron - that's Plato's element "Water" - results as ratio  $\text{Side\_Of\_Basic\_Square} / \text{Edge\_Of\_Pyramid}$  and finally, but as beginning in my "Logistic & Water Pyramid" formula, the  $\text{Half\_Diagonal}$  of the  $\text{Basic\_Square} = \text{Four} / \text{Radical\_Of\_Six}$ , that's the Edge of Tetrahedron - as Plato's element "Fire" - and dividing this element by  $\text{Radical\_Of\_Two}$  - as the element "Air" - that's Edge of Octahedron, results  $\text{Two} / \text{Radical\_Of\_Three}$  - the element "Earth" - that's:

Edge\_Of\_Cube = Edge\_Of\_Tetrahedron / Edge\_Of\_Octahedron, by other words, "Fire" / "Air" = "Earth"... in the same time, Inscribed\_Radius\_Of\_Basic\_Square & Half\_Of\_Basic\_Side...

Indifferently the measurements in China (White Pyramid) or at Giseh, to simplify the understanding, for me, the sides of Basic\_Squares are about of: - in China (White Pyramid): Eight\_Hundred / Radical\_Of\_Three Meters (that's: "Earth" multiplied by 400), maybe... - at Giseh (Keops' Pyramid): Four\_Hundred / Radical\_Of\_Three Meters (that's: "Earth" multiplied by 200). - and so on... in the other continents, maybe... and in Australia, too, the continent... "without history"... who knows?! I believe that God knows, only!!!

#### EDGE OF ICOSAHEDRON (WATER):

Also, the numerical value of this edge (for radius = 1), results as ratio:

Side\_Of\_Circumscribed\_Decagon / Side\_Of\_Inscribed\_Decagon... in a some circle... and also, as ratio:

Two / Side\_Of\_Star\_Pentagon = Two / Radical\_Of\_Phi (X) Double\_Radical\_Of\_Five

And so on... other details in the site: [www.freewebs.com/goldenno](http://www.freewebs.com/goldenno)

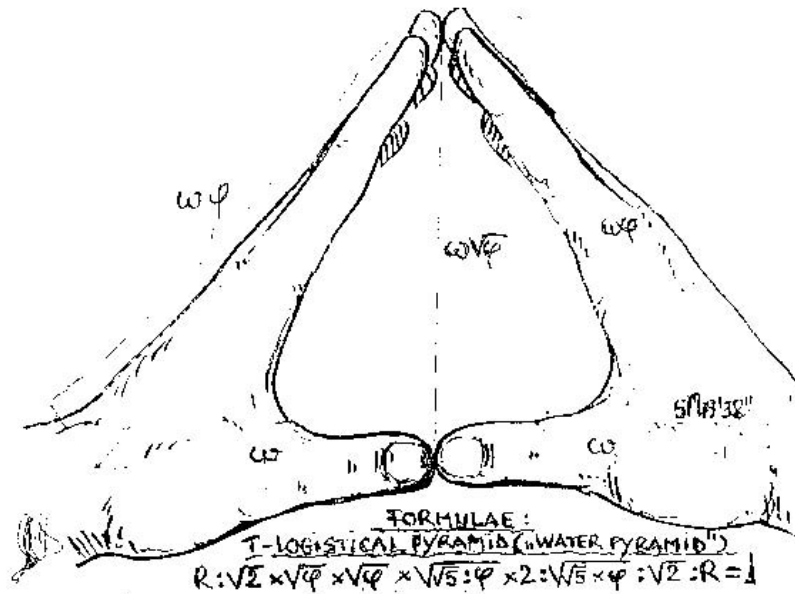
Finally, listen to me, please:

My Pattern is not the Pandora's Box, but it's an approach to our divine source... I'm sure! It's a little step for me, but it would be... a great step for the humanity... to correct the essential Ancestor's Errors... to connect himself at the primordial information from the world's creation or from the big-bang... how you wish to name that initial instant... as divine reason... as God's will power!

Also, I'll send you, immediately, as another attachment, an interesting confirmation received by Sitchin's network - filiation email and other replies!

Love & Peace! Sincerely Yours, M.M. Serban, Feb 20<sup>th</sup>, 2002

Date:	Tue, 28 Sep 2004 05:42:05 -0700 (PDT)
From:	"Mircea Serban" <mugurelserban@yahoo.com>
Subject:	Fwd: pi=4/radicalphi=3.144605511029694...
To:	s.wolfram@wolfram.com



Taken from: <http://quadrature.blog.com/>

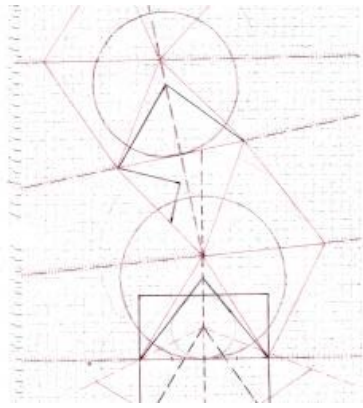
Tuesday, July 31, 2007

## THE TRUE QUADRATURE!

The Circle's Quadrature is possible for  $\text{Pi} = 4 / \text{Radical\_Phi} \dots$  only! It's a pyramidal proceeding!

A simple method of procedure, as alternative, among others, was described by Mr Carlos Martin Piera...

Who needs my inspired and wonderful method, that's: the construction of a universal square-rule by two pyramidal sections (perimeter and area) for the Quadrature  $\text{Pi} = 4 / \text{Radical\_Phi} \dots$  Two pyramids (3D) on/in a sheet of paper (2D)?!




**Fig A11-c**  
Dr Serban's notes

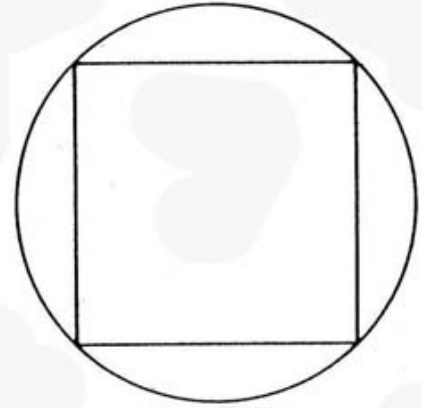
&

**Fig A11-d**  
Mystical Squaring of  
the Circle by the late  
John Michell  
(1933-2009)

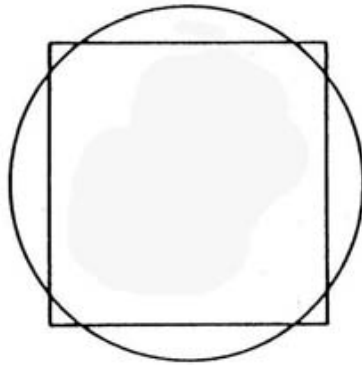
cont...



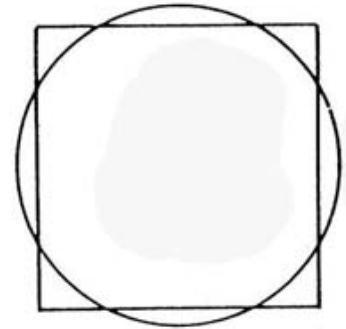
*Square containing circle:*  
area of square,  $4$   
area of circle,  $\pi$



*Square contained in circle:*  
area of square,  $4$   
area of circle,  $2\pi$

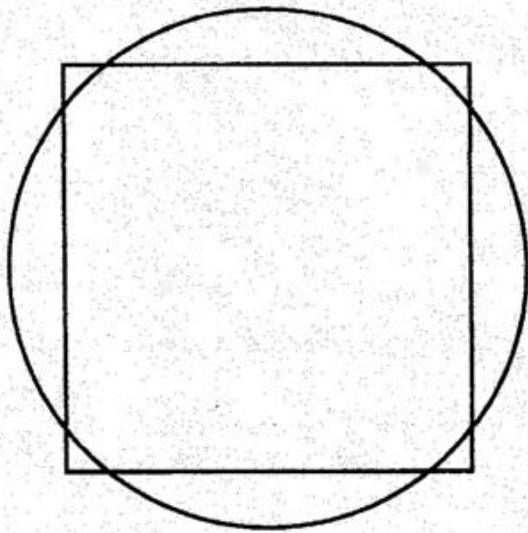


*Square and circle with equal perimeters:*  
area of square,  $\pi$   
area of circle,  $4$   
side of square,  $\pi$   
diameter of circle,  $4$

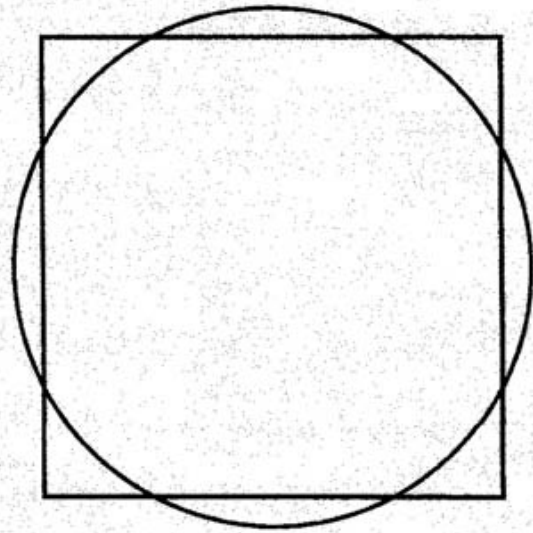


*Square and circle with equal areas:*  
side of square,  $\sqrt{\pi}$   
diameter of circle,  $\sqrt{4}$

Taken from John Michell's classic book: *City of Revelation*



Circle of radius 1  
 Square of side  $\pi/2$   
 Perimeters of circle and square =  $2\pi$



Circle of radius 1  
 Square of side  $\sqrt{\pi}$   
 Areas of circle and square =  $\pi$

**Fig A11-e**

Mystical Squaring of the Circle by the late John Michell (1933-2009)

I have calculated the precise values below to compare the difference in values as exposed in the 3<sup>rd</sup> decimal places.

Equal Perimeters = RECTIFICATION Comparing Traditional Pi and Jain Pi (Jπ) to 9dp	
Radius = 1 Square of Side $\pi/2 = 1.570796326\dots$ Perimeters of Circle & Square = $2\pi$ = 6.283185307...	Radius = 1 Square of Side $J\pi/2 = 1.5723027555\dots$ Perimeters of Circle & Square = $2J\pi$ = 6.289211022...
Equal AREAS	
Radius = 1 Square of Side = $\sqrt{\pi}$ = 1.772453850...	Radius = 1 Square of Side = $\sqrt{J\pi}$ = 1.773303558...





## APPENDIX 12

### TAYLOR'S SECRET Of The GREAT PYRAMID of CHEOPS Contains Measurement Of JainPi = 3.144...

JainPi 3.1446... is Referenced below in John Taylor's Measurements of the Great Pyramid.

#### Precession and the Pyramid: Astronomical Knowledge in Ancient Egypt

Taken from the website: <http://www.geoman.com/jim/pyramid.html>  
Jim Fournier, May 5, 1996

Accounts tell us that Pythagoras attributed his knowledge to having been initiated in Egypt. It was widely believed that in the ancient Egyptian tradition Sacred Knowledge was only transmitted to the properly initiated.

The most compelling evidence of Egyptian achievement is not written in texts but in stone. The most awe-inspiring example of this is the Great Pyramid at Giza. Perhaps no other object, structure or human artifact has inspired so many theories. The Great Pyramid is not mono-dimensional, but rather it simultaneously solves many problems and expresses many truths at once.

The most important aspect of the Great Pyramid is the precision with which its overall dimensions encode the measurement of the earth. In 1925, J.H Cole, a professional surveyor, was commissioned by Ludwig Borchardt to make a truly accurate survey of the Great Pyramid. This remains the most precise data available with respect to its overall dimensions and orientation.

This section of writing has been taken almost entirely from Peter Tompkins book *Secrets of the Great Pyramid*. Here is some history:

In 820 AD a well educated Arab prince, Abdullah El Mamun, seeking accurate knowledge of the length of a degree of latitude, as well as gold and treasure, forced his way into the Great Pyramid.

Except for El Mamun's hole, the casing stones remained intact when the Great Pyramid was visited by an Arab historian in the early thirteenth century. But, over the course of the fourteenth century, apparently following an earthquake that dislodged some casing stones (and destroyed Cairo), the rest were systematically stripped off to rebuild the mosques and palaces of Cairo.

In 1638, an English mathematician named **John Greaves** joined by an Italian, **Tito Livio Burattini**, made the first European survey of the Great Pyramid. Greaves estimated the height at 499 feet (within 12 feet of correct) and the base at 693 feet (70 feet too short), but the base was still totally covered by debris at that time. Upon his return to England, Greaves discussed his findings in Egypt with many, including a **Dr. William Harvey** who had discovered the circulation of the blood. Dr. Harvey was surprised to learn that Greaves had not discovered any means of ventilation which would allow fresh air into the interior of the Pyramid. He insisted that some form of ventilation shafts must exist. Greaves and Burattini did, however, measure the King's Chamber very accurately and it was on the basis of these figures that **Sir Isaac Newton deduced his 'profane' cubit of 20.63 inches**. A cubit of this dimension was implied by the 1:2 proportions of the King's Chamber which suggested to Newton that it must measure 10 x 20 cubits. Newton also postulated a longer 'sacred' cubit of between 24.80 and 25.02 British inches, based on the Jewish historian **Josephus's description of the circumference of the pillars of the Temple of Jerusalem**. Newton was interested in the exact length of a cubit because he too was convinced that accurate geodetic information was encoded in the dimensions of the Great Pyramid, and he needed to know the size of the earth in order to test, and thus to prove, his theory of gravitation before he would publish it.

Although, there were still piles of rubble between the base corners of the pyramid, Jomard was able to measure the north side of the base to be 230.902 meters (757.5 feet). For the height, he measured each step. They added up to a total of 144 meters (481 feet). By means of trigonometry Jomard calculated a slope of  $51^{\circ} 19' 14''$ , and an apothem of 184.722 meters. Because the casing stones were missing, these figures were both estimates, but the length of the apothem looked virtually perfect in light of various ancient classical texts which Jomard was familiar with.

**Diodorus Siculus and Strabo** both claimed that the apothem of the Great Pyramid was one stadium long. The Olympic stadium was 600 Greek feet, and was supposed to be related to the size of the earth. According to Herodotus there were 400 cubits in a stadium.

In the 1830's **Captain G. B. Caviglia** cleared the descending passage of debris, exposing the 'pit' for the first time since the Pyramid had first been opened by Al Mamun.

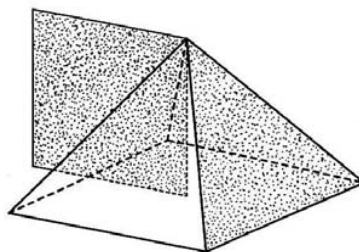
Caviglia was superseded by Colonel Howard-Vyse who spent a small fortune and several years of his life exploring the Pyramid. Howard-Vyse blasted his way up, above Davison's Chamber, above the King's Chamber to discover four more small 'relieving' chambers above the King's Chamber, each only a few feet high and totally sealed, and each, except the last, roofed with huge granite beams polished on their ceiling face, but forming rough uneven floors. But whatever their purpose the structural explanation cannot answer the question of why only the bottom face of each was so carefully smoothed. More interesting to Egyptologists were some hieroglyphic markings found on some of the limestone core blocks forming the walls of these chambers. Among the markings, many of them upside down, were the cartouche 'Khufu'. It is almost solely on the basis of these markings that the building of the Great Pyramid was attributed to a pharaoh named Khufu.

**Howard-Vyse also discovered the 'air shafts' in the north and south walls of the Kings Chamber, thus fulfilling Dr. Harvey's prediction. It was not hard to assume they were simply meant to be air-shafts because when they were cleared of sand there was a rush of cool air into the previously stifling chamber, whereupon its temperature dropped to a steady 68 Fahrenheit. This could be seen as evidence in favor of the idea, first put forward by Jomard, that the Sarcophagus in the King's Chamber served as a standard of weights and measures.**

**Howard-Vyse also cleared away the rubble from the middle of the north side and discovered the first two intact casing stones on the Pyramid. They were each about twelve feet long, by five feet high, by eight feet deep. The angle of the face could finally be accurately measured and was found to be  $51^{\circ} 51'$ .**

**Howard-Vyse described the blocks as being, "in a sloping plane as correct and true almost as modern work by optical instrument makers. The joints were scarcely perceptible, not wider than the thickness of silver paper." On the north side, he also uncovered some of the paving stones. They extended out from under the casing stones of the Pyramid, which were placed on top of them. With this base level, and precise angle, combined with the length of the side measured by the French, it was now possible, in 1840, to compute the height of the Pyramid to its apex as 485.5 feet or 147.9 meters.**

**John Taylor was the first of many modern mathematicians to become fascinated with the Great Pyramid. A gifted mathematician and amateur astronomer, working from the new data, as well as Herodotus' reports (from around 2000 years ago) attributed to Egyptian priests, Taylor concluded that this particular pyramid constituted a unique mathematical solution, in which the surface area of each face is equal to the square of its height.**



**Fig 12A-a**

**The square of the height of the Cheops Pyramid is equal in area to each of the 4 triangular faces.**

**When he divided his figure for the perimeter by twice his figure for its height he arrived at  $3.144\dots$ , a very good**

approximation of  $\pi = 3.14159...$ . Therefore, the height of the Pyramid is in the same proportion to its perimeter as the radius of a circle is to its circumference, or more precisely, it is in the same relationship as the radius of a sphere is to the circumference of its great circle. Thus the pyramid not only squares the circle, it cubes the sphere.

With this relationship in mind it is obvious why Taylor would have expected the height of the Pyramid to relate to the radius of the earth, while the perimeter would be expected to relate to the circumference of the earth (as Jomard had asserted). So, Taylor looked for an integer ratio which would express the relationship in likely units of measure. When he expressed the approximation of  $\pi$  in terms of the ratio 366:116.5, the larger number, representing the perimeter of the Pyramid and thus the circumference of the earth, matched the number of sidereal days in a solar year. If he converted this perimeter into inches, it came out very close to  $100 \times 366$ . When he divided one side of the base by 366, he obtained a 25 inch + cubit, virtually identical to Newton's 'sacred' cubit.

At the same time, at the beginning of the nineteenth century, the astronomer Sir John Herschel had proposed a unit of measure half a hair longer than a British inch, as the only reasonable earth based unit of measure. Herschel argued that the length of every meridian on the earth was different due to surface fluctuations, and thus the French meter was a flawed approach. (In addition, the French had calculated their meridian about 2000 meters too short, and thus the meter was, and is, .0002 short of the theoretically correct length.) Herschel argued for a unit based on the length of the earth's polar axis. A recent British Ordinance Survey had just concluded, based on an average of all known meridians, that this length was 7,898.78 miles, or 500,500,000 inches. Herschel proposed that this be treated as an even five hundred million inches, and that the inch be lengthened by half the thickness of a human hair. Fifty of these inches would make a yard, which would be the ten millionth part of the axis. By the same argument twenty million of the Newton-Taylor 'sacred' pyramid cubits would be/were equally perfect measures. The International Geophysical Year in 1957-58 confirmed the precise value with orbiting satellites as 25.02614284 British Inches, the same as the Newton-Taylor sacred pyramid cubit to three decimal places.

Taylor didn't live long enough to see this final corroboration of his cubit, but he did undertake a massive study of virtually every ancient unit of measure ever known, in an effort to find the common roots underlying the inch and all units of measures. In 1859, close to death, he recorded his theories in a volume titled *The Great Pyramid: Why Was it Built & Who Built It?*

Unfortunately for the fate of his theories, his religious fervor was at least as intense as his mathematical talent. He argued fervently that the perfection of these measures found in

the Pyramid was due to **divine intervention** and guidance. This not only insured that his ideas failed to find much favor in Victorian society, but served to thoroughly discredit his whole line of mathematical and metrological thinking in academic circles. This was especially true in the emergent field of Egyptology, which was based firmly and solely on the philological territory opened up by **Champollion's deciphering of the Rosetta stone**, and the subsequent translation of ancient Egyptian hieroglyphic, hieratic and demotic texts and ancient Greek.

**Piazzzi Smyth**, Astronomer Royal for Scotland, became convinced that Taylor's mathematical reasoning was sound with respect to a **cubit, first hypothesized by Newton, of 25.025 British Inches**. Smyth believed that the modern inch had been derived from this cubit, and that it was the same cubit that had been used by Moses to construct the tabernacle and by Noah to build the Ark.

The great astronomer Sir John Herschel had previously suggested that **Alpha Draconis** would have been the Pole star about 4000 years ago.

Smyth remained primarily concerned with proving Taylor's hypothesis regarding the encoding of *Pi* in the proportions of the Pyramid. The sharp edges of the casing stones discovered by Howard-Vyse had been vandalized by resentful Arabs, and then by souvenir hunters. Smyth dug up more and they all measured  $52^\circ$ , confirming the theory of a *Pi* based relationship between the height and the perimeter of the base. But, he sought a more exact measure. By observing the silhouette of the entire Pyramid he obtained an angle of  $51^\circ 49'$ . Sir John Herschel had calculated a figure of  $51^\circ 52' 15.5''$  from the figures reported by Howard-Vyse. Smyth used the mean of these two,  $51^\circ 51' 14.3''$  along with the mean of the 763.62 foot baseline measured by the French with Howard-Vyse's 764 foot baseline, to arrive at 763.81 feet. These were arbitrary compromises, but produced a very exact value for *pi* of 3.14159+, perfect to five decimal places.

Smyth could convince himself that it might be correct, by averaging actual measurements, but proof of the solar year theory rested on a precise measurement to within a fraction of an inch over a distance of hundreds of feet. **Literally the argument came down to a precision of one part in ten thousand**. Most were unwilling, or unable, to understand the subtleties of his argument, and Smyth's recourse to Biblical divine instruction as the explanation of its origin did not help his case. Smyth's case was further compromised, if that were possible, by his association with another Scotsman, **Robert Menzies**. Menzies propounded a theory that the passageways in the Great Pyramid represented a chronological map of time, and that a biblically based system of prophesy could be read from them at the scale of one Pyramid inch to one year.

A mechanical engineer named **William Petrie** became interested in the theories of Taylor and Smyth and set out to design instruments which would settle the matter once and for all. William Petrie spent over twenty years building the instruments without ever mounting the expedition. In 1880 his twenty six year old son, by then a professional surveyor named William Flinders Petrie, set off ahead of his father with the instruments. Though he could not remove the rubble, Petrie had his father's exceedingly accurate theodolite capable of reading a single second of a degree. **A second of a degree is described as the angle subtended by a dime at the distance of a mile**. Thus,

by means of vast numbers of triangulation readings taken over the whole of the Giza plateau Petrie was able to establish a set of measurements of the dimensions of the exterior of the Great Pyramid always accurate to within a quarter of an inch, and often to within a tenth of an inch. He described the Pyramid as, "a triumph of skill. Inside, Petrie's equipment allowed him to measure within 1/100th inch and when required, to within 1/1000th inch. He used sightings on the elongation of Polaris to measure the Descending Passage and found that it deviated from perfectly straight by only 1/50th inch in 150 feet, and by only 1/4 inch in 350 feet. Petrie found that the proportions of the King's Chamber are precisely governed by both *phi*, and by the:  $(2 - \sqrt{5} - 3)$  and  $(3 - 4 - 5)$  **Pythagorean triangles**. The floor plan as defined by the walls is 1 : 2, expressed as 10 x 20 cubits. The east and west end walls are 2 : sq root5, with a diagonal of 3, expressed as 10 x 11.18 cubits with a diagonal of 15 cubits. The diagonal of the room's volume is 25 cubits. Thus a triangle composed of the diagonal of the end wall, the long edge of the room, and the volumetric diagonal, has lengths 15, 20 and 25 cubits, or proportions **3 : 4 : 5**.

His greatest discovery, however, was that the corner sockets did not actually hold the corner stones of the Pyramid, but rather base paving stones upon which the casing stones rested. Therefore, the base of the pyramid should be measured at an elevation some twenty inches higher than previously thought, and the dimensions of its base were therefore smaller than had been thought by Smyth and Taylor (and by the French who had dismissed Jomard). Petrie came up with a figure for the base that he interpreted as being 440 of the smaller 20.63 inch cubits, which were also used for the dimensions of the Kings Chamber. **The height Petrie figured at 280 cubits**. While this spelled the end of Smyth's theory about the length of the perimeter being connected to the number of days in a year, it did confirm the connection to pi, because  $22/7 = 3.14286$ , which is a very good working approximation for *pi*. Following the completion of Petrie's survey in 1883, the scholarly community was only too happy to forget Smyth and Taylor, as they had never really paid any attention to them in the first place. Petrie became Sir Flinders Petrie, and it was to be his work alone that would be quoted with respect to the measurement of the Great Pyramid, as he rapidly became the most respected authority on the matter.

(Height of Pyramid in Cubits = 280

JainPi = Perimeter (P) divided by Double The Height (H).

Half Base = 220 cubits, therefore Perimeter = 8 x Half Base.

Check, does  $3.144... = (8 \times 220) \div 2 \times 280 = 1760 \div 560 = 3.142857...$

Its very close as 3.142857... is really 3 and 1/7 decimalized).

Proctor was inspired by a passage in the neo-Platonic philosopher Proclus's commentary on Plato's Timaeus, which mentioned that before the Great Pyramid was completed it was used as an **observatory**.

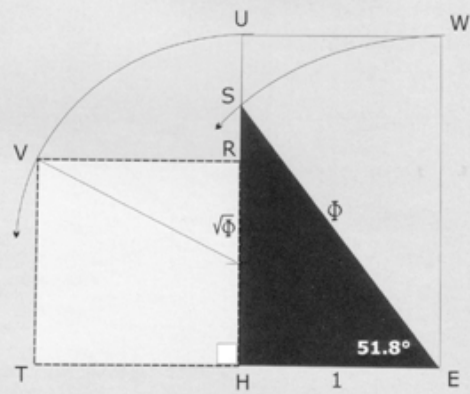
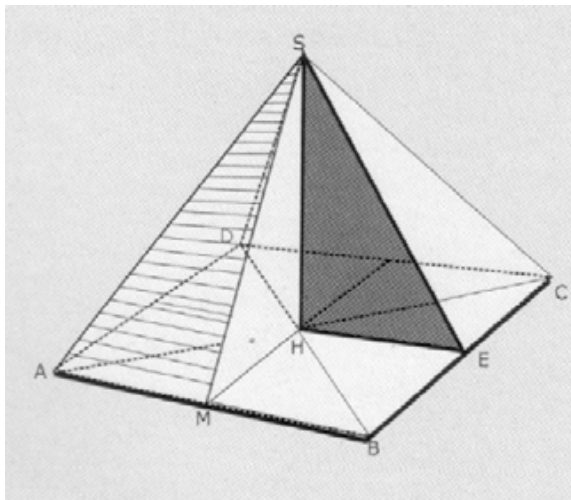
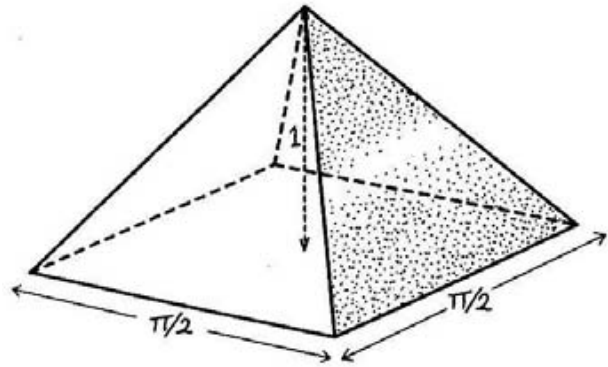
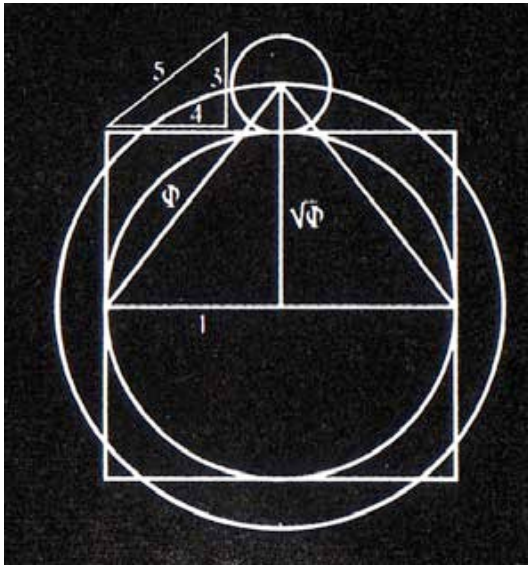
**In Search of a Plausible Model of Stellar Alignment:** Based on the calculated alignment of the southern air shaft of the Queen's Chamber with Sirius, and the southern air shafts of the King's Chamber with Zeta Orionis, c2450 BC, Robert Bauval dates the construction (of at least the upper portion) of the Great Pyramid to that period. He also claims that the northern air-shaft of the King's Chamber aligned with Alpha Draconis during that same period.

It has been pointed out repeatedly that the angle of the Descending Passage is very close to the diagonal of a double square,  $26^{\circ} 33' 54''$  (JAIN: the double square is what generates Root 5 essential for the derivation of  $\Phi = 1.618\dots$  and therefore critical for the derivation of JainPi since JainPi is based on  $\Phi$ ).

These are Stecchini's conclusions based on his analysis of Cole's data: The circumference of the base is equal to one half of one minute of a degree of latitude at the equator. The length of one side is also equal to the distance swept by the rotation of the earth at the latitude of the Pyramid in one second of time. The length of the **apothem**, which was equal to one tenth of a minute of a degree of latitude at the Pyramid, without its pyramidion (the smaller pyramidal cap that is currently missing), also gave the length of one tenth of a degree of latitude at the north pole by including the pyramidion. Values for intermediate latitudes might thus have been inscribed as marks ascending the pyramidion. **The common consensus ever since Petrie has been that the proportions of the Great Pyramid were as follows: 280 cubits high, with a 440 cubit base, giving a median triangle of 220 cubits, and an apothem of 356 cubits. These lengths give very nice approximations for both  $\pi$  and the golden mean  $\phi$ , because  $22 / 28$  approximates  $\pi / 4$  with  $\pi = 3 \frac{1}{7}$ , while  $356 / 220 = 89 / 55$  which is a very good Fibonacci approximation of the golden mean.**

**nb:** For a regular pyramid, which is a pyramid whose base is a regular polygon, the **apothem** is the slant height of a lateral face; that is, the shortest distance from apex to base on a given face.

After reviewing the opinions and work of the best of the Egyptian astronomical tradition: Sir Issac Newton, Sir John Hershel, and Sir Norman Lockyer, Neugebauer & Parker, Livio Catullo Stecchini, Robert Bauval, and even Schwaller de Lubicz, and finally, visiting the key sites myself, I believe the situation we are faced with is one in which it can be demonstrated that c2500 BC someone designed and oversaw the construction of an object, **the Great Pyramid, which encoded exceedingly accurate geodetic information along with profound geometric insight and subtlety.**



Let the fundamental square HTVR be, side = 1.

Draw  $HU = \Phi$ .

Draw the arc with H as center and  $HT = 1$  as radius intersecting TH at E.

On the perpendicular to UH, from point U, draw  $UW = 1$   
You have  $EW = \Phi$ .

Draw the arc with E as center and  $EW = \Phi$  as radius intersecting UH at S.

You have obtained the right triangle SHE that is right-angled at H.

Its characteristics are:

$$SE = \Phi, \quad HE = 1 \quad \text{and} \quad SH = \sqrt{\Phi}$$

Note: the angle of the apothem (ES) to the ground (angle SEH) is about  $51.8^\circ$ .

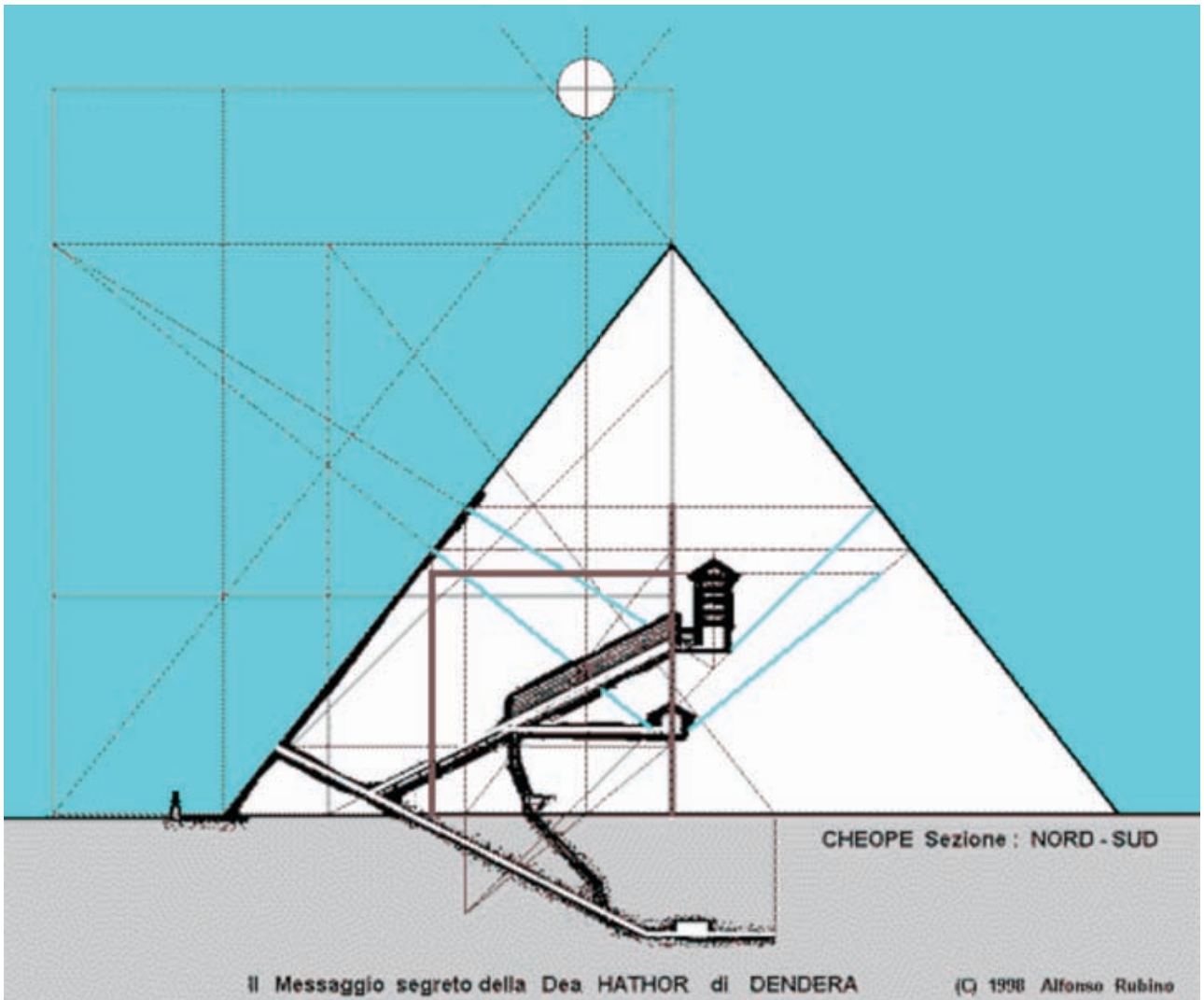
**Figure 12A-b:**

The Right Angled Phi Triangle "SHE" inside the Cheops Pyramid.


This is Plato's "Most Remarkable Triangle"

(Bottom 2 images taken from: **Geometry Of The Golden Section by Robert Vincent**).





**Figure 12A-b**  
The Cheops Pyramid,  
Showing the path of the Light Shafts



## APPENDIX 13


**JainPi (3.1446...) Is The SOLUTION To The  
4<sup>th</sup> POWER (4<sup>th</sup>-Dim) QUADRATIC EQUATION**

$$x^4 + 4^2x^2 - 4^4 = 0$$

Traditional Pi is considered Transcendental in that it can have no real or irrational roots to any known equation and that its decimal expansion is infinite without any known symmetry or patterning.

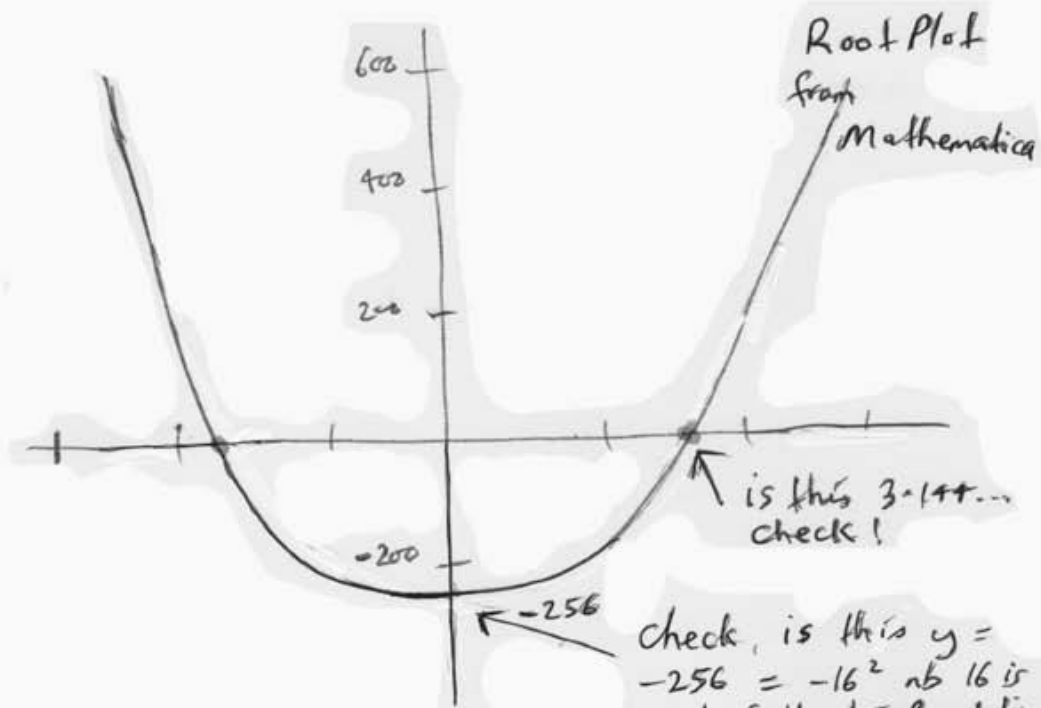
Yet surprisingly, here is 4<sup>th</sup> power equation whose roots or factors involve the Golden Mean irrational of Root 5.

Here is a unique graph on the next page, taken and copied from Mathematica, called the Root Plot showing where the curve of this 4<sup>th</sup> dimensional equation hits the x and y axes, thus determining the roots that solve this equation.



$$\text{Phi} = \Phi = \sqrt{\frac{5 + \sqrt{5}}{5 - \sqrt{5}}}$$

f/ JAIN  $\pi$   $C=3.144\dots$   
 $x^4 + 4^2 x^2 - 4^4 = 0$



$$x^4 + 16x^2 - 256 = 0$$

check, is this  $y = -256 = -16^2$  nb 16 is part of the JPI Revelation since Large Sq is divided in 16 sub-squares to reveal  $\phi$  proportions...

alternate Form is  
 [or  $x^2(x^2+16)=256$   
 Real Solution is

$$x^4 + 16x^2 = 256$$

$$(x^2 + 8)^2 - 320 = 0$$

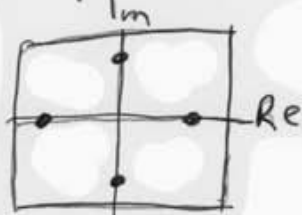
$$x \doteq 3.1446055110296931443\dots$$

$$x = -2\sqrt{2(\sqrt{5}-1)}$$

$$x = 2\sqrt{2(\sqrt{5}-1)}$$

\* nb: the 15th to 18th decimal = 3144 same as beginning! Very unusual property:

Complex Sol'ns



$$x = -2i\sqrt{2(1+\sqrt{5})}$$

$$x = 2i\sqrt{2(1+\sqrt{5})}$$

$$= 5.08808i$$

Figure 13A-a

The most secret 4<sup>th</sup> Dimensional Quartic Equation whose roots are JainPi = 3.144...  
 Graph copied by hand from Mathematica, but could not be found on the internet again!

The same equation can fancifully and correctly be written in alternate forms to show the predominance of the numbers 4, 16, 64 and 256, all of which are powers of 4 (being  $4^1$ ,  $4^2$ ,  $4^3$  &  $4^4$  respectively).

$$x^4 + 4^2x^2 - 4^4 = 0$$

$$x^4 + 16x^2 - 256 = 0$$

$$x^4 + 16x^2 = 256$$

$$x^2.(x^2 + 16) = 256$$

$$(x^2 + 8)^2 - 320 = 0$$

All these above forms are exactly the same formula.

The Real Solution is:

$$x = \pm 2 \sqrt{2(\sqrt{5}-1)}$$

therefore

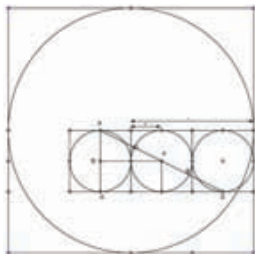
$$x = +ve 2 \sqrt{2(\sqrt{5}-1)} = +3.144... \text{ and or } \cdot$$

$$x = -ve 2 \sqrt{2(\sqrt{5}-1)} = -3.144...$$

You can see on the graph above, that if we let the equation  $x^4 + 16x^2 - 256 = 0 = y$ , we can substitute the value of  $x=0$  into to the equation to see where the curve hits the y axis: Therefore

$$y = -256$$

$$y = -16^2$$



Do you remember the diagram where the original unit circle and unit square were divided into 16 smaller cells or units. (see image here on left). Only division of Unity's Square into the magic number of 16 or  $4^2$  allowed the magic of Phi to appear in the geometry of the Circle.

We made  $x=0$ , now we can try making  $y=0$  which gives the original equation  $x^4 + 4^2x^2 - 4^4 = 0$  whose solution is  $x = +ve 2 \sqrt{2(\sqrt{5}-1)} = +3.144...$

This means that the place where the curve hits the horizontal x-axis must be  $+3.144\dots$  on the right hand side of the Origin or Zero Point, and  $-3.144\dots$  on the left hand side.

Just for the record, let us show the working out of how we derived  $x = \pm 2 \sqrt{2(\sqrt{5}-1)} = \pm 3.144\dots$

Since  $\sqrt{5} = 2.2360679\dots$  then

$$x = 2\sqrt{2(1.2360\dots)}$$

$$= 2\sqrt{2.4721359\dots}$$

$$= 2 \text{ times } 1.5723027555\dots$$

$$= \underline{\underline{3.14460551102969314427823434337183571809248823135089\dots}}$$

to 50 Decimal Places...

Isn't it extraordinary that the first 4 digits 3.144 repeat themselves at the 15<sup>th</sup> decimal place.

Just for the record, let us list the "Complex Solutions" which involve "i" (which is the square root of minus 1 aka  $\sqrt{-1}$ ).

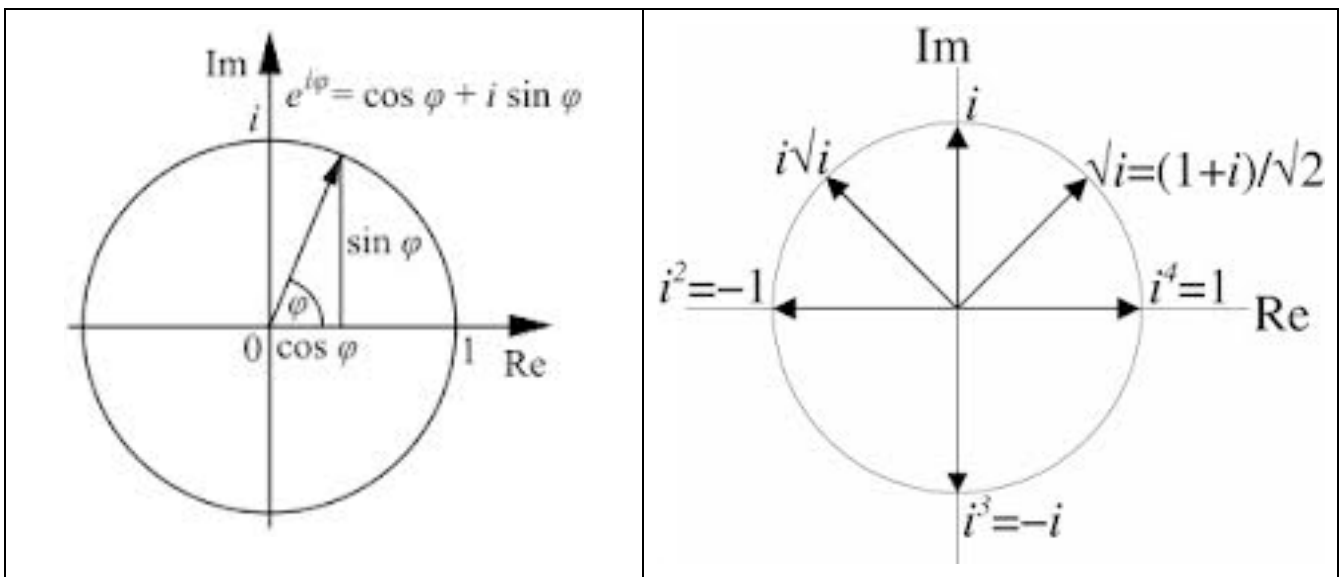


Figure 13A-b

The Real & Imaginary Axes

On the diagram above, "Re" = the Real Numbers and "Im" = the Imaginary Numbers. You may think of the Imaginary or Complex Numbers as a 90 degrees turn in space or on a 3-dimensional grid known as x,y,z axes. It's difficult to explain, but without complex numbers we could not navigate through space. On the diagram you can see that they are placed at 90 degrees apart.

Complex Solution is:

$x = \pm 2i \sqrt{2(1+\sqrt{5})}$  which is same as:

$x = -2i \sqrt{2(1+\sqrt{5})}$  and

$x = +2i \sqrt{2(1+\sqrt{5})}$ . The latter solution, being a positive number is:

$x = 5.08808i$

Again, just for record, let us show the working out, on the calculator how we got this number  $x = 5.08808i$ .

$$\begin{aligned}x &= 2i \sqrt{2(1+\sqrt{5})} \\ &= 2i \sqrt{2(3.236067\dots)} \\ &= 2i \sqrt{6.472135954999\dots} \\ &= 2i \text{ times } 2.54403929902\dots \\ &= 5.088078598\dots\end{aligned}$$

Now this is a remarkable and a very important number or harmonic in the future of deep space engineering, because  $= 5.088078598\dots =$  the multiplication of Phi and JainPi.

Mathematically written:

$\Phi \times J\pi = 5.088078598\dots$  Usually, we replace the "x" or times symbol with a dot, thus:

$\Phi.J\pi = 5.088078598\dots$  or simply, by removing the dot/times symbol:

$$\Phi J\pi = 5.088078598\dots$$

Thus the ancient Egyptian Pyramid of Cheops, Gizeh, held the secrets to space and time travel and grid engineering, embedded in stone in the vertical height of the pyramid and its slope height or apothem that contains Phi and embedded in the Perimeter of the Base divided by twice the Height that contains Pi.

These numbers listed above are the ancient and true harmonics of creation, so, just for the record we can record the above information of:

$\Phi J\pi = 5.088078598\dots$  by replacing JainPi or  $J\pi$  with just  $\pi$  or Traditional Pi giving a slightly different calculation of:

$\Phi\pi = 5.0832200\dots$  which is a major difference in accuracy and therefore slightly disharmonic... We seek only the highest and purest of frequencies, so traditional and awkward pi must be replaced by JainPi.

# APPENDIX 14

## PHI PI RELATIONSHIPS

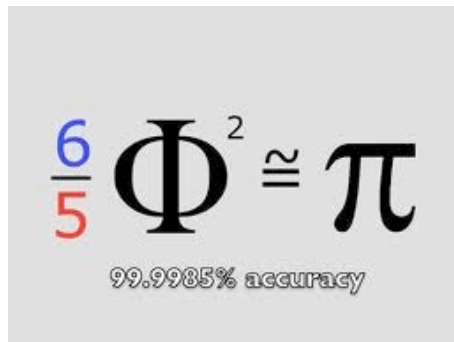
$\Phi$   $\pi$

Taken from [www.goldennumber.net](http://www.goldennumber.net)

See link: <http://goldennumber.net/pi-phi-fibonacci.htm>

The Product of Phi ( $\Phi$ ) and Pi ( $\pi$ ) can be found in GOLDEN GEOMETRIES:

$$1.618033988... \times 3.141592654... = 5.083203692...$$



$\frac{6}{5} \Phi^2 \approx \pi$   
99.9985% accuracy

In the book *Center of the Cyclone* by Dr. John C. Lilly he states:

“Discoveries of any great moment in mathematics... are seen to be extremely simple and obvious, and make everybody, including their discoverer, appear foolish for not having discovered them before.” Such is the nature of profound discovery.

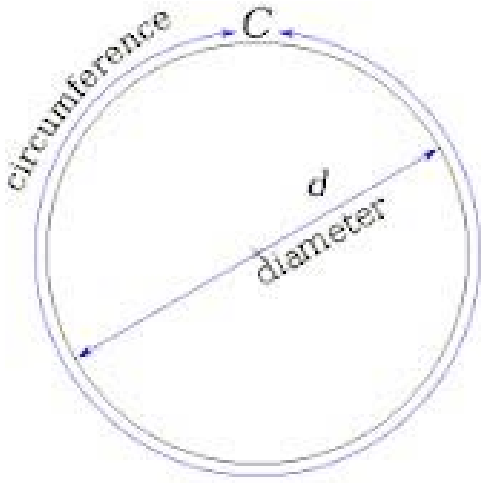
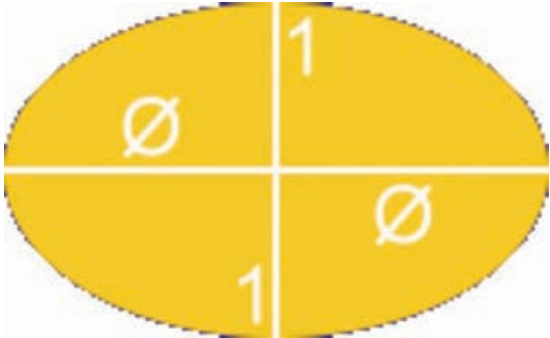
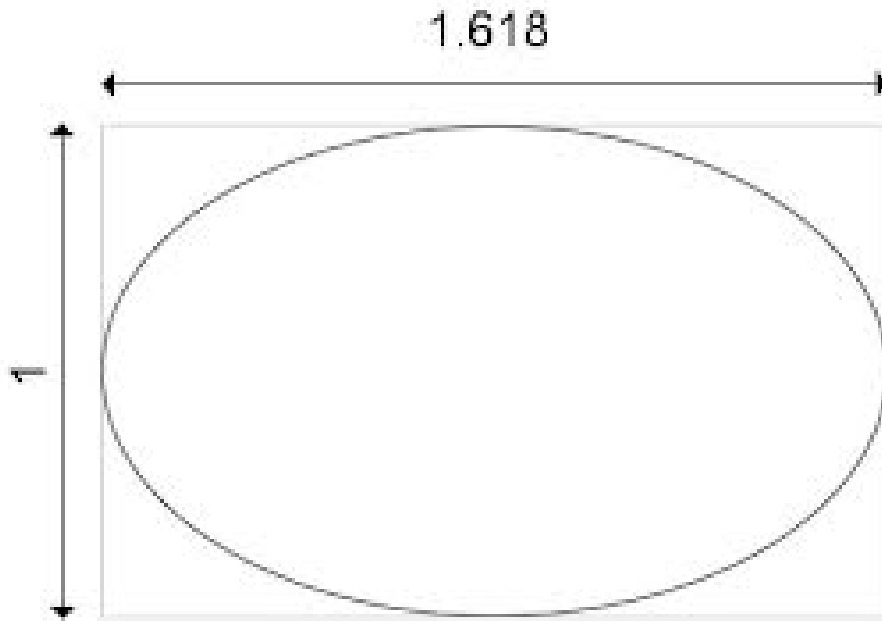
Golden Circle	Golden Ellipse
 <p>A diagram of a circle with a double-line border. A blue arrow labeled 'C' follows the outer circumference. A blue arrow labeled 'd' passes through the center from one side to the other, labeled 'diameter'.</p>	 <p>A yellow ellipse divided into four quadrants by a vertical and a horizontal white line. The top and bottom quadrants are labeled with the number '1'. The left and right quadrants are labeled with the Golden Ratio symbol (∅).</p>
<p>Circumference = <math>\pi \Phi</math> when Diameter = <math>\Phi</math></p>	<p>Area = <math>\pi \Phi</math></p>

Figure 14A-a

The Product of Phi ( $\Phi$ ) and Pi ( $\pi$ )  
can be found in GOLDEN GEOMETRIES





## Trigonometric functions relating Phi ( $\Phi$ ) and Pi ( $\pi$ )

Divide a  $360^\circ$  circle into 5 sections of  $72^\circ$  each and you get the five points of a pentagon, whose dimensions are all based on phi relationships.

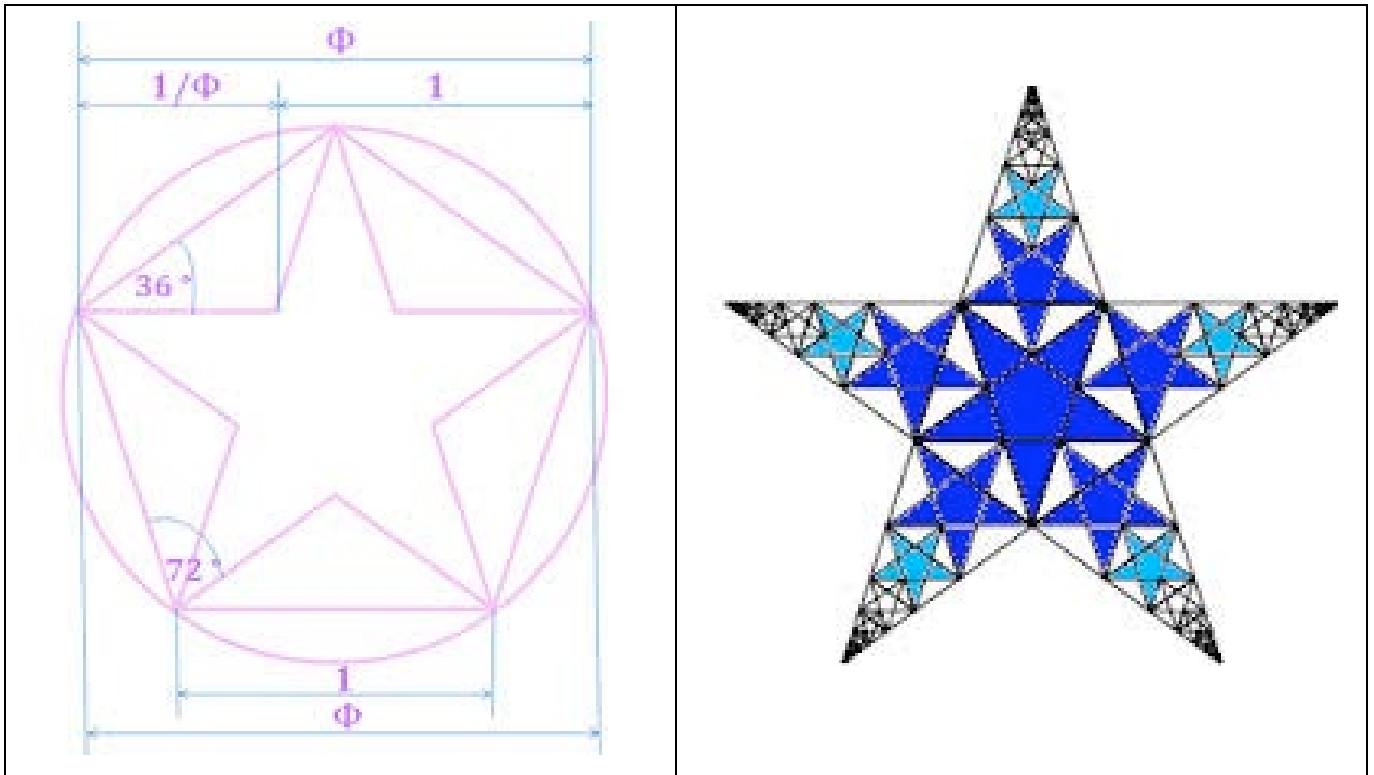


Figure 14A-b

### Phi relationships in the Pent Geometry

Accordingly, it shouldn't be too surprising that Phi, Pi and 5 (a Fibonacci number) can be related through trigonometry:

$$2 \cdot \cos\left(\frac{\pi}{5}\right) = \phi \quad \text{or} \quad 2 \cdot \sin\left(\frac{\pi}{5}\right) = \sqrt{3 - \phi}$$

Or, a much simpler way involving, contributed by Dale Lohr:

$$\pi = 5 \arccos(.5 \text{ Phi})$$

nb: The angle of  $.5 \text{ Phi}$  is 36 degrees, of which there are 10 in a circle or 5 of in Pi radians.

(nb: Above formulas expressed in radians, not degrees)

Phi can be expressed beautifully in terms of 5 and Root 5:

$$\Phi = \frac{\sqrt{5 + \sqrt{5}}}{\sqrt{5 - \sqrt{5}}}$$

also:

$$\Phi = 5^{.5} * .5 + .5$$

Phi = 5 to the Power of a half, times a half, then add a half. (anything raised to "the Power of a half" means its "square root").

Alex Williams, MD, points out that you can use the Phi and Fives relationship to express Pi as follows:

$$5 \arccos(((5^{(0.5)}) * 0.5) + 0.5) * 0.5) = \pi$$

(nb: the \* symbol above represents "Multiplication").

Robert Everest discovered that you can express Phi as a function of Pi and the numbers 1, 2, 3 and 5 of the Fibonacci series:

$$\Phi = 1 - 2 \cos (3 \pi / 5)$$

---

### Pi squared (p<sup>2</sup>) and 987

Pi squared ( $\pi^2$ ) is 9.8696..., which, if you round to 9.87 and ignore the decimals, is 987, the 17th number of the Fibonacci series. (Contributed by William Erman.)

---

### **More on the relationship of Phi squared and Pi**

If you're looking for other interesting ways to relate Phi and Pi,  $6/5 * \Phi^2 = 3.1416$ , which approximates pi. (Contributed by Steve Lautizar.)



If angle  $x$  is measured in radians then

$$\cos(x) = 1 - \frac{x^2}{2!} + \frac{x^4}{4!} - \frac{x^6}{6!} + \dots$$

$$\sin(x) = x - \frac{x^3}{3!} + \frac{x^5}{5!} - \frac{x^7}{7!} + \dots$$

Here,  $n!$  means the factorial of  $n$  which means the **product of all the whole numbers from 1 to  $n$** .

For example,  $4! = 1 \times 2 \times 3 \times 4 = 24$ .

So, using the particular angles above in  $\sin(\pi/10)$  and  $\cos(\pi/5)$  we have formulae for  $\phi$  and  $\Phi$  in terms of powers of  $\pi$  :



(Art by Jain, 1999, Multi-Dimensional Being)

$$\begin{aligned}
\Phi &= 2 \sin \left( \frac{\pi}{10} \right) \\
&= 2 \left( \frac{\pi}{10} - \frac{\pi^3}{10^3 3!} + \frac{\pi^5}{10^5 5!} - \frac{\pi^7}{10^7 7!} + \dots \right) \\
&= \frac{\pi}{5} - \frac{\pi^3}{3,000} + \frac{\pi^5}{6,000,000} - \frac{\pi^7}{25,200,000,000} + \dots
\end{aligned}$$

$$\begin{aligned}
\Phi &= 2 \cos \left( \frac{\pi}{5} \right) \\
&= 2 \left( 1 - \frac{\pi^2}{5^2 2!} + \frac{\pi^4}{5^4 4!} - \frac{\pi^6}{5^6 6!} + \dots \right) \\
&= 2 - \frac{\pi^2}{25} + \frac{\pi^4}{7,500} - \frac{\pi^6}{5,625,000} + \dots
\end{aligned}$$

In the upper formula, going to up to the  $\pi^9$  term only will give  $\phi$  to 9 decimal places whereas stopping at the  $\pi^8$  term in the lower formula will give  $\Phi$  to 7 decimal places.

These two formulae easily lend themselves as an iterative method for a computer program (i.e. using a loop) to compute  $\Phi$  and  $\phi$ . To compute the next term from the previous one, multiply it by  $(\pi/5)^2$  or by  $(\pi/10)^2$  for  $\phi$  and divide by two integers to update the factorial on the bottom, remembering to add the next term if the previous one was subtracted and vice versa. Finally multiply your number by 2.

You will need and an accurate value of  $\pi$ . Here is  $\pi$  to 40 decimal places:

$$\pi = 3.14159\ 26535\ 89793\ 23846\ 26433\ 83279\ 50288\ 41971\ \dots$$

$$\Phi = 1.61803\ 39887\ 49894\ 84820\ 45868\ 34365\ 63811\ 77203\ 09179\ \dots$$


# APPENDIX 15

## BUFFON'S NEEDLES & Reference to JainPi = 3.144...

### Buffon's needle

An early problem in geometrical probability (see **probability theory**) that was investigated experimentally in 1777 by the French naturalist and mathematician Comte Georges Louis de Buffon (1707–1788). It involves dropping a needle repeatedly onto a lined sheet of paper and finding the probability of the needle crossing one of the lines on the page. The result, surprisingly, is directly related to the value of **pi**.

Consider a simple case in which the lines are 1 cm apart and the needle is 1 cm in length. After many drops the probability of the needle lying across a line is found to be very close to  $2/\pi$ . Why? There are two variables: the distance from the center of the needle to the closest line,  $d$ ,



**Buffon's needle** Needles are dropped randomly onto a lined surface.

(This image and text was scanned from Darling's: "The Universal Book Of Mathematics", an excellent visual dictionary of mathematical terms).

which can vary between 0 and 0.5 cm, and the angle,  $\theta$ , at which the needle falls with respect to the lines, which can vary between 0 and 180°. The needle will hit a line if  $d \leq \frac{1}{2} \sin \theta$ . In a plot of  $d$  against  $\frac{1}{2} \sin \theta$ , the values on or below the curve represent a hit; thus, the probability of a success is the ratio of the area below the curve to the area of entire rectangle. The area below the curve is given by the integral of  $\frac{1}{2} \sin \theta$  from 0 to  $\pi$ , which is 1. The area of the rectangle is  $\pi/2$ . So, the probability of a hit is  $1/(\pi/2)$  or  $2/\pi$  (about 0.637). Dropping a needle many times onto lined paper gives an interesting (but slow) way to find  $\pi$ . This kind of probabilistic means of performing calculations is the basis of a technique known as the **Monte Carlo method**.

In a typical diagram, where 1,000 needles are dropped (between equally spaced lines and this distance is the same length as the needle), it occurs that 636 needles cross a line. And that 636 out of 1,000 is somehow related to JainPi.


We can jump the gun and state right away that  $2 \div .636 = 3.14465408805031...$  so how did we get this important boundary value for  $N=2$ .

We let  $N$  = the spacing and needle length, and make the leftmost end the point of reference. In this diagram, they are the same at 1 cm distance. Let the angle between the line and the needle be  $\Theta$  or  $\theta$ . If  $\theta$  is the angle of the needle relative to the grid lines, then by definition of the sine function, the right needle end is  $N \sin \theta$ . From 0 to  $\pi = 2N$ . We can estimate  $\pi$  and get  $\pi = 2 \div 'p'$  (by the probability number like 636 out of the 1,000 throws). Continued next page:

(This text info, above and on the next page, was sourced from [www.DelphiForFun.org](http://www.DelphiForFun.org) from Gary Darby's internet posting in 2005.

This is assumed for uniform distribution, the probability of the needle crossing is exactly the area under the curve divided by the total area inside of the plot rectangle. The area of the rectangle is  $N \cdot \pi$  and the area under the curve is the definite integral of  $N \sin \theta$  from 0 to  $\pi$ . Any trigonometry book will tell you that:

$$N \sin \theta = N(-\cos(\pi) - (-\cos(0))) = N(-(-1) - (-1)) = 2N$$

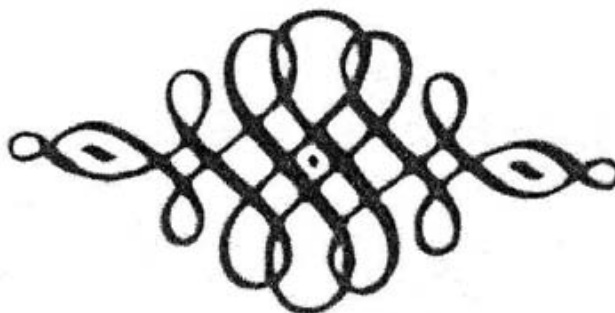


*Square containing circle:*  
 area of square, 4  
 area of circle,  $\pi$

Another way to arrive at the important number 2 (since the above integral formula is difficult to understand) is to visualize another picture, where we don't need to understand the integral formula, and that is by throwing darts. (The "2" that we are seeking will be a 2x2 square around the circle, shown in the diagram on the left, where the circle is really the dart-board. Thus a simpler application of the same concept throws darts at a square with an inscribed circle. If the square is  $2r$  on a side, the probability ( $p$ ) of hitting the circle is the circle area divided by the square area:

$$p = \frac{\pi \cdot r^2}{4r^2} = \frac{\pi}{4} \text{ or given our estimate for } p \text{ (the 636 hits out of the 1,000 dart throws) we get } \pi = 4p = 4 \cdot (\text{circle hits} \div \text{total darts thrown}).$$

So this is how we arrived at 3.144... because the square of 2x2 received 636 darts landing in the circle thus  $2 \div .636 = 3.144...$



# APPENDIX 16

## JAINPI To 1,000 DECIMAL PLACES

Here is Jain Pi to 1000 decimal places just in case you have not already calculated this.

$4 / \sqrt{\phi} = \text{"Jain" Pi truncated to 1000 decimal places.}$

Calculated by calculating  $\sqrt{\phi}$  to 1006 significant digits, dividing 4 by  $\sqrt{\phi}$  carried out to 1006 significant digits, then truncating that quotient to 1001 significant digits, which is equivalent to 1000 decimal places.

Calculating to 1006 significant digits ensures the elimination of rounding error in the 1001st least significant digit position during the division operation.

3.

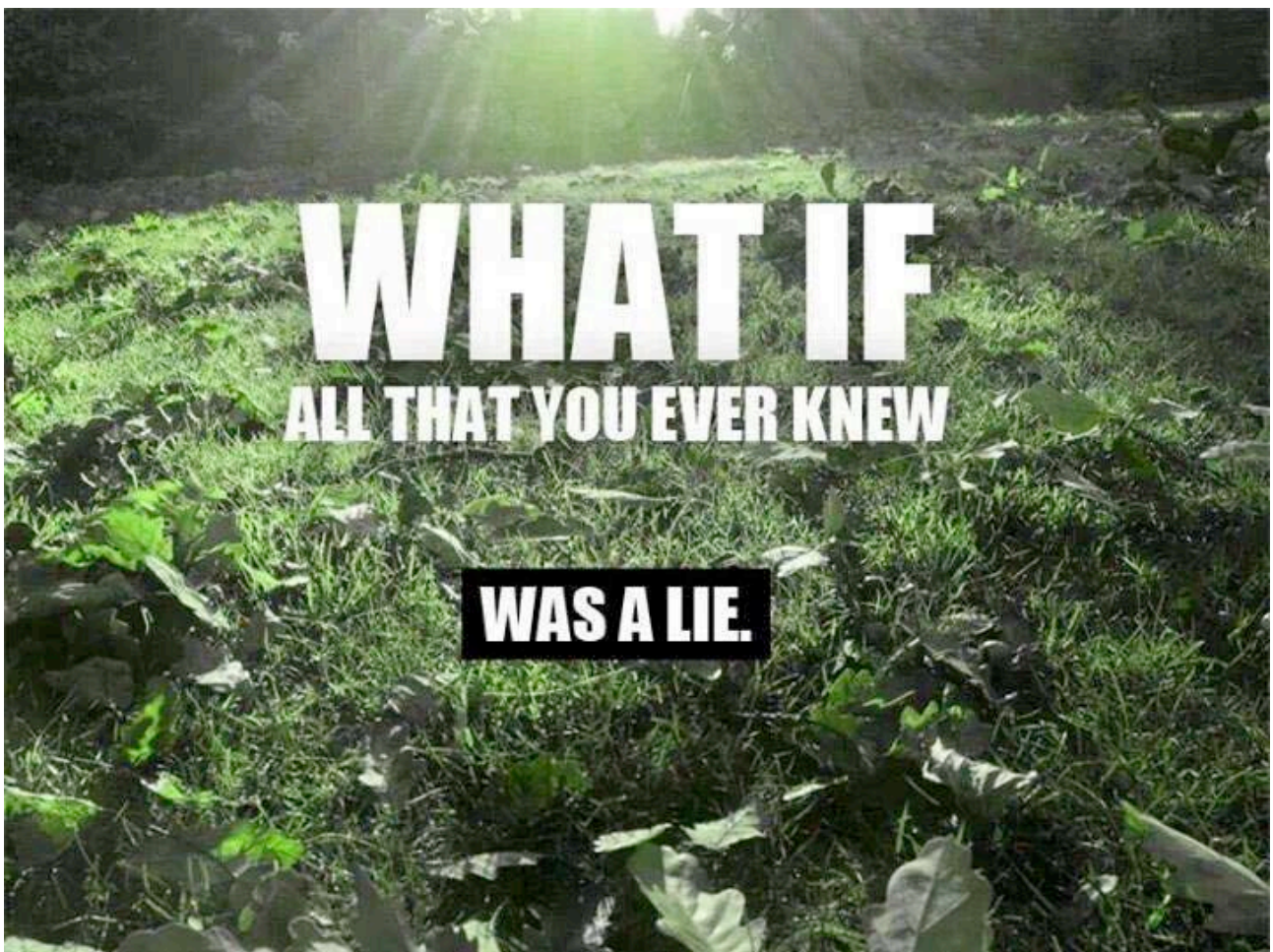
14460551102969314427823434337183571809248823135089295065  
96078804047281904892436548476515566340325422595160489765  
78445223501841481884772101458001123845353165996996312394  
46143308956024472240138513731315019765132501688867186247  
03787313359434961827623424884419929696155384972370055738  
35522346890745364169801420436964094381746326945377266339  
54143989037097479242491578892978023339064417670841722688  
27515380592173997026423023851194242244081992685573437499  
65798794461123891101610755138720735828165757218188328351  
63361391590239923536946900248451700445169927819854537616  
60350519720800718970644071409668757828437246633219026822  
34002540772535382152663792267036985390854761645243692195  
32321073310447355259498023116536602160672047637738097925  
92558234876801085351187469338952701406443781568048374310  
66407722340413995234391718556286106624017597666935764576  
54807513114186979169507365131852819274263669789734848841  
46736468201663051035828968367940082442276210780785802770  
252790792921943126282608098219773061432750203769...

nb: There are 55 decimals on each line below... and 18 full lines, therefore  $55 \times 18 = 990$  and 10 decimals on last line = total of 1000 digits.



Thanks to Chuck Rateike who emailed this to me...

nb: (if you have the ebook version of this book, notice in red print, the four ones or 4 aces in a vertical line, and the various horizontal triples. If you only have the physical book, I have underlined these "rep digits" etc. 'Rep' means 'Repeating'. Jain)



## APPENDIX 17

### EUDEMUS OF RHODES' REFERENCE TO JAINPI

I am highlighting in bold a special reference to JAIN PI regarding historical reference to the false polygon method that did not account for the area under the curve. It was proposed by Eudemus around BC300, the famous student of Aristotle who said:

**Antiphon the Sophist** believed that inscribing regular polygons within a circle and doubling the number of sides will eventually fill up the area of the circle, and since a polygon can be squared, it means the circle can be squared. Even then there were skeptics –

**Eudemus argued that magnitudes cannot be divided up without limit, so the area of the circle will never be used up. The problem was even mentioned in Aristophanes's play – "The Birds".**

**Eudemus of Rhodes, From Wikipedia, the free encyclopedia**

*Eudemus is also the name of a general of Alexander the Great (died 316 BC).*

**Eudemus of Rhodes** (Greek: Ευδημος) was an ancient Greek philosopher, and first historian of science who lived from ca. 370 BC until ca. 300 BC. He was one of Aristotle's most important pupils, editing his teacher's work and making it more easily accessible. Eudemus' nephew, Pasicles, was also credited with editing Aristotle's works.

#### Life:

Eudemus was born on the isle of Rhodes, but spent a large part of his life in Athens, where he studied philosophy at Aristotle's Peripatetic School. Eudemus's collaboration with Aristotle was long-lasting and close, and he was generally considered to be one of Aristotle's most brilliant pupils: he and Theophrastus of Lesbos were regularly called not Aristotle's "disciples", but his "companions" (ἑταῖροι).

It seems that Theophrastus was the greater genius of the two, continuing Aristotle's studies in a wide range of areas. Although Eudemus too conducted original research, his forte lay in systematizing Aristotle's philosophical legacy, and in a clever didactical presentation of his teacher's ideas. Later authors who wrote commentaries on Aristotle often made good use of Eudemus's preliminary work. It is for this reason that, though Eudemus's writings themselves are not extant, we know many citations and testimonia regarding his work, and are thus able to build up a picture of him and his work.

Aristotle, shortly before his death in 322 BC, designated Theophrastus to be his successor as head of the Peripatetic School. Eudemus then returned to Rhodes, where he founded his own philosophical school, continued his own philosophical research, and went on editing Aristotle's work.

## Historian of Science:

At the insistence of Aristotle, Eudemus wrote histories of Greek mathematics and astronomy. Though only fragments of these have survived, included in the works of later authors, their value is immense. It is only because later authors used Eudemus's writings that we still are informed about the early history and development of Greek science. In his historical writings Eudemus showed how the purely practically oriented knowledge and skills that earlier peoples such as the Egyptians and the Babylonians had known, were by the Greeks given a theoretical basis, and built into a coherent and comprehensive philosophical building.

- As regards his *History of Arithmetics* (Αριθμητική ιστορία) we only have the tiniest bit of information: there is only one testimonium, saying that Eudemus mentions the discovery by the Pythagoreans that it is possible to connect musical intervals with integer numbers.
- Eudemus's *History of Geometry* (Γεωμετρική ιστορία) is mentioned by many more writers, including Proclus, Simplicius, and Pappus of Alexandria. From them we know that the book treated the work by, among others, Thales of Miletus, the Pythagoreans, Oenopides of Chios, and Hippocrates of Chios. Among the topics Eudemus discussed were the discovery of geometrical theorems and constructions (systematized in Eudemus's days by Euclid in his *Elements*), and the classical problems of Greek geometry, such as the quadrature of the circle and the duplication of the cube.
- We know quite a lot too about Eudemus's *History of Astronomy* (Αστρολογική ιστορία), from sources such as Theon of Smyrna, Simplicius, Diogenes Laërtius, Clement of Alexandria, and others. Building upon those data we can reconstruct with some accuracy the astronomical discoveries that were made in Greece between 600 and 350 BC, as well as the theories that were developed in that period regarding the earth, solar and lunar eclipses, the movements of the heavenly bodies, etcetera. Philosophers and astronomers treated by Eudemus include Thales, Anaximander, Anaximenes, Oenopides, Eudoxus, and others.

## Editor of Aristotle's Work:

Eudemus, Theophrastus, and other pupils of Aristotle took care that the intellectual heritage of their master after his death would remain accessible in a reliable form, by recording it in a long series of publications. These were based on Aristotle's writings, their own lecture notes, personal recollections, etcetera.

Thus one of Aristotle's writings is still called the *Eudemian Ethics*, probably because it was Eudemus who edited (though very lightly) this text. More important, Eudemus wrote a number of influential books that clarified Aristotle's works:

- Eudemus's *Physics* (Φυσικά) was a compact, and more didactical version of Aristotle's homonymous work.
- Eudemus wrote two or three books dealing with logics (*Analytics* and *Categories* (possibly the same book), and *On Discourse* (Περί λεξεως)), which probably expounded Aristotle's ideas.
- Finally, a geometrical work, *On The Angle* (Περί γωνίας).
- A comparison between the Eudemus fragments and their corresponding parts in the works of Aristotle shows that Eudemus was a gifted teacher: he systematizes subject matter, leaves out digressions that distract from the main theme, adds specific examples to illustrate abstract statements, formulates in catching phrases, and occasionally inserts a joke to keep the reader attentive.

## A P P E N D I X 18

### EMAIL From JAPASETA: REFERENCE To JAINPI

**Square Root of (16/Phi) = 3.144...**

$$\text{Or } J\pi = \sqrt{16 \div \phi}$$

Hi **Japaseta**,

I like the way you express the true value of Pi 3.144

by squaring the fraction of 4/(root of phi) giving the expression:

Square Root of (16/Phi)

$$\text{Or } J\pi = \sqrt{16 \div \phi}$$

That's really cool,

Can you send me the value of 3.144... to as many decimals as possible,  
using the wolfram site,

or were you giving me this link so I could do it myself,  
would prefer you can send the result.

Would love to use this precise value in one of my next books on The True  
Value of Pi: The Book Of Phi, volume 8.

Thanks again,

**Jain 108**

**Square root of (16/phi) = 3.144...**

Re: Instant Request from [www.jainmathemagics.com](http://www.jainmathemagics.com)

Japaseta comment on Jain Pi

On 13/06/11 9:22 PM, Japaseta wrote:

Instant Request from [www.jainmathemagics.com](http://www.jainmathemagics.com)

\*\*\*\*\*

Name - Japaseta

Email Address - plastik@dlc.fi

Urgency - Low

Contact Option - Email

MESSAGE FROM CONTACT US PAGE

\*\*\*\*\*

sqrt(16/(12446668649357930058281560055891430960222  
 36302705537193166716344690085611761/769246427201  
 094785080787978422393713094534885688979999504447  
 628313150135520))

Regards Japaseta.

I (Jain) received this cryptic set of numbers, and am rewriting them again so that the symbol above for division “/” can be clearly seen:

Jain Pi =

Square Root (16 ÷

(1244666864935793005828156005589143096022236302705537193166716344690085611761 ÷  
 769246427201094785080787978422393713094534885688979999504447628313150135520)

ie: sqrt of (sweet 16 rays of sun divided by Phi (calculated from subsequent fibonacci numbers - in this case fib360 and fib 361)

which means:  $J\pi = \sqrt{16 \div (\text{Fib}361 \div \text{Fib}360)}$

$\phi = \frac{\text{Fib } 361}{\text{Fib } 360}$

Check out <http://www.wolframalpha.com/input/> JAINPI = sqrt[16 ÷  
 (124466686493579300582815600558914309602223630270553  
 7193166716344690085611761) ÷  
 (769246427201094785080787978422393713094534885688979  
 999504447628313150135520)

\*\*\*\*\* END OF MESSAGE

Hi **Japaseta**,

Thanks for the big fibonacci numbers 360 and 361, I will add it to my files.  
 What was the enquiry about, square root of 16 divided by Phi sounds very interesting,  
 were you just alerting me to the wolfram site which is excellent.  
 If so, thanks again, and keep in touch.  
 Are you from Finland?

Regards **Jain 108**

Just for the record, here are the 3 saved images of the above calculations that Japasetta sent to me:

Image 1:

Formula involving square roots and division of Fibonacci numbers.

$$\sqrt{(16/1244666864935793005828156005589143096022236302705 \dots)} \\ \sqrt{(537193166716344690085611761 / 769246427201094785080787978422393713094534885688 \dots)} \\ \sqrt{(979999504447628313150135520)}$$

Image 2: JainPi correct to 58 dp.

3.1446055110296931442782343433718357180924882313508929506596...

Image 3: JainPi correct to 114 dp.

3.144605511029693144278234343371835718092488231350892950659607880404728190489243654847651556634032542259516048976578...

Image 4: JainPi correct to 108 dp.

3.  
144605511029693144278234343371835718092488231350892950659607880404728190489243654847651556634032542259516048...

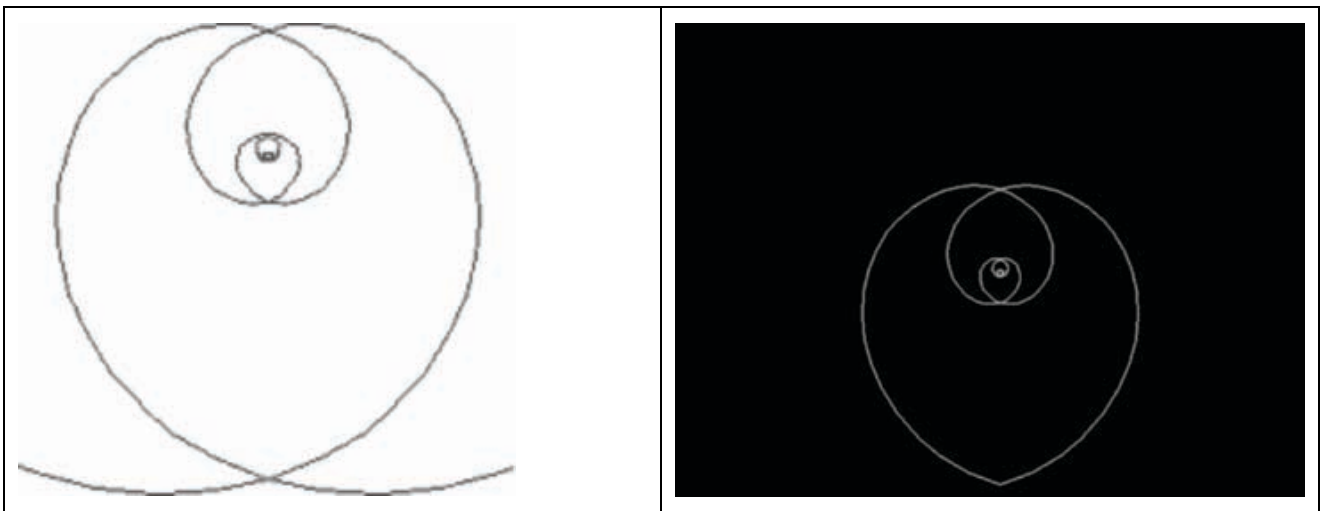
or written in sets of 12 decimals since  $12 \times 9 = 108$ :

3.  
144605511029  
693144278234  
343371835718  
092488231350  
892950659607  
880404728190  
489243654847  
651556634032  
542259516048...



an "Area Under The Curve", even in the microscopic or nano-technological zooming in to the sub-atomic particle size... Without this current and brilliant knowledge of self-recursive fractality, we can not prove that Jain Pi = 3.144...

Here is the famous diagram that Dan Winter submitted to the mathematical world, that the more we zoom in on the doubled or mirror-imaged phi spiral appearing like the love heart, shown below, the more we can see the same heart within the heart within the heart, it appears to never end, approaches infinity, is not self-destroyed nor lost, its wavelengths immortal.



**Fig A?-a**

**The Heart Zoom Fractal"**

**The Heart Within The Heart Within The Heart ∞**

Obviously, the diagram above is only a shadow of the real animation, so what is required at the proposed international conferences that I am structuring now, known as: "IS Pi A LIE?" that many key-note speakers, those whose names are listed here, like Robert Lawlor, Dan Winter, Bruce Rawles, Aya Schiff, Prof Stefanides, Mr Reddivari, David Wilcock, Nathan Jolly, Los Alamos nuclear physicists, Randy Masters, Stan Tenen, Drunvalo Melchizedek, Patrick Flanagan, Gary Meisner, Nassim Harramein, Jonathan Quintin, Michael Lamb, Marko Rodin & Friends etc will have the privileged opportunity to explain the vortex mathematics of Root Phi. (see the end of this book for all respective websites).

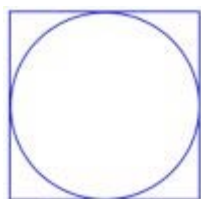
If you have access to the internet, you can see this most controversial and relevant animation on fractality, where our focus is on the 2 phi spirals forming the heart shape. As we keep zooming into the Eye of the Spiral, the same image keeps appearing, keeps recurring without any self-destruction or loss of wavelengths, immortality of the Area Under The Curve survives.



If this is true, if Fractality, not Fractionality, is true, then Pi must be a fraction more than what we thought it was, that the books for 3 thousand years, are in error. The mathematicians from the past, believed that the error would disappear, (false Polygonal Method of Exhaustion or Limits), that the millions of straight-edged polygonal sides would annihilate any remainder of area under the curve, that it would magically disappear. This is the biggest academic error in the history of man and woman. If Pi is wrong, whether or not it is a conspiracy or a genuine error, it means that the physical world is operating with a disharmonic value of Pi, meaning that our understanding of the Heaven (Circle) and Earth (Square) relationship is not really understood. And it all depends on our current theories of Fractality: that only the Phi Ratio of 1:1.618033988..., expressed by the sacred Pentacle, is the key to understanding infinity. This is summarized by the Square Root of 5, whereas Mr Reddy's works are based only on the Root of 2, based on the diagonal of the Unity Square. Our Root 5 is based on the Double Unity Square.

### So what is Pi?

Pi is really the relationship of the Circle to the Inscribed Square. If the Square's side is 1, the diagonal of the Square is Root 2 or 1.41421356... (the 3 dots, wherever you see them, represents that the decimal number keeps going on to infinity). And this Root 2 diagonal then becomes the diameter of the Circle, as the Circle is naturally nested within the Square.



Circle is Infinite = Spirit = zero = bindu, the all and nothing.  
 Square is Limited = Earth = structure = form = crystallization = boundaries = the number 4, the basic building block of creation.

The relationship of Circle to Square (or Pi), is really the connection between Heaven and Earth.

Today there are two conflicting schools of thought utilizing this Heaven & Earth relationship in living architecture:

1 - Chinese Feng Shui, literally means Wind/Water, loves the snaking of energy as it comes into the home, meandering in and contacting water fountains, mirrors to disperse harmony to all areas of the homes, it does not like 90 degree angles or corners. Whereas,

2 - Vedic or Indian Vastu, does the opposite, and desires this sacred chi to flow through the main diagonals and axis of the home, rushing through the center and the cross of the central hallway of your home or temple.

Both systems agree that our ancient forbears knew this precise relationship of Circle to Square as a Harmonic of Phi (1 + Root 5) divided by 2 equalling 1.618..., which is the mathematics of where the elbow bends, of flowers and

planets and dna. This Living Mathematics of Nature, is therefore the key to understanding the True Value of Pi, which is based on the Square Root of Phi. Jain's Pi therefore is an intuitive equation that combines Pi and Phi, and is tangible in only one known 3-Dimensional structure which is the Cheop's Pyramid of Egypt that hints at the mathematics of how Light expresses itself in pyramidal ray forms.

This Jain Pi value of 3.144... was guarded knowledge, since if you knew the true harmonic value of circle to square, you knew how to get into the crack between the dimensions and time travel, plus its secret use in military frequency manipulation was a factor that contributed to the fall of Atlantis, as inventors forgot one thing: that the quality of any invention is only as good as the inventor's consciousness, thus if you desired to use sacred geometry for ill purposes, it would only amplify that illness and bring disharmony. So the key to Jain Pi value is that it served those only with **Pure Intent!**

Have another look at the meaning of these numbers:

**JainPi = 3 . 1 4 4 6 0 5 5 1 1 0 2 9 6 9 3 1 4 4 . . .**

What does it really mean?

Starting from the Left to the Right:

- The "3" = a whole number = Macrocosm
- The first decimal "1" =  $1/10^{\text{th}}$  (one-tenth) of Unity
- The second decimal "4" =  $1/100^{\text{th}}$  of Unity
- The third decimal "4" =  $1/1,000^{\text{th}}$  of Unity
- The fourth decimal "6" =  $1/10,000^{\text{th}}$  of Unity
- etc till you get to say the 9th decimal "1" which is one billionth of unity
- Followed by the 12<sup>th</sup> decimal "9" which is one trillionth of unity which begins to approach the microcosm, the nanometry of sub-atomic reality, realized because we understood true fractality.

Understanding the circle-square phenomenon teaches us the true value of Pi which teaches us How To Travel!, how to maximize and minimize efficiently, without getting destroyed in the process as we are correctly or harmonically joined to both the large wave and the short wave, the centre of the Torus or 4<sup>th</sup> dimensional imploded sphere.

"." Dot is the Now point,

and our radius is consciousness expanding or exploring self.

Circle is 2-Dimensional reality.

Sphere is 3-Dimensional reality.

Torus or Doughnut Domain is 4th-Dimensional reality.

Understanding Pi is understanding the natural progression of the dimensions, which do not really exist, as there are no dimensions in the Now, or Bindu Centre.

Thus the eternal quest for the true value of Pi is the quest for bridging the worlds or Time Travel, connecting Macrocosm (universe) to the Microcosm, (dna). It is like the shaman who knows how to merge with the big tornado, approaching him-her and ready to destroy him-her, but he-she survives as he-she knows how to embed himherself as a small tornado within the larger tornado, like Dan Winter's Heart Zoom animation, thus learning how to steer himherself to survival, to immortality, by embracing the Pyramidal/Vortex Mathematics of combined Phi/Pi. This is done naturally, without any thinking, as we already are this Knowledge, we have already internalized this ancient science when our original toroidal shaped embryos at 512 cell division already learnt implosive technology. Steering from Within; Internal Biological Merkabah versus external Merkabah of the machine & technology.

Thus this submission: Jain Pi = 3.144... is a clear statement that I am here to reMind students of the grandest of all mathematical enquiries and that is what I call the INTUITIVE MATHEMATICS. I intuit that the true value of Pi is based on the Pentagon or Pentacle, (to reMind is therefore to rePent) on Phi Fractal Compression, the secret of all the Ages. Rather than stating that "We have been Lied to", I put it to the international community to start the sponsoring of these forums and discussions at my conferences: "Is Pi A Lie" posing it as a question, not a fact, not saying it is a lie, but an invitation to all the best western and eastern mathematicians to examine this most important query. As an embrace, rather than an attack, as we are here to learn from one another, and put the facts down on the table. What I mean by this, is that if I asked any western mathematician to show me that  $\text{Pi} = 3.141592\dots$  the traditional value of Pi aka Legacy Pi, they can not show me, they only believed the computer that spoon fed this knowledge, but they can not show you with pen and paper.

At least Mr Reddy can show you 60 different proofs based on root 2 on how he arrived at  $\text{Pi} = 3.146644\dots$  (even though I don't understand how he got that precise value, its not shareable nor teachable, but his enquiry was pure, and has inspired others like myself to quest for the truth in the face of rusty, fundamental errors thousands of years old).

And I base my work on flowers, that the Merkabah is the science of counter-rotating fields, like the face or floret of the sunflower that has 21 spirals going one way and 34 going the other way. If the seeds were in equal spin, that is if the seeds were spiraling 24 this way and 24 the other way, the seeds would fall out. Thus Nature adopts what I call Perfect Compression based on Phi valued at 1.618033988... and this is the master key to tapping into Pi.

Why do you think they have demonized the Pentacle?

Perhaps to create Fear which inhibits travel.

The dumbing down of society, being spoon-fed a factory-style mathematics based on the Machine or Electronic Calculator that does the thinking for you.

Why do you think Vedic Mathematics has been hidden from You, because if we taught Rapid Mental Calculation based on 16 ancient Sutras or Formulae, we would create a race of geniuses, and we cant have that, can we!

So we better not teach the Vedas, that were written on the Rays of the Sun, to advance humanity.

What if the Mathematics of Flowers had a secret based on the recursion of the 108 frequency (Jain's Phi Code) and that a whole Vedic Culture worships this number without any mathematical or scientific knowledge, that is, why do the Indians revere the number 108, almost blindly. Is there some memory of lost knowledge about this number, stored in their dna, that 108 is sacred. It is not that the Vedic citizens are mindless nor ignorant of this most anointed number, this mathematical plum, it is because "They Know" or "They Intuit" that it is sacred. It is ancient knowledge. They "trust" that their forebears have delivered in tact this heart zoom.

I Jain, know, without any doubt, as Mathematics can not lie, that I have tapped into this Celestial Transcript, and offer it freely to the world, as the definition of Fractal Phi Compression, comes back to one simple summary, one synopsis, one word:

"SHARING"

So you might think that if the military "Haarp" technologies got hold of this rare and lost knowledge they might not use it's frequencies wisely or correctly, that is, they would abuse it to make us all slaves by satellite mind control. But have no fear, as their universities are based on fear, and our evolving multi-versities are based on Love and Intent. The plutocracies or oligarchies that enslave the world with factory style mathematics already know the true value of Jain Pi; Nasa are already

using it, in their moon-landings (if they ever really happened!) etc It is nothing new, there is no copyright on it as it is public domain, universal knowledge. Its about us to wake up and to tune it to the facts.

I make another important contribution, stating that in our global affairs, a hierarchy can not exist if the citizens are endowed with the sacred geometry of phi and torus-based consciousness.

My purpose in this brief article, is to introduce public forums on this most controversial debate:

**“IS PI A LIE ? CONFERENCES”**

as in the times of Socrates where Philosophy (“Philos” = greek word for “Love” and “Sophy” = Wisdom) was openly debated and shared, if not welcomed.

These regular international conferences are about Globalization (Fibonaccization) of East and West, let the western mathematicians share their understanding of Pi (they can not prove that  $\text{Pi} = 3.1415\dots$ , they rely only on buttons being pushed). And let the numerous Mr Reddys of the East step forward and refute all the fallacies about western Pi (though Mr Reddy insists on not going public, nor acquiring fame or wealth, which is a very cautious tactic).

Thus it is up to us, to you and me to start manifesting these conferences from ideas into reality.



**JAIN 108 MATHEMAGICS**

**jain@jainmathemagics.com**

**www.jainmathemagics.com**

pob 729, Mullumbimby, NSW, 2482. Australia

[http://www.youtube.com/watch?v=ZuiQkn\\_d1Ro](http://www.youtube.com/watch?v=ZuiQkn_d1Ro)

## APPENDIX 20

### Nathan Jolly's Article on JainPi Sent To Monash University

#### ARTICLE SENT TO MONASH UNI ON TRUE VALUE OF PI and "ANGLES STORE ENERGY"

— Forwarded message —

From: **Nathan Jolly** <nathan.jolly@monash.edu>  
Date: Fri, Apr 26, 2013 at 1:51 PM  
Subject: Trigonometric Trailblazing: An Open Letter  
To: Maths Postgrads <sci-maths-postgrad-l@monash.edu>, Mathematics Users - All <sci-maths-academics-l@monash.edu>  
Cc: nathanjamesjolly@gmail.com  
Cc: jain@jainmathemagics.com

Hi All,

I have never spammed the entire department, and I don't expect to do so again. The only reason I do it now is because I have some food for thought which I believe applies to all in our field.

The trigonometric functions (sin, cos, tan) are not the easiest fellows to work with. They provide a Rosetta Stone, or a link, between the angles of a triangle and the ratios of its side lengths. In short, they translate the world of the round (using angles or rotations) into the world of the straight (using side lengths). Why is it, then, that so few exact values for the trigonometric functions are known? Why are there simple triangles (like the right triangle with sides 1, 2,  $\sqrt{5}$ ) for which the exact values of the angles inside are hard to understand? When one does trigonometry, pretty soon one finds oneself lost in the world of the transcendental numbers, where often the best you can do is work with calculations (albeit to arbitrary accuracy), rather than with exact symbolic formulas.

The reason I type this letter is because I believe that the reality is much simpler than what we have made it. I believe that the present trigonometric functions are incorrect.

Now the sine function is not going to look like a smiley face. It (meaning my proposed function) will closely resemble the present one—but it will not be the same. Specifically (and this is a theorem which I can smell but not yet prove), I believe that *algebraic angles translate into algebraic side lengths* (for a triangle), and back. (A number is algebraic if it can be formed using nothing but integers and the four arithmetic operations +, −, \*, /, plus the extraction of roots.)

I'll give you a special example. Consider the right isosceles triangle with sides 1, 1,  $\sqrt{2}$ . The smaller angles are both equal to 45 degrees: exactly one eighth of a circle. Let's call an eighth of a circle an *octant*. I also believe that this angle (45 degrees or 1 octant) is precisely equal to  $1 / \sqrt{\phi}$  radians, where  $\phi = (1 + \sqrt{5}) / 2$  is the golden ratio.

More generally, I believe the following, and it is heresy:

**(\*) 1 radian =  $\sqrt{\phi}$  octants**

**What is a radian?** It is the angle created when the radius of a circle is exactly equal to the arc length subtended. It thus provides a perfect translation between curved lengths and straight lengths. But nothing at all is said about *how much* of the circle one radian takes up! An angle, in my opinion, is a direct fraction of a circle. The degree system splits the circle into 360 equal parts. The octant system splits it into eight pizza-slice parts. But a radian simply gives a ratio between a curved length and a straight one. More must be done to find exactly how much of a circle one radian actually is.

The present system would have us believe that one radian is a transcendental fraction of a circle, and thus hard to work with directly. We thus resort to expressing radians as multiples of pi, but this doesn't help, because pi is presently believed to be a transcendental number also!

Some readers may already have figured out the following implication of the equation (\*) above:

**(\*\*)  $\pi = 4 / \sqrt{\phi}$**

(taken from [www.jainmathemagics.com](http://www.jainmathemagics.com) on JainPi=3.144...)

The above, of course, is pure heresy. I believe it anyway. The value of (\*\*) above is 3.144 truncated to 3 decimal places, and 3.145 rounded to 3 decimal places. This is considerably different to the presently-accepted value of 3.14159... Moreover, the value (\*\*) is an algebraic number, and a root of the polynomial  $x^4 + 16x^2 - 256$ .

(taken from [www.stefanides.gr](http://www.stefanides.gr) where his True Value of Pi = 3.144...)

It is most interesting that the coefficients are powers of 2 (and of 4, in fact) and that the powers of x are all even.

I now come to the final part of the letter. I address the following question: Why do I think the present system is incorrect? The answer is linearity. Mathematicians presently understand almost everything in terms of straight lines. It is believed that curves can be broken down into connected line segments, and then taking the limit yields the curve again. This assertion provides the basis of much of the calculus, not to mention other areas of mathematics.

And I don't believe it anymore.

I believe that a curve is a fundamentally different object from a straight line, and I believe that mathematics has yet to understand and come to terms with what a curve really is. Now I certainly believe that the rules of calculus and analysis and so on are correct in themselves, it's just that *they are not describing smooth curves*—yet people think they are.

So what *is* a limit of line segments? It, in my opinion, is a fractal object containing infinitely many cusps, or corners. And we are asked to believe that this is equal to a smooth curve with absolutely *no* cusps? Something is off here, my friends. People over the centuries have had plenty of problems with the concepts of calculus, and I'm sure those who teach have seen their students raise much the same issues. In the past, I might have chalked it up to their lack of mathematical prowess. Not anymore.

In conclusion, I believe that (straight) lines are not the answer to everything, and that it is simply not possible to break all problems down into either finitely many or infinitely many straight lines. Lines are from Mars, and curves are from Venus. They can be made to cooperate with each other, but only when curves are studied anew as distinct objects in their own right. I am one of the very few civilians who is now doing just that. I say "civilian" because there is a rumour (and I love rumours) that NASA had to change



the value of pi in order to communicate with their now very long-distance probes. I'll give you 3.144 guesses as to what I think they changed it to. (this rumour was also sourced from [www.jainmathemagics.com](http://www.jainmathemagics.com))

Thank you all for listening. I hope I have not abused everyone's free right to mass-spam their fellow academics.

Nathan Jolly  
(Tom Hall's last student)  
End of Article.

nb: (1 Div by Root Phi = .786...)

### SOME EMAIL CONVERSATIONS With NATHAN JOLLY And JAIN:

Nathan wrote:

...What do you feel about the concept that angles store energy? And that this energy can be actually quantified? (And then used in sacred geometry devices and so on. For example, if we have two line segments of length 1, and connect them at some angle (say 120 degrees, or whatever), then if we smooth out the angle, we end up with a smooth line segment that has length strictly greater than 2? In other words, the 120 degree angle has stored energy in it, and that energy manifests as extra length when things are smoothed out. This is precisely the reason, I believe, why the present value of pi is smaller than the actual value: because the present value is based on a limit of polygons, which are made up of angles. Those angles quite literally store energy—like a capacitor, rubber band, or spring—but in the correct (to us) situation, everything is smoothed out, and no energy is stored. If we were to smooth out the limit of polygons, they would give their energy as extra length, thus creating the 3.144 value of pi instead of 3.141. But perhaps you already have this in one of your books. I'd love to hear your view on it all.

Good life.

Nathan

On Mon, Jul 15, 2013 at 9:08 PM, Nathan Jolly <[nathanjamesjolly@gmail.com](mailto:nathanjamesjolly@gmail.com)> wrote:  
Hi Jain,

Anyway, under the condition of cooperation (which I'm sure you'll accept; this is really just a clause for me I suppose), then I am happy to join the team. I'd love to be introduced to your other contacts, and I think it would be excellent to have a convention/conference...

Big proposal time. You and your contemporaries have laid the groundwork for a mathematics which throws much of analysis into chaos. I, due to my age, represent the next generation (which I admit that I say with some wicked pride!) My first suggestion is that we use a different symbol for true pi (perhaps a lowercase tau?), because traditional pi is a perfectly valid number that goes hand-in-hand

with the analytic concept of limits. Psychologically, I think that we need to be presenting a viable alternative, rather than seeking to supplant something—because that "something" is not wrong; it simply does not describe what it claims to. That is why I suggest different symbols.

One of my strengths is being able to generalize a concept and formalize it, in the language of pure mathematics. Of course, I have to understand the concept first. This is one of the main things that I feel I have to offer to the team. The circle is the simplest type of curve. It makes perfect sense to start there. **And the golden root seems to be the translation factor between round and straight, and back.** I'm sure I will understand much better once I have read your book. Anyway, I think it is now time to take the next big step.

Mr. Jain, I think it is time that we developed the True Integral.

Now we both know that the Riemann integral does not give the true area under an arbitrary curve. It will usually give an underestimate, for the same reason as the limit-of-line-segments deal with the circle.

The Riemann sum is a bunch of rectangles of differing heights laid side-by-side. The Riemann integral is the limit of these sums, as the number of rectangles tends to infinity. But no one thought of the cusps that exist between rectangles of differing height. Or if they did think of them, they just assumed that such cusps would magically disappear in the limit. They do not. They accumulate! And they store energy, which manifests as an underestimate of the true area under the curve. **We need to smooth those cusps out, and using the golden root is the key.** Perhaps you can already see how to do this. I'm pretty sure that I'll understand once I read your material. I'm quite happy to wait on that one.

This was just a starter. I can't give you any more details yet, because I don't know them. If you haven't already figured out the angle-energy formula (I don't know if contemporary mathematicians will like the term "energy" there, but that's what I think it really is; perhaps we need to come up with a more...diplomatic term?), then I'd love to work together with you to get it completely nussed out. I feel that this one's an actual formula, and doesn't require any more metaphysics than the concept of stored energy.

Actually, maybe not. **We also need to nut out what it really means to smooth out something.** I've a feeling that all it's going to involve is a multiplication by the golden root (or a number based on the golden root), because that is precisely the number that translates between round and straight. A perfect example is the circle inscribed in the square: multiplying the perimeter or area of the circle by the golden root will yield the perimeter or area of the square. Perhaps you already have all the details on this. If so, then perhaps I can help you formalize them and generalize them.

I think I'll stop for now. I think we really need to get all of your contacts in on this, because **we are really developing a new branch of mathematics here.** That's also another reason for a new terminology. People aren't going to want to throw away the present terminology, and they aren't going to want to give the present symbols a new meaning, either.

I look forward to hearing your ideas on my proposals.

Good life.

Nathan

ps: I do like the name "Jain Pi", but I'm really feeling better about "True Pi", with 3.141 being referred to as "Traditional pi". Of course, this is just what I'm going to call them; you of course can call them whatever you want.

On 7/15/13, Jain Mathemagics NEW <[jain@jainmathemagics.com](mailto:jain@jainmathemagics.com)> wrote:

Hi Nathan,

Thanks for depth of your email, I totally agree with you with all that you stated. I also got conditioned from several years of uni in professional writing to acknowledge all sources, so this was drummed into me. I would have appreciated that you quoted my name to the article you sent to Monash University as they probably thought that you were the author of JainPi or True Pi. I just believe it is part of good networking to acknowledge other researchers names, but no worries.

Perhaps the reason why I started calling the True Value of Pi as Jain Pi (hinting at the ancient Indian sect) is that at the time of formulating my ideas that traditional pi is incorrect, I had no one to communicate with nor share such outrageous ideas. I had gone out on a limb risking my reputation as a serious thinker in the realm of sacred geometry and mathematics.

Over the decade I have been thus using traditional pi and true value of pi in all my calculations so to distinguish between trad pi and my value of Pi, I just called it Jain Pi (in no way trying to glorify my work or name in an egotistical manner) 'cos perhaps I could be wrong, (and at uni when I studied professional writing they insisted we quote all sources of info to protect us the writers from false published info), and many mathematicians have dismissed my work as erroneous and that I must be a fool, so this name has stuck and sure, when it is verified, the Jain Pi will change to a universally accepted brief title like True Pi or something like that. And to be totally honest with you, I do feel that the devotion and sharing I have put into this topic allows my name to be referenced to Pi, eg: say over the upcoming years, mathematicians start listening to this idea, and they want to know well who is this person spouting another value of pi, let us challenge him or her or put them on the spot to lecture upon this.... so therefore my name will be called up.

**I know that there will be indeed an international conference just on this topic Is Pi A Lie? and it will call upon the greatest minds and thinkers and mathematicians to put an end to this debate, it will bring together east and west, you may be invited to come and speak, as I also love the way you describe angles store energy, its brilliant, so you have independently come up with the same conclusion as me, so really I need you as much as you need me, but we do need to some how lightly attach your name to your concept of smoothing out the angles. And there are other great mathematicians who have come to the same plateau from their own realization, like my friend Randolph Masters in California, you will like him very much, he verified mathematically that the Indian Shri (or "sri" holy) Yantra symbol is descriptive of the spectral emissions of hydrogen atom, and that its radius from nucleus to electron orbit is in the phi ratio, and he has the irrefutable maths for this. So we need Randolph, I consult him all the time. He is a true genius....**

So lets keep this debate ongoing, its helping us to both fine tune our deepest thoughts, so I value you for this. Just a quick question before I go. In my next book Phi 8 on True value

of Pi, can I include a page of your thoughts on angles storing energy but the twist is, I need to attach your name to this article, to acknowledge you, otherwise readers may think that it is my original idea. Ok, Regards again,  
Jain 3.144...

Nathan wrote:

"...I believe that information is universal, and that you have been brilliant over the last 30 years because you have allowed yourself to be inspired by that information. The value of pi was around long before either of us was born, and it will be around long after we leave this planet. I don't think that people own information; they simply are inspired from what is already there"...

... Personally, I would rather say to someone, "Hey, I just realized that angles store energy, and it manifests as extra length when things are smoothed out!" And then they might say, "Wow, that's real cool! I think I can prove that. Watch this..." And an exchange occurs. No one owns anything. And both learn something. Maybe a write up occurs, but no one owns that information either. Their acknowledgement comes from the fact that they know they put good work into it, and they learned something for themselves. That's the way that I choose to live.

I don't go around claiming that I came up with something I did not (like the value of pi), but I also don't intend to say, "Hey, look what Jain's been doing for the last 30 years!", as if he "deserves" to have his name linked with pi every time the number is mentioned. I would say that you have been brilliantly inspired to a high degree over the last 30 years in the area of metaphysical mathematics...

...True magic happens when all life cooperates with each other for a common goal, but first you have to believe that space and particles of light and matter are conscious beings in their own right...

Jain wrote:

...I can mathematically prove what you are hitting on, and our discovery is so revolutionary it will change the world of mathematics as we know it as all Planet Earth engineering is based on this false value of pi...

I would suggest you get a knowledge of Phi, as the True value of Pi is based on the Square Root of Phi (1.272 which is the height of the Cheops pyramid) so a knowledge of Phi and its Golden Root is critical to understand Pi. It's also beautiful to know that both Phi and Pi are very much related...

Keep in touch,

**Jain 108**

**(3.144ologist)**

## APPENDIX 21

### NASA ENGINEER "SMOKEY" ADMITS PI IS IN ERROR

HERE IS AN IMPORTANT EMAIL I HAVE RECEIVED  
REFERRING TO SOMEONE BY THE NAME OF SMOKEY, IN 2013.  
IT IS FROM A MYSTERIOUS EX-NASA SPACE ENGINEER;  
IT BASICALLY VALIDATES WHAT I HAVE BEEN SAYING  
AND DECLARING FOR THE LAST DECADE:

I have always been suspicious of pi  
and the value we have been forced to use  
as in determining pi for something to wrap around a cylinder  
was always that little bit shorter than calculated.

There is a book available at  
[www.jainmathemagics.com/page/10/default.asp](http://www.jainmathemagics.com/page/10/default.asp)  
but is \$60 that gives you an initial idea as to what is involved.

NASA. I should have remembered back in my tracking days  
that pi had been changed to accommodate entry and exit of spacecraft  
using a Planet for sling-shot acceleration to the next Planet (Voyager)  
but I never thought too much about that in those days.

This now needs to be applied to our Coils  
but we need to now know exactly  
which pi to use for that condition.  
Different conditions - different pi.  
More on this as it comes to hand.

Smokey

# APPENDIX 22

## The DECIMAL MAGIC OF NINE

Thanks to Oleg Lapchynskyi of the Ukraine

[oleg@lapchynskyi.net](mailto:oleg@lapchynskyi.net)

Dec, 2013

who contributed this very interesting recursion or pattern of the "Number 9" which mysteriously occurs at the 12<sup>th</sup> decimal place of the following 4 numbers: "JainPi", "Pi", "Phi" and "e".

3.14460 55110 2969  
 3.14159 26535 8979  
 2.71828 18284 5904  
 1.61803 39887 4989

Jπ	=	3	.	1	4	4	6	0	5	5	1	1	0	2	9	6	9
π	=	3	.	1	4	1	5	9	2	6	5	3	5	8	9	7	9
e	=	2	.	7	1	8	2	8	1	8	2	8	4	5	9	0	4
φ	=	1	.	6	1	8	0	3	3	9	8	8	7	4	9	8	9



## APPENDIX 23

### LASER SURVEYING TO CONFIRM TRUE PI

#### PRACTICAL PROOF FOR JAINPI: THE FARMER'S CIRCULAR FENCE

I am a farmer who needs the service of a Laser Surveyor. Out in the desert or flat farmlands, I require a circular fenced area to keep the animals outside of the inner enclosure. I would like the diameter of the circle to be 1,000 meter or 1 km. According to Legacy Pi, the Circumference would be 3,141 m, meaning that if I wanted a post dug at every meter length, I would need 3,141 posts to get the job done.

But, according to JainPi, the farmer would need 3,144 posts spaced every meter... so who is right?

This laser surveying would shift the argument from a purely theoretical basis to one that is practical, what we call "Applied Science".

I have not heard of any learned surveyor discuss this problem, whether or not it has been done, or whether or not these surveyors have encountered slight discrepancies in their laser beam or scanning calculations when working with large distances.

Here is some extracted information on LASEROMETERS from the internet re: Cody Corporation:

updated Nov, 2013 <http://www.lasersurveyingequipment.com.au/>



Shanghai, China (8 February, 2013) CHC Navigation announced today that it has been awarded a contract to supply 90 units of X91 GNSS receivers to the Chinese National Survey and Mapping Bureau, for the completion of the Chinese Sea Islands and Reef Surveying & Mapping project.

The State Bureau of Surveying and Mapping (SBSM) is the Chinese Governmental organization in charge of supervising and managing projects at a national scale such as boundary and cadastral surveying. Recognized as one of the five key surveying project of the SBSM under the 11th Five-Year Chinese Plan, the project aims at precisely redefine the coordinates of each island and reef.

#### New GL612 & GL622 Series Grade Lasers from Trimble

... can be used in a wide variety of grading, excavating and alignment applications by general and specialty contractors.

The GL612 and GL622 include the RC602 radio remote control. The remote has a backlit graphic display and gives the operator **full control of the lasers from up to 330 feet away**. Each laser also includes the HL750 Laserometer that wirelessly transmits a digital readout of elevation and can be used **at an operating diameter of up to 2,600 feet**. The HL750 Laserometer and the transmitters provide automatic grade matching which allows measurement of unknown grade values between two points.

**With an operating range of over 600m**, the Proshot Alpha 1 has been designed with civil and earthworks contractors, commercial concrete, ground works and builders in mind.





# APPENDIX 24

## GUEST LIST For the upcoming International Conference on "Is Pi A Lie?"

This is the proposed, hitherto, international conference "Is Pi A Lie?" Guest List of keynote speakers that I am structuring now:

GUEST LIST	
NAME	WEBSITE
Aya Schiff	<a href="http://www.scholofsacredgeometry.org">www.scholofsacredgeometry.org</a> & <a href="http://www.starwheels.com">www.starwheels.com</a>
Bruce Rawles	<a href="http://www.geometrycode.com">www.geometrycode.com</a>
David Wilcock	<a href="http://www.divinecosmos.com">www.divinecosmos.com</a>
Dan Winter	<a href="http://www.goldenmean.info">www.goldenmean.info</a>
Drunvalo Melchizedek	<a href="http://www.drunvalo.net">www.drunvalo.net</a>
Gary Meisner	<a href="http://www.goldennumber.net">www.goldennumber.net</a>
Jonathan Quintin	<a href="http://www.sacredgeometry.com.au">www.sacredgeometry.com.au</a>
Los Alamos nuclear physicists	<a href="http://www.lanl.gov/p/thrusts/nuclear-p.shtml">www.lanl.gov/p/thrusts/nuclear-p.shtml</a>
Marko Rodin	<a href="http://vortexmath.webs.com">vortexmath.webs.com</a>
Michael Lamb	<a href="http://www.michaelsalchemy.com">www.michaelsalchemy.com</a>
Nassim Harramein	<a href="http://www.theresonanceproject.org">www.theresonanceproject.org</a>
Nathan Jolly	<a href="mailto:nathanjamesjolly@gmail.com">nathanjamesjolly@gmail.com</a>
Panagiotis Stefanides	<a href="http://www.stefanides.gr">www.stefanides.gr</a>
Patrick Flanagan	<a href="http://www.phisciences.com">www.phisciences.com</a>
Randolph Masters	<a href="http://www.universalsong.net">www.universalsong.net</a>
Reddivari Reddy	c/o <a href="http://www.jainmathemagics.com">www.jainmathemagics.com</a>
Robert Lawlor	<a href="http://www.sacredmysteries.com">www.sacredmysteries.com</a>
Stan Tenen	<a href="http://www.meru.org">www.meru.org</a> & <a href="http://www.meetingtent.com">www.meetingtent.com</a>

etc will have the privileged opportunity to explain the vortex mathematics of Root Phi.


ps: this is only a partial list, as the conference date gets confirmed, all other speakers not mentioned here will be announced.

# APPENDIX 25

## BIBLIOGRAPHY + WEBSITE LINKS

### BIBLIOGRAPHY

- "Geometry Of The Golden Section" by Robert Vincent (see p90, p176)
- "The Science of Christian Economy" by Lyndon LaRouche, Jr. 1991 (discussing: Nicolaus of Cusa's Circle demonstrating the nonsense of the polygonal view of generating Pi)
- "In Search Of The Miraculous" by P.D Ouspensky
- "Plejadisich-Plejarische Kontakberichte" by Guido Moosbrugger (Billy Meier messages, Core Group member Guido Moosbrugger made his own calculations, which can be seen in the book Plejadisch-Plejarische Kontakberichte, Block 7, page 484: **The result: 3.144 605 512...**)
- "Secrets of the Great Pyramid", by Peter Tompkins
- "Golden Root Symmetries Of Geometric Forms" by Prof. Panagiotis Stefanides
- "Wonders Of Number" by Cliff Pickover



## WEBSITE LINKS

Page 15:

(By Jos Leys, [www.josleys.com](http://www.josleys.com), sourced from the book by Darling: "The Universal Book of Mathematics")

Page 40:

VortexSpace.org who was inspired by Erlandsen's "3 Circles Generating Phi" (see: <http://vortexspace.org/display/theory/Closed-Form-Derivation+of+Pi+from+Phi>)

Page 45:

Image of Electronic Calculator is a Stock Photo taken from:

[http://www.123rf.com/photo\\_7090580\\_a-man-with-a-big-calculator-which-shows-pi-number.html](http://www.123rf.com/photo_7090580_a-man-with-a-big-calculator-which-shows-pi-number.html)

Page 53:

Square Root of 5 to 2,500 digits

taken from: [http://www.perlmonks.org/?node\\_id=602366](http://www.perlmonks.org/?node_id=602366)

Page 74:

Fig 3u is taken from "Polyhedra Overview" by Robert W. Gray

<http://www.rwgrayprojects.com/Lynn/Presentation20070926/p003C.html>.

Page 107:

Heart Zoom by Dan Winter [www.goldenmean.info](http://www.goldenmean.info)

Page 108-109:

Reddy Pi = 3.1464466094067262377995778...

(on record at [www.researchatt.com/~njas/sequences/eisBTfry00041.txt](http://www.researchatt.com/~njas/sequences/eisBTfry00041.txt))

Page 113:

<http://www.jainmathemagics.com/page/10/default.asp>).

(Reddivari's value of Pi = 3.1464466... first appeared on my website)

Page 114:

"Quadrature of the Diameter", generating the Decagon.

Johannes Kepler, from his writings on the Harmonies of the World "Harmonices Mundi" sponsored by Lyndon LaRouche Foundation, from the website:

<http://www.wlym.com/~animations/harmonies/site.php?goto=knowability.html>

Page 125:

Billy Meier is a Swiss farmer in contact with Plearjen (humans like you and me)

[http://www.futureofmankind.co.uk/Billy\\_Meier/Contact\\_Report\\_251](http://www.futureofmankind.co.uk/Billy_Meier/Contact_Report_251)

Page 126:

Billy Meier, message from Figu forum:

<http://forum.figu.org/us/messages/12/7204.html?1174937107>

+ Links :

<http://us.figu.org/portal/Default.aspx>

<http://www.theyfly.com/>

Page 129:

Keely's value of 3.144...

Article taken from: [www.keelynet.com](http://www.keelynet.com)

Page 135:

Stefanide's value of 3.144...

<http://www.stefanides.gr/Html/platostriangle.htm>

Page 157:

<http://quadrature.ro><http://quadrature.ro>

(Dr Serban)

Page 183:

Taken from [www.goldennumber.net](http://www.goldennumber.net)

See link: <http://goldennumber.net/pi-phi-fibonacci.htm>

Page 187:

Phi and Powers of Pi expressed trigonometrically

( taken from: <http://www.maths.surrey.ac.uk/hosted-sites/R.Knott/Fibonacci/phi2DGeomTrig.html#ellipseann> )

Page 190-191:

sourced from [www.DelphiForFun.org](http://www.DelphiForFun.org) from Gary Darby's internet posting in 2005

Page 212:

(There is a book available at [www.jainmathemagics.com/page/10/default.asp](http://www.jainmathemagics.com/page/10/default.asp) but is \$60 that gives you an initial idea as to what is involved

Page 215:

Proving JainPi practically:

<http://www.lasersurveyingequipment.com.au/>

# CHAPTER 6

## INDEX OF WORDS

### LEGEND:

**p** = Page

**pp** = Pages

**MSq** = Magic Square

**dp** = Decimal Place

**ibid** = same as the previous reference (comes from the Latin: short for "ibidem" meaning "in the same place")

### A

**Aces** – 193 (4 ones or 4 aces in Chart of JainPi to 1,000 dp),

**Aether** – 160 (akasha, Dr Serban),

**Akasha** – 160 (aether, Dr Serban),

**Algebra** – 38-39 (conspiracy), 107 (Reddivari), 148 (pi transcendental), 207 (article on JainPi sent by Nathan Jolly to Monash Uni), 208,

**Al-Kaashi** – 22 (chronology of Pi),

**Al-Khwarizmi** – 22 (chronology of Pi),

**Alpha Draconis** – 173 (Pole Star 4,000 years ago), 175 (Bauval),

**Anaximander** – 195 (Eudemus, history of Greek Astronomy),

**Anaximenes** – 195 (Eudemus, history of Greek Astronomy),

**Ancestors** – 7, 164 (errors, Dr Serban),

**Ang Head** – 160 (Egypt, Border Stone, Dr Serban),

**Annulus** – 71,

**Antiphon** – 194 (ancient Greek reference to false polygon view of pi),

**Apa** – 160 (Egypt, Border Stone, Ang Head, Dr Serban),

**Apothem** – 83 (of Cheops Pyramid, aka "median triangle"), 170 (ibid), 175 (ibid),

**Applied Science** – 214-215 (laserometer, surveying proving JainPi),

**Archer** – 1 (Art Deco, archer by Alexandre Kelety) on front cover,

**Arcos** – see trigonometry

**Arcs** – 95 (radians),

**Archimedes** – 22 (chronology of Pi), 108 (sides of polygon than Archimedes used to determine trad pi), 122-124 (pi as 3 & 1/7),

**Area** – 25 (square area of squared circle), 162 (Dr Serban), 167 (mystical squaring of the circle), 171 (pyramid triangle surfaces and height),

**Area Under The Curve** – 80 (false polygonal method to derive pi), 107 (Reddivari), 199-200 (ibid), 201 (ancient error of false limits to derive pi), 245 (MSq of 7),

**Arguelles, Jose** – 50 (6 cubes around a central 7<sup>th</sup>, HeptoCubic design),

**Aristophanes** – 194 (ancient Greek reference to True Pi, "The Birds"),

**Aristotle** – 194 (Eudemus' teacher, pi is wrong),

**Ark** – 173 (Noah, cubit),

**Art Deco** – 1 (Alexandre Kelety), 243 (Maurice Guiraud-Riviere), 244 (Jean Dunand),  
**Art Of Jain** – 50-51 (Cubic Consciousness, standing in geometry of cube), 128 (Astro-Boy), 188 (Multi-Dimensional Being),  
**Aryabhata** – 22 (chronology of Pi),  
**Assassination** – 37-45 (of Pi),  
**Asteroid Belt** – 151 (binary solar system),  
**Astor, John** – 131 (financier for Keely),  
**Astro-Boy** – 128 (Art of Jain),  
**Astronomy** – 195 (Eudemus, history of Greek Astronomy),  
**Athens** – 194 (Eudemus and Theophrastus, students of Aristotle),  
**Atlantis** – 160 (aka “Atlants” pyramid of Cheops, Khufu), 161 (white Chinese pyramid, Atlantis), 202 (when using JainPi),  
**Atoms** – 24 (decimals of JainPi, nanotechnology), 131-132 (Keely), 148 (spin based on 1.272... determines magnetism),  
**Australia** – 164 (Dr Serban),  
**Avatar** – 2, 61 (Phi),  
**Axes** – 147 (time has 5 axes), 153 (dimensions and pi axes),

## B

**Bailey, David** – 22 (chronology of Pi),  
**Barbury Castle** – 12, 138-143 (Wiltshire, pi image found in crop circle),  
**Barley** – 141 (field, Barbury Castle crop circle, Wiltshire, pi image),  
**Bauval, Robert** – 175 (pyramid maths),  
**Binary Code** – 249 (Disk, Prosperity Code, Wealth Multiplier),  
**Bindu** – 201, 202 (centre),  
**Bisect** – 59 (Euclid bisecting a line), 65,  
**Black Holes** – 3, 125 (Billy Meier and the corrected pi value), 127 (climate change),  
**Borchardt, Ludwig** – 169 (pyramid surveying),  
**Border Stone** – 160 (Egypt, Ang Head, Dr Serban),  
**Borwein, Jonathan & Peter** – 22 (chronology of Pi),  
**Brahmagupta** – 22 (chronology of Pi),  
**Brahma** – 40 (TriUne, TriDivision, Creation),  
**Brain** – 4 (Right Feminine Brain and Left Logical Brain),  
**Brent, Richard** – 22 (chronology of Pi),  
**Brouncker, William** – 22 (chronology of Pi),  
**Brown’s Constant** – 129 (harmonics, cube root of pi = 1.3313...),  
**Buddha** – 20 (on 3ness),  
**Buffon, George Louis de** – 13, 189-90 (Buffon’s Needles, True Pi),  
**Burattini, Tito Livio** – 170 (pyramid surveying),  
**Bush, George** – 101 (wiped out half of ‘Fibonacci Quarterly’ electronic magazine),

## C

**Cairo** – 169 (earthquake),  
**Calculator** – 6 (Phi Button), 22 (chronology of Pi), 37-38 (Phi-less Calculator), 45 (Traditional Pi written on screen + iphone), 92 (phi mathematics), 101, 204 (electronic),  
**Calculus** – 80 (gives false value for legacy pi), 96 (radians), 190 (integral, Buffon’s Needle),  
**Caltex** – 119 (StarCash fuel card has a pentacle logo),

**Cancer** – 23 (from wi-fi),  
**Caviglia, G.B** – 170 (pyramid passage and pit exposed),  
**Ceiling** – 49 (double height as ideal),  
**Celestial Transcripts** – 78, 90 (only Phi can make Heaven = Earth), 204 (3 sacred Phi Codes 108 by Jain),  
**Ceulen, Ludolph Van** – 22 (chronology of Pi),  
**Chessboard** – 44-45 (8x8 Grid underpinning geometry of JainPi),  
**Champollion** – 173 (deciphering Rosetta Stone),  
**Cheops** – see Pyramid  
**China** – 161-164 (White Pyramid), 201 (Feng Shui), 215 (laserometer, surveying proving JainPi),  
**Chongzhi, Zu** – 22 (chronology of Pi),  
**Chronology** – 22 (history of famous Pi researchers),  
**Chudnovsky, David & Gregory** – 22 (chronology of Pi),  
**Circle** – 10, 30 (Unit Circle), 19-20 (3 Unit Circles elucidating Phi Proportion, important PsychoActive geometry by Erlandsen), 21 (Triangling of the Circle, equal areas), 23, 25 (circle-square relationship), 39 (3 tangential circles by Erlandsen), 48 (Semi-Circle with Unit Square is the key to JainPi), 80 (Circle-Squarers), 120-121 (Nicolas of Cusa), 128 (Square), 162 (Dr Serban), 172 (pyramid), 191 (dartboard and Buffon's Needles), 201 (ancient error of false limits to derive pi),  
**Circle of Pi** – 60, 66 (and preceding pages 56-66), 201 (ancient error of false limits to derive pi),  
**Circumference** – 10, 30, 94-95 (radians), 121 (Lyndon LaRouche), 172 (pyramid),  
**City Of Revelation** – 166-167 (book by the late John Michell),  
**Clement** – 195 (of Alexandria, Eudemus, history of Greek Astronomy),  
**Climate** – 127 (climatic changes, Billy Meier),  
**Cody Corporation** – 214-215 (laserometer, surveying proving JainPi),  
**Cole, J.H** – 169 (pyramid surveying), 175 (Stecchini),  
**Comet Person** – 243 (Art Deco, by Maurice Guiraud-Riviere, 1920s),  
**Complex Solutions** – 181-182 (quartic equation has roots of JainPi, complex solutions, square root of minus one aka " $\sqrt{-1}$ "),  
**Compression** – 204 (perfect),  
**Computers** – 22 (chronology of Pi),  
**Conferences** – 20 (on Pi), 78 (institutes promoting JainPi Global Conferences), 80 (calculus gives false value for legacy pi), 200 (ibid), 205, 217 (guest list + websites),  
**Control Charts** – 14, 105 (appendices Vol 9, utilizing 3.144...),  
**Consciousness** – 23 (raising of), 202 (amplification when using JainPi), 205,  
**Contents** – 9 (in Brief), 10 (in Full),  
**Copyright** – 113,  
**Cosine** – see trigonometry  
**Cotes, Roger** – 95 (named Radians in 1714),  
**Counter Rotating Fields** – 204 (merkabah),  
**Creation** – 160 (Dr Serban),  
**Crop Circle** – 12, 138-143 (Barbury Castle, Wiltshire, pi image), 250 (front cover option JainPi is reconstructed as a crop circle),  
**Cross** – see (Maltese Cross)  
**Cubic** – 23 (equation),

**Cubit** – 172 (pyramid),  
**Curve** – 79 (Area Under Curve, polygon method to derive pi is falsch), 121 (Lyndon LaRouche),  
**Cytosine** – 20 (Triple Bonds in DNA),

## D

**Darling, David** – 15 (The Universal Book Of Mathematics),  
**Dartboard** – 191 (analogy for Buffon's Needle, area under the curve),  
**Decagon** – 114-118 (Quadrature Of The Diameter), 160 (Dr Serban), 163-164 (ibid, star decagon),  
**Decal** – 78 (MSq of 8x8, numbers by Benjamin Franklin),  
**Decimals** – 24 (JainPi, meaning of), 128 (error of pi in 3<sup>rd</sup> dp), 138-143 (Barbury Castle, pi image found in crop circle), 147 (Exponential Number "e", transcendental, decimals of 2.718281828... non-ending), 214 (decimal recursion of 9 in 4 mathematical entities),  
**De Docta Ignorantia** – 120 (book by Nicholas of Cusa),  
**Deficient Pi** – 7 (sub-title), 245 (rewiring Old Pi, Legacy Pi, Traditional Pi to New Pi, JainPi, MorphoGenesis),  
**Delta** – 148 (small area, gap between 3 and 3 & 1/7), 153 (dimensions),  
**Devil / Demon** – 101-102 (demonized anointed numbers),  
**Diagonals** – 71 (Root 5 star),  
**Diameter** – 12, 114-119 (quadrature of the diameter), 32, 87 (increase unit diameter to root phi to square the circle),  
**Diatonic** – 129-130 (scale),  
**Dictionary** – 109 (dictionary of numbers and sequences by NJAS),  
**Digit Sums (see Digital Compression)**  
**Digital Compression** – 16-19 (5 distinct Fibonaccoid Codes),  
**Digital Reduction (see Digital Compression)**  
**DisHarmonic** – 78,  
**Disney, Walt** – 38 (Donald Duck in Mathmagic Land, dvd on Pythagoras and phi), 102,  
**DNA** – 20 (Triple Bonds in DNA), 44-45 (Chessboard underpinning geometry of JainPi), 101-102 (demonized anointed numbers), 202, 204 (3 sacred Phi Codes 108 by Jain), 245 (Magic Sq of 7x7, upgrading DNA),  
**DoDecaHedron** – 160-161 (water, Dr Serban), 163 (ibid),  
**Dolphins** – 160,  
**Donald Duck** – 38 (Donald Duck in Mathmagic Land, dvd on Pythagoras and phi in 1957, by Walt Disney), 102 (youtube link),  
**Double Unit Cube** – 49-50, 175 (diagonal),  
**Double Unit Square** – 11, 46 (see Square), 49-50, 51, 57, 63-66 (Phi Geometric worksheet), 201, 245-246 (Saint Germain's Symbol of the Root 5 Maltese Cross),  
**Dunand, Jean** – 244 (Lacquered Panel of Art Deco Woman, 1925),  
**Duplication Of The Cube** – 195 (Eudemus),

## E

**Earth** – 27 (Harmonics of Unit Squared Circle), 86 (Moon and Earth diameters), 90 (only Phi can make Heaven = Earth), 160 (cube, Dr Serban), 164 (ibid), 170 (size), 201 (ancient error of false limits to derive pi),  
**EarthHeart** – 187 (school by Jain 108, blue pentacle),  
**Ecocide** – 24 (Great Barrier Reef),



**Ecosophy** – 78 (institutes promoting JainPi Global Conferences),  
**Edison, Thomas** – 133 (Keely),  
**Education** – 3, 160 (Dr Serban),  
**Egypt** – 129 (pyramid), 173 (rosetta stone),  
**Einstein, Albert** – 84 (Phi Right-Angled  $\Delta$  in Gizeh Pyramid), 157 (quote), 199 (quote),  
**Elbow** – 92 (phi mathematics),  
**Electron - Electronics** – 127 (aka ETS, Billy Meier), 148 (atoms), 160 (Dr Serban), 204 (calculator),  
**Embed** – 203 (surviving via embedding small tornado in big tornado),  
**ENIAC** – 22 (computer, chronology of Pi),  
**Enneagram** – see Nonagram  
**Equilateral Triangle** – see Triangle  
**Equation** – 23 (cubic), 178-179-180 (quartic equation has roots of JainPi),  
**Erlandsen, Bengt Erik** – 19-20 (3 Circles elucidating Phi Proportion), 39, 180,  
**Erman, William** – 186 (Pi squared & 987),  
**Ether** – 131-132 (Keely, etheric generator), 134 (levitation),  
**ETS** – 127 (extraterrestrials),  
**Euclid** – 59 (bisecting a line), 195 (Eudemus),  
**Eudemus** – 13, 194-195 (ancient Greek reference to True Pi),  
**Eudoxus** – 195 (Eudemus, history of Greek Astronomy),  
**Euler, Leonard** – 22 (chronology of Pi) (pronounced “oiler”),  
**Everest, Robert** – 186 (Phi, Pi & Fibonacci Numbers, formula),  
**Exponential Number “e”** – see 2.718...  
**Extraterrestrials** – 127 (aka ETS, Billy Meier),

## F

**Facebook** – 23 (prophesy of “liking”),  
**FACOM M-200** – 22 (computer, chronology of Pi),  
**Factorial** – 188-189 (mathematics eg:  $4! = 1 \times 2 \times 3 \times 4 = 24$ ),  
**FairyWand Method** – 246-248 (Geometric Method of Determining JainPi),  
**Falone, John** – 161 (author of “The Genius Frequency”),  
**Farmer** – 214-215 (laserometer, proving JainPi, circular fence),  
**Fear** – 101 (acronym, False Evidence Appearing Real), 204 (pentacle),  
**Feng Shui** – 27 (Harmonics of Unit Squared Circle), 201,  
**Ferguson, D.F** – 22 (chronology of Pi),  
**Fibonacci “Leonardo de Pisa”** – 22 (chronology of Pi),  
**Fibonacci Sequence** – 14, (inject knowledge of 3.144...), 54-54 (golden orgs, line spacing), 56 (cascading frequency), 101 (‘Fibonacci Quarterly’ magazine), 130 (Keely), 175 (pyramid maths 89/55), 197 (Fib361 divided by Fib 360 to approximate Phi and derive JainPi),  
**Fibonacciization** – 205 (debates, open forums),  
**Fibonaccioid** – 16-19 (Digitally Compressed Additive Sequences),  
**Finland** – 197 (Japasetta),  
**Fire** – 163 (tetrahedron’s element, Plato),  
**Flanagan, Patrick** – 200 (Jain Global conference for “Is Pi A Lie?”), 217 (ibid, guest list),  
**Floret, Aurel** – 1 (coloured front cover), 18 (3 Phi Codes rings) 73 (graphic artist, www.luminaya.com), 187 (Jain’s EarthHeart design, blue pentacle), 245-246 (artwork),

**Flowers** – 92 (phi mathematics), 204 (3 sacred Phi Codes 108 by Jain),  
**Flower Of Life** – 108,  
**Form** – 20 (quote by Bruce Rawles),  
**Formalism** – 20 (on Pi Conferences, Hilbert quote),  
**Formless** – 49,  
**Fournier, Jim** – 169,  
**Fourth Dimensional** – 13, 135-137 (Stefanides 4<sup>th</sup> power equation), 177-181 (quadratic solution, true pi),  
**Fourth Way Enneagram** – 122-124 (Ouspensky),  
**Fractal** – 1 (front cover Pent Within Pent), 41 (VortexSpace.org, TruePi = fractal nature of space), 79 (fractal is true versus polygon method to derive pi is falsch), 80 (gives false value for legacy pi), 107 (HeartZoom, Dan Winter), 200-201 (ibid), 202 (nanometry), 204 (compression), 208 (Jolly),  
**Fractionality** – 201 (ancient error of false limits to derive pi),  
**Franklin, Benjamin** – 78 (MSq of 8x8),  
**Frequency** – 3, 56 (cascading frequency), 204-205 (negative Haarp frequency control, NASA),

## G

**Gayatri Mantra** – 79 (sonic vedic prayer encoding sri 108),  
**Genetic** – 160 (code, Dr Serban),  
**Genius** – 204 (Maths, race of geniuses),  
**Geodetic** – 175 (information, Cheop's pyramid maths),  
**Geometry** – 195 (Greek, Eudemus),  
**Geometry Of The Golden Section** – 176 (by Robert Vincent), 218 (bibliography),  
**Gizeh** – (see Pyramid),  
**Globalization** – 205 (debates, open forum),  
**Glocal** – 24 (fusion of local and global),  
**God** – 66, 85 (Plato's 'Most Beautiful Triangle' based on Phi), 107,  
**Goering, John** – 187 (phi and pi trigonometric connection),  
**Golden Ellipse** – 184 (in Golden Rectangle),  
**Golden Phi TriAngle** – 119 (Phi triangle, Isosceles),  
**Golden Rectangle** – 48-49 (Unit Square in Semi-Circle contains Phi Reciprocal of .618...),  
**Golden Right-Angled Phi TriAngle** ( $1 : \sqrt{\phi} : \phi$ ) – 82, 84-85 (Plato's 'Most Beautiful Triangle' based on Phi), 91-92 (Jacob's Ladder), 98 (10 Pythagorean triangles form pentagon), 119 (Phi triangle), 176,  
**Golden Root** – 6 (square root of Phi = 1.272...), 12, 55, 75 (height of Cheops aka Golden Root), 79, 89 (to square the circle, worksheet), 90 ("Geometry of the Golden Section" by Robert Vincent, 1999), 102-103, 107, 135-137 (Stefanides 4<sup>th</sup> power equation), 148, 153 (Harrington), 157 (the radical of phi = 1.272...), 162-163 (Atlantean section), 217 (global pi conference),  
**Golden Root Symmetries Of Geometric Forms** – by Prof. Panagiotis Stefanides, 218 (bibliography),  
**Gratitude** – 66,  
**Gravity** – 154 (Harrington),  
**Gray, Robert** – 74 (website on polyhedrons),  
**Great Barrier Reef** – 23-24 (ecocide),

**Greaves, John** – 170 (pyramid),  
**Greek** – 173 (Rosetta Stone),  
**Gregory, James** – 22 (chronology of Pi),  
**Guanine** – 20 (Triple Bonds in DNA),  
**Guest List** – 217 (for JainPi Global Conferences + websites),  
**Guiraud-Riviere, Maurice** – 243 (Art Deco, comet person),  
**Gurdjieff** – 123 (Ouspensky, enneagram),

## H

**HAARP** – 204-205 (negative frequency control)  
**Hand** – 38 (5 fingers as a clue to root 5), 158 (Dr Serban's notes), 160 (ibid), 163 (ibid, middle finger, thumb), 165 (ibid, praying),  
**Harmonics Mundi** – 114 (Kepler & Lyndon LaRouche),  
**Harmonics** – 11, 32 (of the Squared Circle), 35 (Root 5), 23-24, 25, 32 (only Phi Harmonics Squares the Circle), 84 (of pyramid), 129, 182,  
**Harmonic Stairway** (aka Jain's Dictionary Of Numbers) – see Index Of Numbers,  
**Haramain, Nassim** – 200 (Jain international conference for "Is Pi A Lie?"), 217 (ibid),  
**Harrington, Bill** – 13, 148-156 (Pinary Solar System and JainPi),  
**Harvey, William** – 170 (pyramid air vents, blood circulation),  
**Heart** – 107 (Zoom, Dan Winter), 200 (ibid),  
**Heaven** – 27 (Harmonics of Unit Squared Circle), 90 (only Phi can make Heaven = Earth), 201 (ancient error of false limits to derive pi),  
**HeptoCubic** – 50 (6 cubes around a central 7<sup>th</sup>, Jose Arguelles),  
**Herodotus** – 170 (pyramid apothem, 1 stadium = 400 cubits), 171 (Taylor),  
**Hermite** – 147 (Pi transcendental),  
**Herschel, John** – 172-173 (earth measure, inch, Pole Star), 175,  
**Hexagon** – 79 (polygon method to derive pi is falsch), 160 (Dr Serban), 163 (ibid),  
**Hilbert, D** – 20 (on Pi Conferences, quote on formalism),  
**Hippocrates** – 195 (of Chios, Eudemus, history of Greek Geometry),  
**History** – 195 (Eudemus, history of Greek Geometry),  
**HITACHI SR8000** – 22 (computer, chronology of Pi),  
**Hobson, E.W** – 25 (squared circle),  
**Hong, Chang** – 22 (chronology of Pi),  
**Howard-Vyse** – 170-171 (pyramid King's Chamber and air-shafts),  
**Hui, Liu** – 22 (chronology of Pi),  
**Hyderabad** – 106 (Reddivari + Jain met Indian Mathematics Professors in 2005),  
**Hydrogen** – 132 (gas, Keely, specific gravity),  
**Hypotenuse** – 94 (longest side in triangle, sine of an angle),

## I

**IBM 7090** – 22 (computer, chronology of Pi),  
**IcosaHedron** – 160-161 (water element, Dr Serban), 163 (half of pi = 1.572..., Dr Serban), 164 (ibid),  
**IcosaTetraGon** – 79-80 (24-sided polygon),  
**Imaginary Axes** – 181-182 (quartic equation has roots of JainPi, complex solutions, square root of minus one aka " $\sqrt{-1}$ "),  
**Implosion** – 19 (3 Phi Code Spirals as true meaning of 666), 202-203 (torus),  
**Imprinting** – 23 (Jetson's space age),

**InBetween Worlds** – 28 (Harmonics of Unit Squared Circle),  
**Incarnations** – 66,  
**Inch** – 172 (earth measure), 173 (Pyramid Inch Timeline),  
**Infinite Series** – 147 (pi transcendental),  
**Infinity** – 13, 198-204, 128 (decimal places in pi), 201 (ancient error of false limits to derive pi),  
**In Search Of The Miraculous** – 123 (Gurdjieff, Ouspensky, enneagram), 218 (bibliography),  
**Inside Same As Outside** – (see Fractal),  
**Integral** – 190-191 (Buffon's Needle, area under the curve),  
**Intuition** – 49 (Intuitive Mathematics), 199 (ibid), 203 (ibid), 204 (3 sacred Phi Codes),  
**Inventors** – 202 (amplification when using JainPi),  
**Isotopes** – 154-155 (pinary, Harrington),

## J

**Jacob's Ladder** – 91-92 (Golden Right-/angled Phi Triangle), 101 (horror movie),  
**Jain Pi (3.144... True Value of Pi)** – 13, 144-145 (Powers of, chart), 146 (to 15 dp), 192-193 (Chart, to 1,000 decimal places), 198 (correct to 58 & 114 dp, Japasetta, & correct to 108 dp, Jain), 214 (decimal recursion of 9 in 4 mathematical entities), 245 (front cov),  
**Japasetta, Ville Takio** – 13, 196-198 (emails, reference to True Pi),  
**Jesus** – 40 (TriUne, TriDivision, Trinity),  
**Jetsons** – 23 (space age),  
**Jolly, Nathan** – 13, 205-211 (article on JainPi sent to Monash Uni), 200 (Jain international conference for "Is Pi A Lie?"), 217 (ibid),  
**Jomard** – 170 (measure's pyramid apothem),  
**Josephus** – 170 (Temple of Jerusalem),  
**Jupiter** – 149 (Harrington, aka Jove, Red Spot),

## K

**Kanada, Yasumasa** – 22 (chronology of Pi),  
**Keely** – 13, 129-134 (on true pi),  
**Kelety, Alexandre** – 1 (Art Deco, archer, 1920) on front cover,  
**Kepler, Johannes** – 13, 114 (Harmonices Mundi),  
**Khoury, Yvonne** – 9 (aka Eva Saad, dedication to my late mother),  
**Khufu** – 160-161 (pyramid of Cheops, Atlantis), 170,  
**King's Chamber** – 174 (precise instruments made to measure pyramid), 175,

## L

**Lamb, Michael** – 200 (Jain global conference for "Is Pi A Lie?"), 217 (ibid),  
**Language of Shape** – see Pattern Recognition  
**Lanthanides** – 155 (rare earth, Harrington, 138.26 AMUs),  
**Laertius, Diogenes** – 195 (Eudemus, history of Greek Astronomy),  
**Laphynskyi, Oleg** – 214 (decimal recursion of 9 in 4 mathematical entities),  
**LaRouche, Lyndon** – 114 (Foundation, on Kepler's 'Harmonices Mundi'), 120-121 (Nicholas of Cusa), 218 (bibliography),  
**Laserometer** – 214-215 (proving JainPi),  
**Lautizar, Steve** – 186 (contributes a Phi fact),  
**Lawlor, Robert** – 20 (international sacred geometer teacher, quote by Bruce Rawles), 200 (Jain global conference for "Is Pi A Lie?"), 217 (ibid, guest list),

**Lead** – 155 (radioactivity, Harrington),  
**Leave No Child Behind** – 101 (euphemism, negative education),  
**Legacy Pi** – 128 (aka Traditional Pi = 3.142 to 3 dp), 203,  
**Leibnitz, Gottfried Wilhelm** – 22 (chronology of Pi),  
**Leon, Stephane** – 125-126 (email about Billy Meier),  
**Levitation** – 134 (Keely experiment),  
**Leys, Jos** – 15 (impossible figure traditional pi),  
**Lie** – 193 (What if all that you ever knew was a Lie), 200 (Jain global conference for “Is Pi A Lie?”),  
**Lilly, John C** – 183 (quote on discovery),  
**Limit** – 77 (pi as limit of infinite polygons, false notion), 79, 107 (Reddivari), 147 (pi transcendental), 201 (ancient error of false limits to derive pi), 208 (Nathan Jolly on JainPi, linearity),  
**Lindemann, Ferdinand von** – 22 (chronology of Pi), 147 (Pi transcendental),  
**Linearity** – 208 (Nathan Jolly on JainPi),  
**Liouville, Joseph** – 147 (Pi transcendental),  
**Lithium** – 23-24 (psycho control),  
**Loci** – 46 (plural of ‘locus’, geometric derivation of phi reveals Circle of Pi), 60,  
**LollyPop Method** – 245-246 (Geometric Method of Determining JainPi),  
**LongWave** – 107 (HeartZoom, Dan Winter),  
**Los Alamos** – 14, 105, (appendices in Vol 9, reference to 3.144...), 200 (Jain international conference for “Is Pi A Lie?”), 217 (ibid),  
**L-O-V-E** – 88 (Letters in Squaring The Circle worksheet),  
**Lubicz, Schwaller de** – 175 (pyramid maths, Cole),  
**Lucas Sequence** – 31 (aka Powers of Phi, aka PC2[1,3,4]),

## M

**Machin, John** – 22 (chronology of Pi),  
**Macrocosm** – 202-203 (amplification when using JainPi),  
**MacroValence** – 149 (Harrington, Jupiter’s Red Spot),  
**Madhava** – 22 (chronology of Pi),  
**Magdalene, Mary** – 40 (TriUne, TriDivision, Trinity),  
**Magic Squares** – 14, 23 (of 6x6), 31 (MSq 7x7), 78 (MSq of 8x8, Franklin), 131, 212, 245 (MSq 7x7, the centre of this is on page 31, enlarged),  
**Magic Square of 3x3** – 72-73 (MSq of 3x3 Yantram @ 4x45°), 105,  
**Magnetics** – 147 (pinary), 150 (quinary based), 154 (pi dimensions),  
**Malillumination** – 14, (inject knowledge of 3.144...),  
**Maltese Cross** – (see also Prime Number Cross) - 63 (Pi Circle, loci), 63-66 (Phi Geometric worksheet), 246-248 (Saint Germain’s Symbol of the Root 5 Maltese Cross),  
**Mamun Abdullah El** – 169 (enters pyramid),  
**Mandeleevian** – 149 (Periodic Table),  
**Manton Drove** – 143 (near Marlborough, pi image found in crop circle),  
**Masonic** – 93 (radian),  
**Masters, Randolph** – 200 (Jain international conference for “Is Pi A Lie?”), 217 (ibid, guest list),  
**Mathematica** – 178-179 (roots of equation in 4<sup>th</sup> dim),

**Mathematics** – 4 (suppressed), 49 (Intuitive Mathematics), 80-81 (gives false value for legacy pi, books to be rewritten), 195 (Eudemus, Greek maths),  
**Mathmagic Land** – 38 (Donald Duck, dvd on Pythagoras and phi),  
**Maximum Minimum** – 121 (Principle, Lyndon LaRouche),  
**McClain, Joel** – 129 (article about Keely),  
**Meier, Billy** – 13, 125-128 (prophesy of True Value of Pi), 218 (bibliography),  
**Meisner, Gary** – 200 (Jain global conference for “Is Pi A Lie?”), 217 (ibid),  
**Melchizedek, Drunvalo** – 200 (Jain global conference for “Is Pi A Lie?”), 217 (ibid),  
**Menzies, Robert** – 173 (pyramid inch timeline),  
**Mercury** – 140 (Mercury cycle = pi, Barbury Castle crop circle, Wiltshire, pi image),  
**Meridian** – 172 (earth measure),  
**Merkabah** – 203-204 (vehicle of light, biological versus machine),  
**Meter** – 172 (earth measure),  
**Method of Exhaustion** – 201 (ancient error of false limits to derive pi),  
**Michell, John** – 166-167 (squaring the circle),  
**Microcosm** – 202-203 (amplification when using JainPi),  
**Midpoints** – 59 (root 5 geometries),  
**Military** – 77 (Torpedo Bomber Squadron, logo using pi in Royal Air Force),  
**Milky Way** – 125-127 (Billy Meier, black holes & and the corrected pi value),  
**Miyoshi, Kazunori** – 22 (chronology of Pi),  
**Monash University** – 13, 206-212 (article on JainPi sent by Nathan Jolly),  
**MonteCarlo Method** – 14, 105, (appendices Vol 9, reference to 3.144...), 190 (Buffon’s Needle),  
**Moon** – 86 (Moon and Earth diameters), 176 (Earth-Moon Geometry),  
**Moore, Mrs** – 133 (Keely),  
**Moosbrugger, Guido** – 126 (book on True Pi: “Plejadisch-Plejarische Kontakberichte”), 218 (bibliography),  
**MorphoGenesis** – 7 (sub-title), 245 (rewiring Old Pi, Deficient Pi to New Pi, JainPi),  
**Moses** – 173 (cubit),  
**Most Remarkable Triangle** – 175 (Plato’s right-angled phi triangle),  
**Multi-Dimensional** – 91-92 (Golden Right-/angled Phi Triangle),  
**Music** – 131-132 (Keely, musical vibration),  
**Mystical Squaring Of The Circle** – see Squaring Of The Circle

## N

**NanoTechnology** – aka **Nanometry**, 79 (fractal is true versus polygon method to derive pi is falsch), 202 (sub-atomic reality),  
**NASA** – 79 (are using JainPi), 212 (Smokey), 208-209 (Jolly on JainPi),  
**Nature** – 3,  
**Needles** – 13, 189-90 (see Buffon, True Pi),  
**Newton, Isaac** – 22 (chronology of Pi), 170 (cubit = 20.63 inches), 172, 175,  
**Nexii** – 59-60 (Euclid bisecting a line),  
**Nicolas of Cusa** – 3, 12, 120-121 (Circle), 218 (bibliography),  
**NJAS Sequences** – 109 (dictionary of numbers and sequences),  
**Noah** – 173 (cubit),  
**Nonagram** – 12, 122-124 (pi as 3 & 1/7), 122-124,  
**Now** – 202 (Point),

## 0

**Octahedron** – 163 (air element, Plato),  
**Octant** – 207 (article on JainPi sent by Nathan Jolly to Monash Uni),  
**Oenopides** – 195 (of Chios, Eudemus, history of Greek Geometry + Astronomy),  
**Orthogonal** – see also  $90^\circ$ , 154 (Harrington),  
**Ouspensky** – 123 (Gurdjieff, enneagram), 218 (bibliography),

## P

**Paccioli, Luca** – 160 (da Vinci's collaborator),  
**Pappus** – 195 (of Alexandria, Eudemus, history of Greek Geometry),  
**ParthenoGenesis** – 24 (JainPi introduced into society),  
**Pasicles** – 194 (edited Aristotle's works),  
**Pattern Recognition** – (Universal Language) 214 (decimal recursion of 9 in 4 mathematical entities),  
**Pentacle** – 38 (Donald Duck in Mathmagic Land, dvd on Pythagoras and phi), 78, 38 (Donald Duck in Mathmagic Land, dvd on Pythagoras and phi in 1957, by Walt Disney), 102 (youtube link), 185, 187 (EarthHeart, school by Jain 108, blue pentacle), 201 (ancient error of false limits to derive pi), 204 (fear), 1 (front cover Pent Within Pent),  
**Pentagon** – 23, 38, 98 (10 Pythagorean triangles), 101-102 (missing + demonized), 118-119 (creation of decagon), 160 (Dr Serban), 163-164 (ibid), 185,  
**Perimeter** – 25 (squared circle),  
**Periodic Table** – 149-150 (Harrington),  
**Peripatetic School** – 194 (of Aristotle, Eudemus' teacher, pi is wrong),  
**Petrie, William** – 173 (precise instruments made to measure pyramid),  
**Petrie, Flinders William** – 174-175 (son of William Petrie, precise instruments made to measure pyramid),  
**Phi** – 6 (Resurrected + Phi Button + Phi Square Root [see Golden Root]), 10, 11, 37, 46 (geometric interpretation), 20 & 39 (3 tangential circles by Erlandsen), 144 (Powers of, chart), 36 (Powers of), 37 (Phi-less Calculator), 39 (3 tangential circles by Erlandsen), 56 (cascading frequency), 61 (avatar), 63-66 (Phi Geometric worksheet), 74 (Circle division into 8 based on phi), 81, 84 (Powers of Phi), 90 ("Geometry of the Golden Section" by Robert Vincent, 1999), 102, 114 (Phi Vesica), 117 (creation of decagon), 119 (Phi triangle), 156 (Harrington, powers of Phi), 161 (white Chinese pyramid, Atlantis), 174 (King's Chamber, pyramid), 175 (double cube diagonal), 175 (right-angled phi triangle), 184 (Golden Ellipse in Golde Rectangle), 202, 214 (decimal recursion of 9 in 4 mathematical entities),  
**Phi Codes 1+2+3** – (aka The 3 Phi Codes, Digital Compression) – 16-21 (5 distinct Fibonaccoid Codes) (Cracking The 888 Code), 17 (Circular Chart), 21 (Triangling of the Circle, equal areas), 152 (Phi book, volume 7), 204 (flowers),  
**Phi Code 1 (Linear) (1,1,2)** – 16-20,  
**Phi Code 2 (Multi-Dimensional) (1,3,4)** – 16-21, 31 (aka Lucas Sequence or Powers of Phi, aka PC2[1,3,4]),  
**Phi Code 3 (1,4,5)** – 16-21,  
**Philolaus** – 122 (quote on number),  
**Philosopher's Stone** – 160,  
**Philosophy** – 194-195 (Eudemus and Theophrastus, students of Aristotle, historians of science),

**Phi-Pi** – 4, 6, 10, 12, 13, 25-36, 46, 82 (Pyramid), 83-87, 87 (increase unit diameter to root phi to square the circle), 114-119 (quadrature of the diameter), 129-130 (Keely), 149 (pinary dimensions), 183-188 (Phi-Pi relationships: Phi times Pi =  $\pi \Phi = 5.0832\dots$ ), 249,

**Phi Triangle** – 12, 82-88 (Golden Right-Angled), 102 (ibid), 175 (ibid),

**Phi Rectangle** – see **Golden Rectangle**

**Pi** – 6 (Assassinated), 13, 144-145 (Powers of, chart), 15 (impossible figure by Jos Leys), 63 (Pi Circle, loci), 153 (pi axes, Harrington), 154 (pi dimensions, Harrington), 154-155 (Pi Trinomial), 189 (Pi to 40 dp), 214 (decimal recursion of 9 in 4 mathematical entities),

**Pickover, Cliff** – 147 (Pi transcendental, book “Wonders Of Number”), 218 (biblio),

**Piera, Carlos Martin** – 165 (Dr Serban),

**Pinary** – 13, 148-156 (Harrington and JainPi),

**Planck Constant** – 24 (decimals of JainPi, nanotechnology),

**Planets** – 151 (pinary solar system),

**Plato** – 135-137 (Stefanides 4<sup>th</sup> power equation), 163 (half of pi = 1.572..., Dr Serban), 163 (tetrahedron’s element of fire), 175 (pyramid as an observatory), 175 (right-angled phi triangle),

**Platonic Solids** – 14, (inject knowledge of 3.144...),

**Plearjen** – 125 (human/alien),

**Plejadisch-Plejarische Kontakberichte** – 126 (book on True Pi by Guido Moosbrugger), 218 (bibliography),

**Plouffe, Simon** – 22 (chronology of Pi),

**Plutocracy** – 205 (negative Haarp frequency control, NASA),

**Pole Star** – 173 (Alpha Draconis, 4,000 years ago),

**Polygon** – 12, 120-121 (ignorance of polygonal view to derive pi), 77 (pi as limit of infinite polygons, false notion), 107 (Reddivari), 120-121 (Nicolas of Cusa, nonsense of pi’s polygonal view), 199-200 (ibid),

**Polyhedron** – 74 (120 sided polyhedron), 201 (ancient error of false limits to derive pi),

**Polynomial** – 208 (JainPi is an algebraic number, and a root of the polynomial  $x^4 + 16x^2 - 256$  [Stefanides]).

**Powers of 2** – (see Doubling Sequence)

**Powers of Phi (aka Powers Of Phi or PC2, see Phi)** – 36,

**PPPP** – 4 (Priveleged ParaPhysical Pi Protector),

**Prime Numbers** – 153-154 (dimensions, pinary),

**Prime Number Cross** – 11, 46-81 (generated from Root 5 diagonals),

**Probability Theory** – 190-191 (Buffon’s Needles),

**Propositions** – 113 (“... On The Exact Value Of Pi” front cover of Reddivari’s book),

**Proctor** – 175 (pyramid as an observatory),

**Proclus** – 175 (commentary on Plato’s book “Timaeus”), 195 (Eudemus, Gk Geometry),

**Prosperity Code** – 249 (Binary Code Disk, Wealth Multiplier),

**Protein** – 78 (every protein is a pentacle),

**PsychoActive** – 66 (Maltese Cross from Phi geometries),

**Ptaah** – 126 (Billy Meier material),

**Ptolemy** – 22 (chronology of Pi),

**Pure Intention** – 202 (when using JainPi),



**Pyramid** – 13, 28 (squaring the circle), 75 (height of Cheops aka Golden Root), 81, 83-87), 86 (base angle  $51^\circ 51'$  of Gizeh pyramid), 87 (increase unit diameter to root phi to square the circle), 168-176 (John Taylor and True Pi in Cheops Pyramid), 135-137 (Stefanides 4<sup>th</sup> power equation), 159 (Dr Serban's notes), 160-161 (water pyramid, Dr Serban), 161 (white Chinese pyramid, Atlantis), 163 (ibid), 168 (standing upon), 171 (pyramid triangle surfaces = square of height), 172 (Taylor's book: The Great Pyramid), 175 (right-angled phi triangle), 177 (light shafts), 182, 202, 218 (bibliography),  
**Pyramidion** – 175 (of Cheops Pyramid, top missing cap),  
**Pythagoras** – 38 (Donald Duck in Mathmagic Land, dvd on Pythagoras and phi in 1957, by Walt Disney), 102 (youtube link), 169, 195 (Eudemus and Theophrastus, students of Aristotle, historians of science),  
**Pythagoras' Theorem** – 48 (to understand Circle of Pi locii), 67, 98 (10 Pythagorean triangles form pentagon), 98-99 (10 Pythagorean triangles form pentagon, has  $53.13^\circ$  angle), 102 (Golden Root), 174 (Pythagorean Triangles in King's Chamber), 176,

## Q

**Quadratic** – 13, 135-137 (Stefanides 4<sup>th</sup> power equation), 177-181 (4<sup>th</sup> Dimensional equation), 178-179 (quartic equation has roots of JainPi),  
**Quadrature** – 12, 114-119 (of the diameter), 25 (Circle's Quadrature means equal areas of circle and unit square), 71, 165 (Dr Serban), 195 (Eudemus),  
**Quartic** – 178-179 (quartic equation has roots of JainPi),  
**Queen's Chamber** – 175 (Bauval, King's Chamber),  
**Quinary** – 149 (based Magnetics, Harrington),  
**Quintin, Jonathan** – 200 (Jain global conference for "Is Pi A Lie?"), 217 (ibid),

## R

**Rad** – 96 (abbreviation for radian),  
**Radian** – 11, 93-103 (JainPi Radian = 57.240... degrees), 185, 187, 207 (article on JainPi sent by Nathan Jolly to Monash Uni, sqrt phi radians = 1 octant),  
**Radioactive** – 155 (pinary, Harrington),  
**Rainforest Reactor Research** – 148 (Harrington),  
**Ramanujan, Srinivas** – 22 (chronology of Pi),  
**Rapid Mental Calculation** – see Vedic Mathematics  
**Rateike, Chuck** – 192-193 (submitted Chart, to 1,000 decimal places),  
**Rawles, Bruce** – 20 (quote on Form), 200 (Jain international conference for "Is Pi A Lie?"), 217 (ibid),  
**Rectification** – 25 (equal perimeters of circle and unit square), 167 (mystical squaring of the circle),  
**Recursive** – see Fractal  
**Red Spot** – 149 (Harrington, Jupiter aka Jove),  
**Reddivari** – (aka Reddy), 106-113 (1.414 (value of Pi = 3.1464466... based on square root of 2), 81, 113 (portrait photo), 121, 200 (Jain international conference for "Is Pi A Lie?"), 201, 203, 205, 217 (global pi conference, guest list),  
**Reed, Michael** – 140 (first noticed Barbury Castle, Wiltshire, pi image),  
**Reitwiesner, George** – 22 (chronology of Pi),  
**Religion** – 157 (quote),  
**Remember** – (Who You Are),  
**Rep Digits** – 193 (Chart of JainPi to 1,000 dp),

**Repeating 24 Pattern** – 16-21 (3 Phi Codes),  
**RePent** – 203 (phi harmonics of Pentacle),  
**Resonance** – 131 (Keely),  
**Resonance Project** – (see Haramain)  
**Resurrection** – 37-45 (of Phi),  
**Rhind Papyrus** – 22 (chronology of Pi),  
**Rhodes** – 194 (ancient Greek reference to True Pi via Eudemus),  
**Right Angled Phi Tri△ngle** – 12, 82-88 (Golden Right-Angled), 176 (right-angled phi  $\Delta$ ),  
**Robots** – 127 (ETS, Billy Meier),  
**Rodin, Marko** – 200 (Jain global conference for “Is Pi A Lie?”), 217 (ibid),  
**Romanian** – 160 (Apa = water, Dr Serban),  
**Rosetta Stone** – 173 (deciphered by Champollion), 206 (article on JainPi sent by Nathan Jolly to Monash Uni),  
**Royal Air Force** – 77 (Torpedo Bomber Squadron, logo using pi),  
**Rutherford, William** – 22 (chronology of Pi),

## S

**Sacred** – 102 (mathematics),  
**Sacred Geometry** – 3, 20 (classic book by Robert Lawlor, quote by Bruce Rawles),  
**Saint Germain** – 246-247 (Symbol of Root 5 Maltese Cross),  
**Salamin, Eugene** – 22 (chronology of Pi),  
**Satellites** – 144-145 (Powers of, chart, error),  
**Scale Invariancy** – 92 (size does not matter),  
**Schiff, Aya** – 200 (Jain global conference for “Is Pi A Lie?”), 217 (ibid),  
**Science** – 157 (quote), 218 (bibliography),  
**Secrets Of The Great Pyramid** – 129 (by Peter Tompkins, Egyptologist), 169, 218 (bibliography),  
**Semi-Circle** – 48 (Semi-Circle with Unit Square is the Key to JainPi & Phi Harmonics),  
**Serban Dr, Mircea-Mugurel** – 13, 157-167 (of Romania, on True Pi)  
**Shanks, Daniel** – 22 (chronology of Pi),  
**Shanks, William** – 22 (chronology of Pi),  
**Shape Shifting** – (CubOctaHedron),  
**Share** – 31, 204 (fractal compression),  
**Sharp, Abraham** – 22 (chronology of Pi),  
**Sheeple** – 24, 78,  
**Shiva** – 40 (TriUne, TriDivision, Destruction), 107-108 (classic book on Vedic Mathematics by Bharati Krsna Tirthaji, secret of traditional pi is based on 32 divisions), 110-112,  
**ShortWave** – 107 (HeartZoom, Dan Winter),  
**Siculus, Diodorus** – 170 (pyramid, stadium length),  
**Sigma** – 16-21 (Sum of all digitally compressed single digits),  
**Sigma Code (see Digital Compression)**  
**Simplicius** – 195 (Eudemus, history of Greek Geometry + Astronomy),  
**Sine** – see Trigonometry  
**Sirius** – 175 (Bauval, King’s Chamber),  
**Siva** – see Shiva (Method for calculating trad pi),  
**Smokey** – 14, 105, 213 (NASA engineer, pi is in error),

**Smyth, Piazz** – 173 (cubit),  
**Socrates** – 205 (debates, open forum),  
**Sol** – 127 (aka Sun, climatic changes, Billy Meier), 151 (binary solar system),  
**Space** – 125-127 (Travel, Billy Meier, black holes & and the corrected pi value), 154 (Harrington), 181 (quartic equation has roots of JainPi, complex solutions, square root of minus one aka " $\sqrt{-1}$ " allows 90° turn in space),  
**Span** – 49 (double height as ideal for ceiling, outstretched arms),  
**Sphere** – 172 (cubing the sphere in pyramid),  
**Square** – 23, 171 (Pyramid), 201 (ancient error of false limits to derive pi),  
**Square Area** – 10, 30, 84 (Internal Square of Height of Pyramid), 171 (pyramid triangle surfaces and height), 191 (dartboard and Buffon's Needles),  
**Square Root Harmonics** – 11, 35 (Root 5), 157 (the radical of phi = 1.272...),  
**Squaring Of The Circle** – 10 (25-36), 28, 32, 80 (Circle-Squarers), 86 (base angle 51° 51' of Gizeh pyramid), 87 (increase unit diameter to root phi to square the circle), 90 ("Geometry of the Golden Section" by Robert Vincent, 1999), 129 (Keely), 135-137 (Stefanides 4<sup>th</sup> power equation), 172 (pyramid), 175,  
**Sri 108** – aka Shri or Holy 108, derived by digital compression of Fibonacci Sequence,  
**Stadium** – 170 (pyramid, 1 stadium = 600 Greek feet),  
**Stairway To Heaven** – 31 (aka Lucas Sequence or Powers of Phi, aka PC2[1,3,4]), 91-92 (Golden Right-/angled Phi Triangle),  
**Star Decagon** – see Decagon,  
**Star Pentagon** – see Pentagon,  
**StarCash** – 119 (fuel card by Caltex has a pentacle logo),  
**Star Language** – 78,  
**StarGate** – 23 (bending Time via JainPi Harmonics),  
**StarTrek** – 23 (reality),  
**Stecchini, Livio Catullo** – 175 (pyramid maths, Cole),  
**Stefanides, Prof Panagiotis** – 13, 135-137 (on true pi), 200 (Jain international conference for "Is Pi A Lie?"), 208 (JainPi is an algebraic number, and a root of the polynomial  $x^4 + 16x^2 - 256$  [Stefanides] quoted by Jolly), 217 (global pi conference, guest list), 218 (bibliography),  
**Strabo** – 170 (pyramid, stadium length),  
**Sun** – 9 (Sunflare, my mother), 127 (climatic changes, Billy Meier, Sol), 204 (Vedas written on rays of sun),  
**Sunflower** – 204 (21:34 coding, perfect compression of seeds),  
**Surveying** – 214-215 (laserometer, proving JainPi),  
**Swaztika** – 246 (contained in Saint Germain's Symbol of the Root 5 Maltese Cross),  
**Symmetry** – 178 (pi has no symmetry),  
**T**  
**Takahashi, Daisuke** – 22 (chronology of Pi),  
**Tanmatra** – 160 (hindi tattva, Dr Serban),  
**Tattva** – 160 (hindi tanmatra, Dr Serban),  
**Taylor, John** – 13, 168-176 (True Pi in Cheops Pyramid), 171-173,  
**Technology** – 3, 125 (Billy Meier and the corrected pi value),  
**Telestial** – 31 (heavenly),  
**Templar Cross** – (see Prime Numbers)

**Temple** – 49 (double height for ceiling as ideal), 201 (Vastu),  
**Temple Of Jerusalem** – 170 (Josephus),  
**Tenen, Stan** – 200 (Jain global conference for “Is Pi A Lie?”), 217 (ibid, guest list),  
**Tesla** – 16 (The 3-6-9 Code or Wheel of 8 Digits: [3-3-6-9-6-6-3-9]), 23, 133 (Keely),  
**TetraHedron** – 163 (edge = 4 divided by root 6),  
**Thales** – 195 (of Miletus, Eudemus, history of Greek Geometry),  
**The Birds** – 195 (play by Aristophanes, reference to pi is wrong),  
**The Book Of Phi, Volume 4** – 122 (enneagram and pi as 3 & 1/7),  
**The Book Of Phi, Volume 7** – 152 (666 code),  
**The Book Of Phi, Volume 8** – 1 (front cover), 153 (an upcoming book by Jain 108), 196 (Japasetta), 244-245 (front cover possibility art deco), 247 (back cover and last page),  
**The Book Of Phi, Volume 9 (Legacy Pi)** – 105, 246-247 (back cover blurb),  
**The Genius Frequency** – 161 (book by John Falone),  
**The Great Pyramid** – 172 (Taylor’s book: Why Was It Built & Who Built It),  
**The Science Of Christian Economy** – 120 (Lyndon LaRouche),  
**Theon** – 195 (of Smyrna, Eudemus, history of Greek Astronomy),  
**Theophrastus** – 194 (of Lesbos, Aristotle’s pupil),  
**ThreePointOneFourFourOlogy** – 4,  
**Timaeus** – 175 (Plato’s book), 195 (Eudemus, Greek Geometry),  
**Time** – 4, 23 (bending), 49 (travel), 127-128 (travel), 148, 202 (travel),  
**Tirthaji, Bharati Krsna,** – 107 (classic book on Vedic Mathematics),  
**Todman, Geoff** – 101 (Fun With Mathematics),  
**Tombstone** – 7 (Jain),  
**Tompkins, Peter** – 129 (Egyptologist), 169, 218 (bibliography),  
**Tornado** – 203 (surviving via embedding small tornado in big tornado),  
**Torpedo Bomber Squadron** – 77 (Royal Air Force, logo using pi),  
**Torus** – 11, 35 (ring of Root 5), 202-203 (implosion),  
**Transcendental** – 140 (number, 3 dots of pi crop circle, Barbury Castle), 178 (pi),  
**Triad** – 20 (Wave, on 3ness, Brenda Williams), 20 (Triple Bonds in DNA), 39-40 (TriUne, TriDivision), 114 (Trinitization, Phi Vesica),  
**Triangle** – 21 (Triangling of the Circle, equal areas, equiAngular TriAngle), 23, 61 (right-angled with special phi properties), 66 (triangular cross), 67-68 ( $=\sqrt{5}/2$ ), 84 (Plato’s Most Beautiful Triangle based on Phi), 122-124 (EquiLateral, Enneagram), 171 (pyramid triangle surfaces = square of height),  
**Trigonometry** – 94 (radian, sine of an angle), 170 (pyramid), 181-182 (quartic equation has roots of JainPi, complex solutions, square root of minus one aka “ $\sqrt{-1}$ ”), 185-186 (phi expressed in sine and cosine), 191 (integral, area under curve, Buffon’s needles), 206 (article on JainPi sent by Nathan Jolly to Monash Uni),  
**Triplets** – see Triad  
**Trinity** – see Triad  
**Triune** – see Triad  
**Tropic of Capricorn** – & Cancer, 74 (Circle division into 8 based on phi),  
**Truth** – 8 (Lies),  
**Tuning Forks** – 132 (Keely, musical vibration),  
**Turkish** – 123 (sufi knowledge),

## U

**Unit Circle** – 10, 25, 30, 19-20 (3 Unit Circles elucidating Phi Proportion, important PsychoActive geometry by Erlandsen), 48 (Unit Square in Semi-Circle contains Phi Reciprocal),

**Unit Square** – 48 (Unit Square in Semi-Circle contains Phi Reciprocal), 56 (geometry generating Circle of Pi), 201,

**Universe** – 66,

**Universal Domain** – 113,

**University** – 13, 206-212 (Monash, article on JainPi sent by Nathan Jolly),

**Upanishads** – (108 sacred vedic books),

## V

**Vaporic Gun** – 132 (hydrogen gas, Keely, specific gravity),

**Vastu** – 201 (Vedic Temples),

**Vector Equilibrium** – (see Cuboctahedron)

**Vedas** – see Vedic

**Vedic** – 107-108 (“Vedic Mathematics” - classic book by Bharati Krsna Tirthaji, secret of trad pi is based on 32 divisions), 160 (Apa = water, vedic deity, Dr Serban), 201 (Vastu design-based Temples), 204 (Maths, race of geniuses),

**Velocity** – 96 (radians),

**Ventillation** – 170 (pyramid shafts),

**Viete, Francois** – 22 (chronology of Pi),

**Vincent, Robert** – 176 (author of “Geometry Of the Golden Section”), 218 (biblio),

**Vinci, Leonardo da,** – 160 (Paccioli’s collaborator),

**Vishnu** – 40 (TriUne, TriDivision, Preservation),

**Vortex Mathematics** – 217 (global pi conference),

**VortexSpace** – 40 (phi mathematicians), 41 (16 small circles in 4x4 grid),

**Voyager** – 14, 212 (NASA spacecrtf, pi is in error),

## W

**Wallis, John** – 22 (chronology of Pi),

**Ward, Trevor** – 141 (Barbury Castle crop circle, Wiltshire, pi image),

**Water** – 160-161 (Dr Serban),

**Wealth** – 249 (Binary Code Disk, Prosperity Code, Wealth Multiplier),

**Wheatgrass** – 24 (versus soy-latte, slow social changes),

**Wheel of 8** – 16 (The 3-6-9 Code or Wheel of 8 Digits: [3-3-6-9-6-6-3-9]),

**Wheel of 24** – 117 – 16-21 (3 Phi Codes),

**Wheels Within Wheels** – 152 (Phi 7 book),

**Wi-fi** – 23 (cancer),

**Wikipedia** – thanks for many amazing online resources

**Wilcock, David** – 13, 135-137 (on true pi), 200 (Jain international conference for “Is Pi A Lie?”), 217 (ibid),

**Williams, Alex** – 186 (Phi & 5s),

**Williams, Brenda** – 20 (Triad Wave, on 3ness),

**Wilpena Pound** – 28 (aka Grid Point 44),

**Wiltshire** – 138-143 (Barbury Castle, pi image found in crop circle),

**Winter, Dan** – 107 (Heart Zoom), 199 (quote about Einstein and Fractal), 200 (Heart-Zoom Fractal), 200 (Jain international conference for “Is Pi A Lie?”), 217 (ibid),

**Wolfram** – 164 (email from Dr Serban on True Value Of Pi), 196 (Japasetta, email),  
**Woman** – 244 (Art Deco Lacquered Panel, by Jean Dunand, 1925),  
**Women's Weekly** – 23 (magazine, prophesy of "liking"),  
**Wonders Of Number** – 147 (book, Pickover), 218 (bibliography),  
**Wrench, John** – 22 (chronology of Pi),  
**Wroughton** – 138-143 (near Wiltshire, Barbury Castle, pi image found in crop circle),

**X Y**

**Yantram** – 72-73 (MSq of 3x3 Pattern @ 4x45°, front cover of Jain's Book)

**Z**

**Zeta Orionis** – 175 (Bauval, King's Chamber),

## INDEX OF NUMBERS

aka **HARMONICS INDEX**

aka **NUMERICAL DICTIONARY of NUMBER REFERENCES**

aka **HARMONIC STAIRWAY**

nb: Any reference to an image or chart is underlined.

### LEGEND:

... (3 Dots) after some numbers means that the decimal keeps on continuing.

: (Colon) means Proportion, as is 21:34, spoken as "the ratio of 21 to 34".

Sqrt = Square Root.

**$\sqrt{-1}$**  (Square root of Minus 1 aka "i") – 181-182 (quartic equation has roots of JainPi, complex solutions),

**0** – Zero

**.001219896...** – 76 (The difference between 1.273239545... and 1.272019649... the Golden Root using Pi versus True Pi is .001219896...)

**.0958... %** – 41 (difference between legacy Pi (3.141... versus JainPi 3.144...)

**.25** – (see Quadrature),

**.021...** – 36 (Chart for the reciprocal powers of Phi, aka  $1/\phi^8$ ),

**.034...** – 36 (Chart for the reciprocal powers of Phi, aka  $1/\phi^7$ ),

**.056...** – 36 (Chart for the reciprocal powers of Phi, aka  $1/\phi^6$ ),

**.090...** – 36 (Chart for the reciprocal powers of Phi, aka  $1/\phi^5$ ),

**.142857...** – 122-124 (decimal form of 1/7, ".142857 Repeater", pi approximated as 3 & 1/7), 147 (5 axes for time),

**.146...** – 36 (Chart for the reciprocal powers of Phi, aka  $1/\phi^4$ ),

**.236...** – 36 (Chart for the reciprocal powers of Phi, aka  $1/\phi^3$ ),

**.333** – 85 (one third of vertical height of Cheop's Pyramid),

**.382...** – 36 (Chart for the powers of Phi, aka  $1/\phi^2$ ),

**.486...** – 35 (area of torus ring),

**.5** – 32-33 (radius of squared circle expanding from .5 to .636...), 60-61 (locii of Circle of Pi), 71 (root 5 star geometry), 186 (Phi expressed in terms of 5 and Point 5),  
**.514...** – 155 ( $\Phi \div J\pi = 0.51454275658426...$ ),  
**.559...** – 152 (reciprocal of one plus root phi:  $1/(\sqrt{\Phi} + 1)$ ),  
**.564...** – 152 (reciprocal of root pi:  $1/\sqrt{\pi} = 0.56418958354776...$ ),  
**.618...** – (Reciprocal of "Phi" and expressed as "phi") 20 & 39 (3 tangential circles by Erlandsen), 36 (Chart for the reciprocal powers of Phi, aka  $1/\phi$ ), 48 (Unit Square in Semi-Circle contains Phi Reciprocal), 117 (creation of decagon), 185 (degrees, in pentagon),  
**.636...** – 32-34 (radius of squared circle expanding from .5), 35, 190-191 (Buffon's Needle, 636 out of 1,000 needles dropped, relates to JainPi),  
**.786...** – 29-31 (proportion of areas: Unit Circle Circumscribed by its Square = 3.144...  $\div 4$  aka  $1 \div \sqrt{1/\phi}$ ), 36 (Chart for the reciprocal powers of Phi, aka  $1/\phi^{1/2}$ ), 146 (to 15 dp =  $1/\text{root Phi}$ ),  
**.90455.....** – (pyramid base angle of  $51.8^\circ$  in radians)  
**1** – 8 (quote),  
**1.11803988...** – 67-68 ( $= \sqrt{5/2}$ ), 115-116,  
**1.272...** – (see also **Golden Root aka Square Root Of Phi**), 29-30, 32-35, 75-81, 84 (Plato's Most Beautiful Triangle based on Phi), 131, 135-137 (Stefanides 4<sup>th</sup> power equation), 146 (to 15 dp), 148, 153 (Harrington), 158 (Dr Serban's notes), 162-163 (Atlantean section), 176, 199-200, 207 (article on JainPi sent by Nathan Jolly to Monash Uni, sqrt phi radians = 1 octant),  
**1.3313...** – 130 (Brown's Constant, harmonics, cube root of pi = 1.3313...),  
**1.414...** (**Square root of 2**) – 106-113 (Reddivari's value of Pi), 81, 158 (Dr Serban's notes), 162-163 (Atlantean section), 181 (quartic equation has roots of JainPi), 199-200, 201, 207 (article on JainPi sent by Nathan Jolly to Monash Uni),  
**1.570...** – 167 (half of pi),  
**1.572...** – 163 (half of pi, Dr Serban), 167 (half of JainPi), 176 (height pyramid = 1, side =  $\pi/2$ ),  
**1.618033988...** (see **Phi**) – referenced throughout the whole book.  
**1.732...** (root of 3) – 163-164 (Dr Serban, cube, pyramid),  
**1.772...** (**Square Root of Legacy Pi**) – 83 (squaring of circle,  $r=1$  square side = root of Pi = 1.772... approx), 167,  
**1.773...** (**Square Root of JainPi**) – 83 (squaring of circle,  $r=1$  square side = root of JainPi = 1.773... approx), 167,  
**1.943...** – 155 ( $J\pi \div \Phi = 1.943473...$ ),  
**2.2360679...** (**Square Root of 5 aka  $\sqrt{5}$** ) – 11, 35 (Torus Ring), 46 (Double Square), 67 (Root 5 Star), 20 & 39 (3 tangential circles by Erlandsen), 50-51, 52 (Root 5 Rectangle), 53 (chart of Root 5 to 2,500 decimals), 63-66 (Phi Geometric worksheet), 69-70-72 (Root 5 Star), 74 (circle division into 8 parts), 107, 135-137 (Stefanides 4<sup>th</sup> power equation), 146 (to 15 dp), 158 (Dr Serban's notes), 174 (Pythagorean Triangle with root 5), 175 (double cube diagonal degrees  $\div 26^\circ 33' 54''$ ), 178 (pi), 178-179-180 (quartic equation has roots of JainPi), 186 (Phi expressed in terms of 5 and root 5), 199-200, 201 (ancient error of false limits to derive pi), 202, 206 (article on JainPi sent by Nathan Jolly to Monash Uni), 246-248 (Saint Germain's Symbol of the Root 5 Maltese Cross),  
**2.449...** (**Square Root of 6**) – 163 (tetrahedron's edge = 4 divided by root 6),  
**2.618033988...** –  $= \Phi^2$  (Phi Squared), 92 (Golden Right-/angled Phi Triangle), 144 (Powers of, chart), 183,

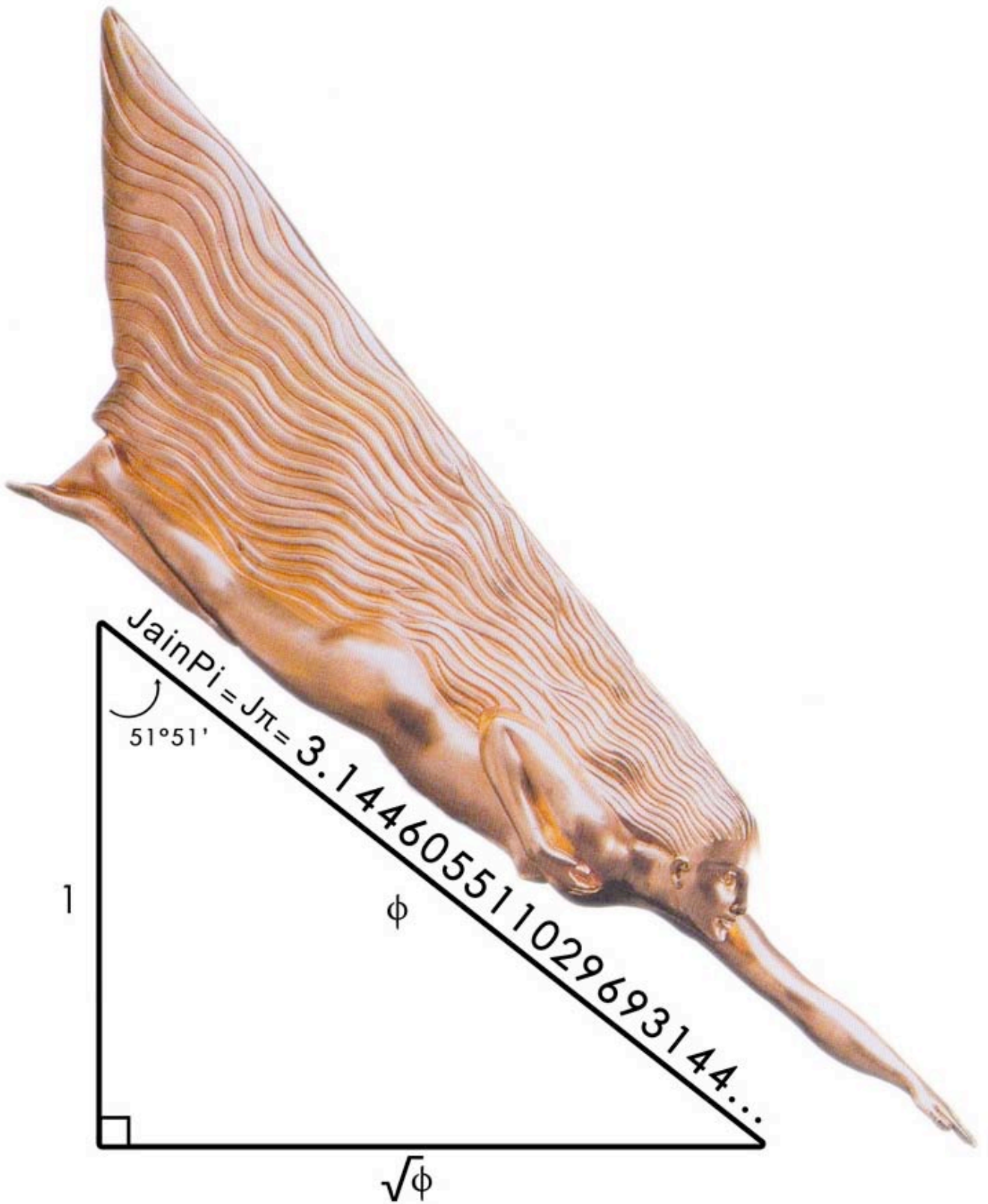
**2.71828** – 147 (Exponential Number “e”, transcendental), 163 (Dr Serban), 214 (decimal recursion of 9 in 4 mathematical entities),  
**3** – 19-20 (3 Circles elucidating Phi Proportion, important PsychoActive geometry by Erlandsen), 38 (5 fingers as a clue to root 5), 114 (trinitization), 122-124 (EquiLateral, Enneagram),  
**3 Primal Phi Codes** – see Phi Codes 1+2+3 (Cracking The 888 Code)  
**3.141592...** – (Traditional Pi), squaring of circle,  $r=1$  square side = root of Pi = 1.77 approx), 140 (Mercury cycle = pi, Barbury Castle crop circle, Wiltshire, pi image), 147 (pi as fraction  $355 \div 113$  correct to 6dp),  
**3.142857...** – 12, 122-124 (pi approximated as 3 & 1/7), 174-175,  
**3.144... (JainPi = True Value of Pi)** – The Book Of Phi, volume 8 – p2 (to 50 decimal places), 146 (to 15 dp), 192-193 (Chart, to 1,000 decimal places),  
**3.1464466...** – 108 (pi approximated by Reddivari of Hyderabad aka  $[14 - \text{Root } 2] \div 4$ ),  
**3.2360679...** ( $1 + \sqrt{5}$ ) – 58-59,  
**3.44** – 154-155 (pinary),  
**4** – 12, 114-119 (quadrature of the diameter using 1:4 ratio), 32 (perimeter of unit square), 44-45 (4 cubed, Chessboard underpinning geometry of JainPi), 71 (quadrature), 140 (4 turns of Barbury Castle crop circle, Wiltshire, pi image), 178-179-180 (quartic equation has roots of JainPi), 201,  
**5** – 16-19 (5 distinct Fibonaccoid Codes), 147 (time has 5 axes), 150 (quinary based magnetics), 153 (dimensions and pi axes), 156 (Harrington), 185-186 (phi trigonometry),  
**5.083...** – (Phi x TradPi aka =  $\phi \pi$  aka 5.0832036899594...), 103, 154 (Harrington),  
**5.088...** – 34 (Phi x JainPi aka =  $\phi J\pi$  aka 5.088078598056...), 103, 182 (quartic equation has roots as JainPi), 183-188 (Phi-Pi relationships),  
**5.23...** – 154 (2 times Phi squared),  
**6** – 23 (Magic Square), see Hexagon, 79-80 (6 sided polygon to derive pi),  
**6.283...** – 167 (Perimeter of Circle=Square = 2 Pi),  
**6.289...** – 167 (Perimeter of Circle=Square = 2 JainPi),  
**7** – 50 (6 cubes around a central 7<sup>th</sup>, HeptoCubic design by Jose Arguelles), 93 (radian),  
**8** – 44-45 (Chessboard underpinning geometry), 74 (Circle division into 8 based on phi),  
**9** – 11, 122-124 (Ouspensky, see also Nonagram), 214 (decimal recursion of 9 in 4 mathematical entities),  
**9.869...** – 186 (Pi squared & its relationship to 987),  
**10** – 98 (10 Pythagorean triangles form pentagon), 140 (10 digits of pi crop circle, Barbury Castle),  
**12** – 214 (decimal recursion of 9 in 4 mathematical entities, in 12<sup>th</sup> dp),  
**13.01** – 155 (pi + pi squared),  
**14** – 154-155 (pinary),  
**16** – 40-43 (quartering of the radius, to make a 16x16 square, key to JainPi), 44-45 (Chessboard underpinning geometry of JainPi), 178-179-180 (quartic equation has roots of JainPi), 196 (formula for JainPi involves 16:  $J\pi = \sqrt{16 \div \phi}$ ),  
**20.63** – 170 (Newton’s cubit),  
**24.8** – 170 (Josephus’s cubit, between this and 25.02 inches),  
**21** – 204 (21:34 coding, perfect compression of sunflower seeds),  
**22** – 77 (22 Torpedo Bomber Squadron, logo using pi in Royal Air Force), 140 (Mercury cycle = pi, Barbury Castle crop circle, Wiltshire, pi image),



**24** – 16-21 (3 Phi Codes), 79 (Gayatri Mantra, sonic vedic prayer encoding sri 108, having 24 syllables), 79-80 (24 sided polygon to derive pi, IcosaTetraGon), 122 (EquiLateral, Enneagram and 3-6-9),  
**24 Repeating Pattern** – of the digitally compressed infinite Fibonacci sequence  
**25.026...** – 172 (inches in a pyramid cubit, satellite precision),  
**26° 33' 54"** – 175 (degrees of descending pyramid passageway, approx. degrees of diagonal of double cube),  
**31** – 155 (pi cubed = 31.06),  
**32** – 107-108 (classic book on Vedic Mathematics by Bharati Krsna Tirthaji, secret of trad pi is based on 32 divisions), 110-112,  
**34** – 204 (21:34 coding, perfect compression of sunflower seeds),  
**36** – 140 (degrees, 10 divisions of Barbury Castle, Wiltshire, pi image), 185 (degrees, in pentagon),  
**40** – 140 (10 pi digits sum 40, Barbury Castle crop circle, Wiltshire, pi image),  
**45** – 16 (The 3-6-9 Code or Wheel of 8 Digits: [3-3-6-9-6-6-3-9]), 207 (degrees, article on JainPi sent by Nathan Jolly to Monash Uni, sqrt phi radians = 1 octant),  
**51.83°** – 91-92 (decimalized form of 51° 51'),  
**51° 51'** – 86 (base angle of Gizeh pyramid derived from Squared Circle), 91-92, 102, 170 (Jomard 51° 19'), 171,  
**53.13° ...** – 98-99 (10 Pythagorean triangles form pentagon, the 3-4-5 triangle contains this 53.13° angle),  
**57.24** – 12, 82, 93 (Jain Radian = 57.2408842281331...° or about 57° 14' 27"),  
**57.29** – 12, 82, 93 (Trad Radian = 57.2408842281331...° or about 57° 17' 45"),  
**64** – 44-45 (Chessboard underpinning geometry of JainPi),  
**72** – 16-21 (3 Phi Codes), 185 (degrees, in pentagon),  
**81** – 16-21 (Chart of 24x81 Digitally Compressed Fibonaccoid Sequences),  
**90°** – 92 (Golden Right-/angled Phi Triangle), 181 (quartic equation has roots of JainPi, complex solutions, square root of minus one aka " $\sqrt{-1}$ " allows 90° turn in space), 201 (Vastu design-based Temples),  
**108** – 16-21 (3 Phi Codes), 23, 79 (Gayatri Mantra, sonic vedic prayer encoding sri 108, having 24 syllables), 122 (EquiLateral, Enneagram and 3-6-9), 198 (JainPi correct to 108 dp Jain in 9 rows of 12 digits), 204 (3 sacred Phi Codes 108 by Jain),  
**108+9** – 16-21 (3 Phi Codes),  
**111** – 17 (Circular Chart Cracking The 111 and 888 in 3 Phi Codes),  
**113** – 147 (pi as fraction 355÷113 correct to 6dp),  
**116** – 140 (Mercury cycle = pi, Barbury Castle crop circle, Wiltshire, pi image),  
**116.5** – 172 (pyramid, Taylor),  
**117** – 16-21 (3 Phi Codes),  
**120** – 74 (polyhedron),  
**138** – 154-155 (pinary, Harrington, 138.26 AMUs),  
**147.9** – 171 (pyramid height in meters),  
**192** – 108 (sides of polygon than Archimedes used to determine trad pi),  
**216** – 16-17 (Repeating 9 patterns in Phi Codes), 23, 97 (to convert from radians to degrees, multiply by 180/π),  
**220** – 174 (half the base of pyramid in cubits, aka "median triangle" apothem),  
**233** – 130 (Fibonacci Number, start of a diatonic scale),

**256** – 178-179-180 (quartic equation has roots of JainPi),  
**355** – 147 (pi as fraction  $355 \div 113$  correct to 6dp),  
**377** – 130-131 (Fibonacci Number, start of a diatonic scale),  
**280** – 174 (height of pyramid in cubits),  
**351** – 21 (Triangling of the Circle, equal areas) (sum of all 3 Phi Codes =  $3 \times 117$ ),  
**356** – 174 (apothem of pyramid in cubits),  
**360** – 93-94 (radian),  
**366** – 172 (pyramid, Taylor),  
**369** – 16 (The 3-6-9 Code or Wheel of 8 Digits: [3-3-6-9-6-6-3-9]), 122-124 (Equilateral, Enneagram and 3-6-9),  
**400** – 170 (pyramid apothem, 1 stadium = 400 cubits, Herodotus),  
**440** – 175 (pyramid base in cubits),  
**485.5** – 171 (pyramid height in feet),  
**512** – 203 (cell division, vehicle of light, biological versus machine),  
**600** – 170 (pyramid apothem, 1 stadium = 600 Greek feet),  
**636** – 190-191 (Buffon's Needle, 636 out of 1,000 needles dropped),  
**666** – 19 (3 Phi Code Spirals as true meaning of 666), 152 (cracking code),  
**888** – 17 (Circular Chart Cracking The 111 and 888 in 3 Phi Codes),  
**961** – 144-145 (Powers of Pi, chart),  
**987** – 186 (Pi squared = 9.869... & its harmonic relationship to 987),  
**1,080** – 16 (The 3-6-9 Code or Wheel of 8 Digits: [3-3-6-9-6-6-3-9]),  
**3,141** – 214-215 (meters, laserometer, proving JainPi),  
**3,144** – 214-215 (meters, laserometer, proving JainPi),  
**7,898.78** – 172 (earth's polar axis in miles),  
**8,424** – 16-21 (3 Phi Codes, sigma),  
**9,720** – 16-21 (sigma sum of all digits in Chart of 24x81 Digitally Compressed Fibonaccoid Sequences),  
**500,500,500** – 172 (earth's polar axis in inches, see 7,898.78 miles),  
**769,246,427,201,094,785,080,787,978,422,393,713,094,534,885,688,979,999,504,44**  
**7,628,313,150,135,520** –  
 197 (Fib 360 aka 'Fibonacci Number 360' used by Japaseta to calculate JainPi from Phi by dividing this 75 digit number into the larger entity Fib 361 shown below),  
**1,244,666,864,935,793,005,828,156,005,589,143,096,022,236,302,705,537,193,166,**  
**716,344,690,085,611,761** –  
 197 (Fib 361 used by Japaseta to calculate JainPi from Phi by dividing this 76 digit number by Fib 360 shown above),





The Descent of JainPi, symbolically arriving to Planet Earth  
via a cosmic Comet Person Messenger.

★ (originally from a bronze Art Deco piece by Maurice Guiraud-Riviere, 1920s) ★

# THE BOOK OF PHI

VOLUME

8

The TRUE VALUE of Pi  
Jain Pi = 3.144...




Jain 108



PUBLISHED 2014

The 108 decimal places of Jain Pi, emanating and spiralling from the pineal gland of an Art Deco Woman

★ (originally from a lacquered panel by Jean Dunand in 1925) ★



A 16<sup>th</sup> slice of Pi, graphically demonstrating the Area Under The Curve),  
an example of the high quality images used  
to deliver my new powerpoint presentations for the upcoming  
Jain Mathemagics global tour to Awaken the Memory of True Pi  
and replace the Old Pi, the Legacy Pi, the Traditional Pi, the Deficient Pi,  
that which is an embarrassment to Human Intelligence, keeping us limited.  
This will be the beginning of a process that slowly erases the Digital Rust or  
Neural (mental) Entrophy that currently engulfs our planet.  
Command each Day that this Memory Reboot, this MorphoGenesis,  
or Rewiring of Your Neural Circuitry will act as a DNA Upgrade,  
allowing more Light Intelligence into your crystalline, Divine Field.

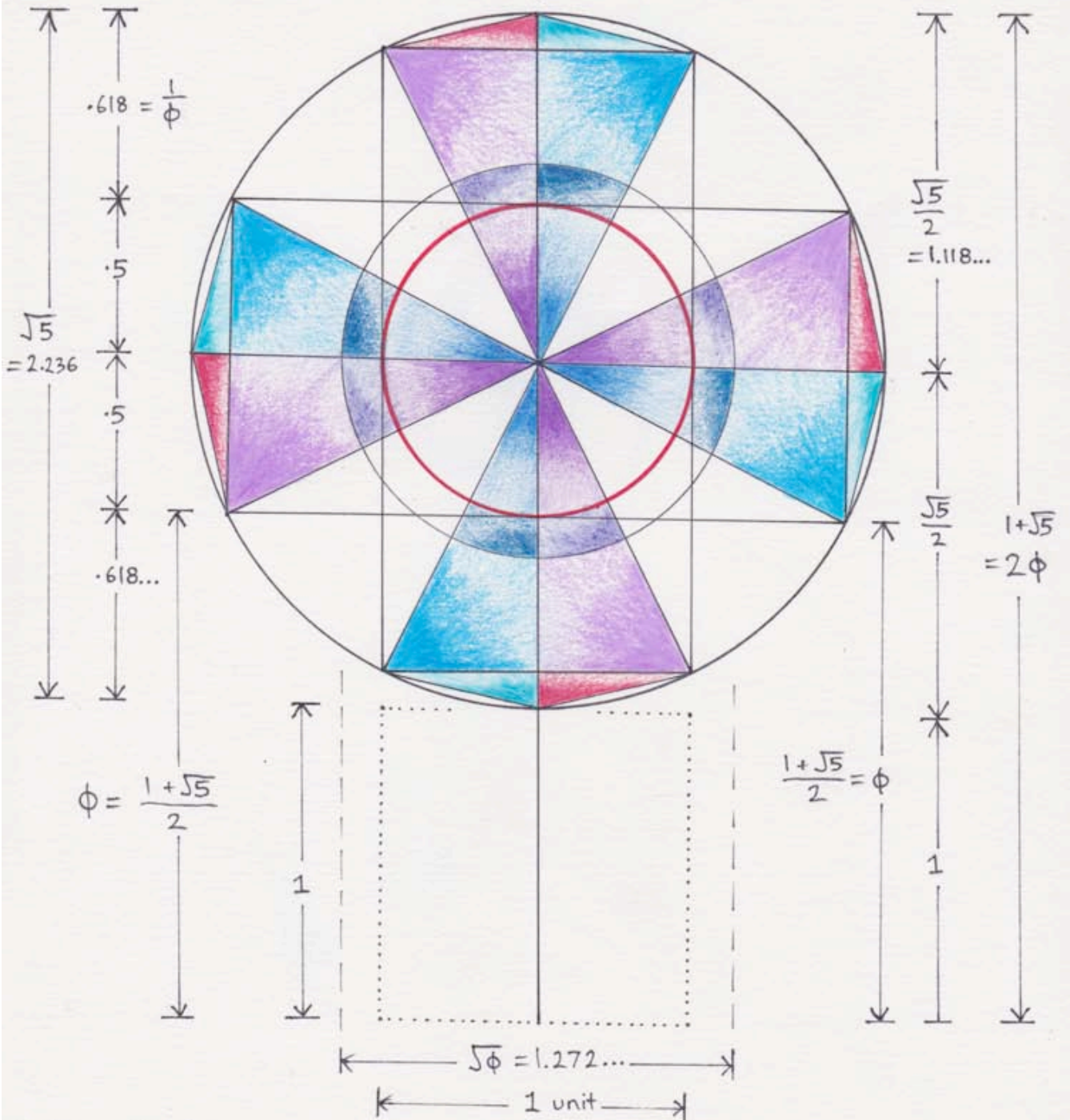


Of interest, this **Root 5 Maltese-like Cross** is the symbol seen on the Heart of the Ascended Master, the Comte de **Saint Germain** (immortal German alchemist), another important clue to show us clearly that this is indeed lost Ancient Knowledge, whose time it is to be revealed, if we collectively heal our wounds and reach for the stars.

This is the ultimate tool that we have to prove JainPi geometrically (although this book contains the algebraic proof, this geometric proof is simpler to understand. Highlighted is the **Root 5 Cross**, generated from the **diagonals of the Double Unit Square**, the key to obtaining Root 5 which is the only known way to reveal Phi whose formula is  **$1 + \text{Root } 5 \text{ divided by } 2$** .

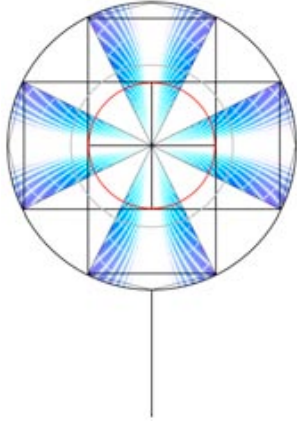
The next page shows the geometric proof for what is now known as the **LollyPop** or **FairyWand** Method which essentially states that **Phi is Pi**:

# GEOMETRIC PROOF for JAIN PI $J_{\pi}$ LOLLYPOP / FAIRYLAND METHOD

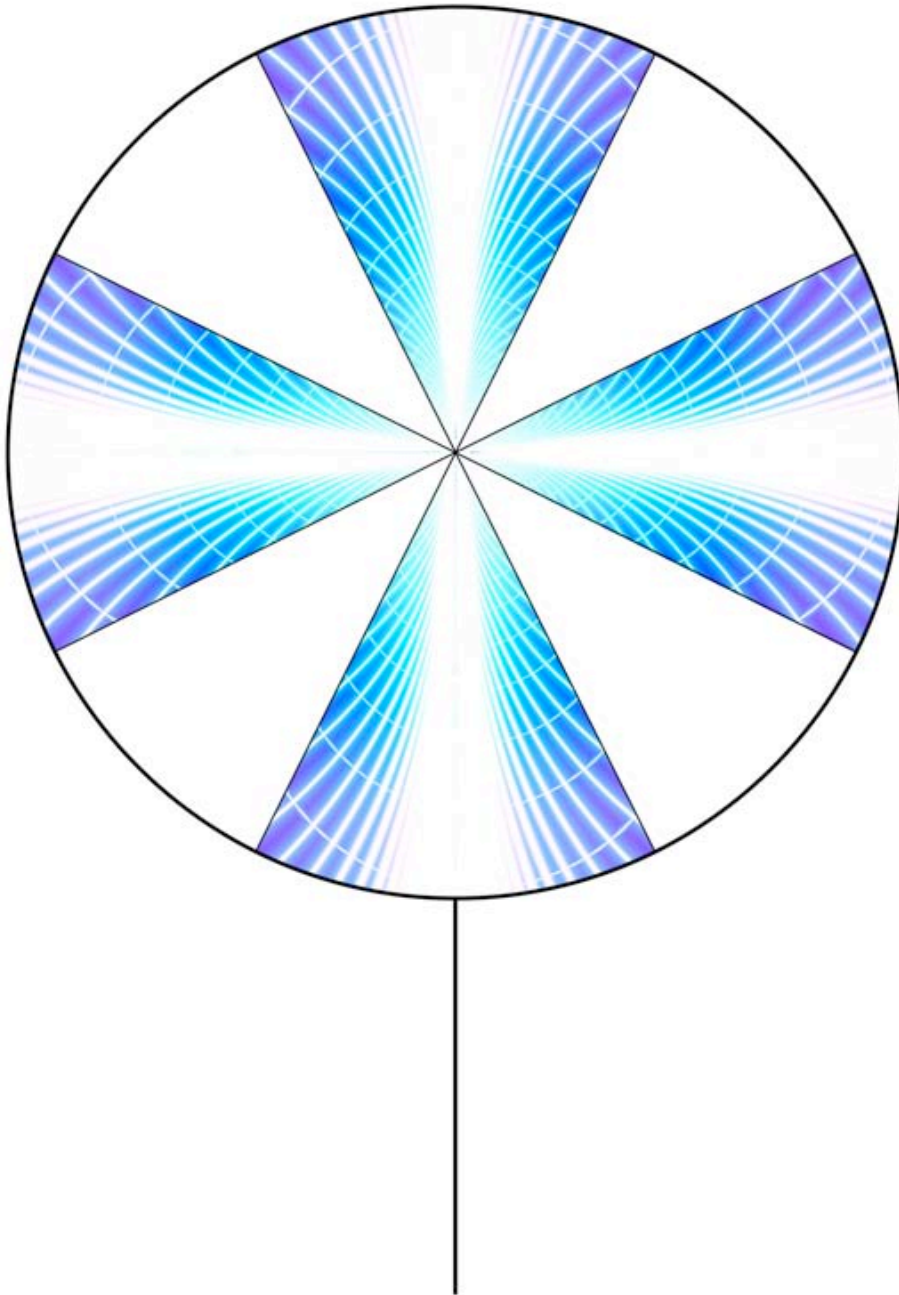
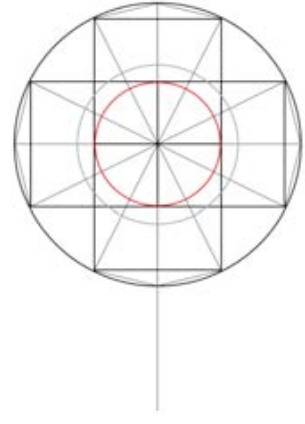


TRUE VALUE OF PI = **3.144605511029693144...**

© JAIN 108 2014 Mullumbimby Creek.

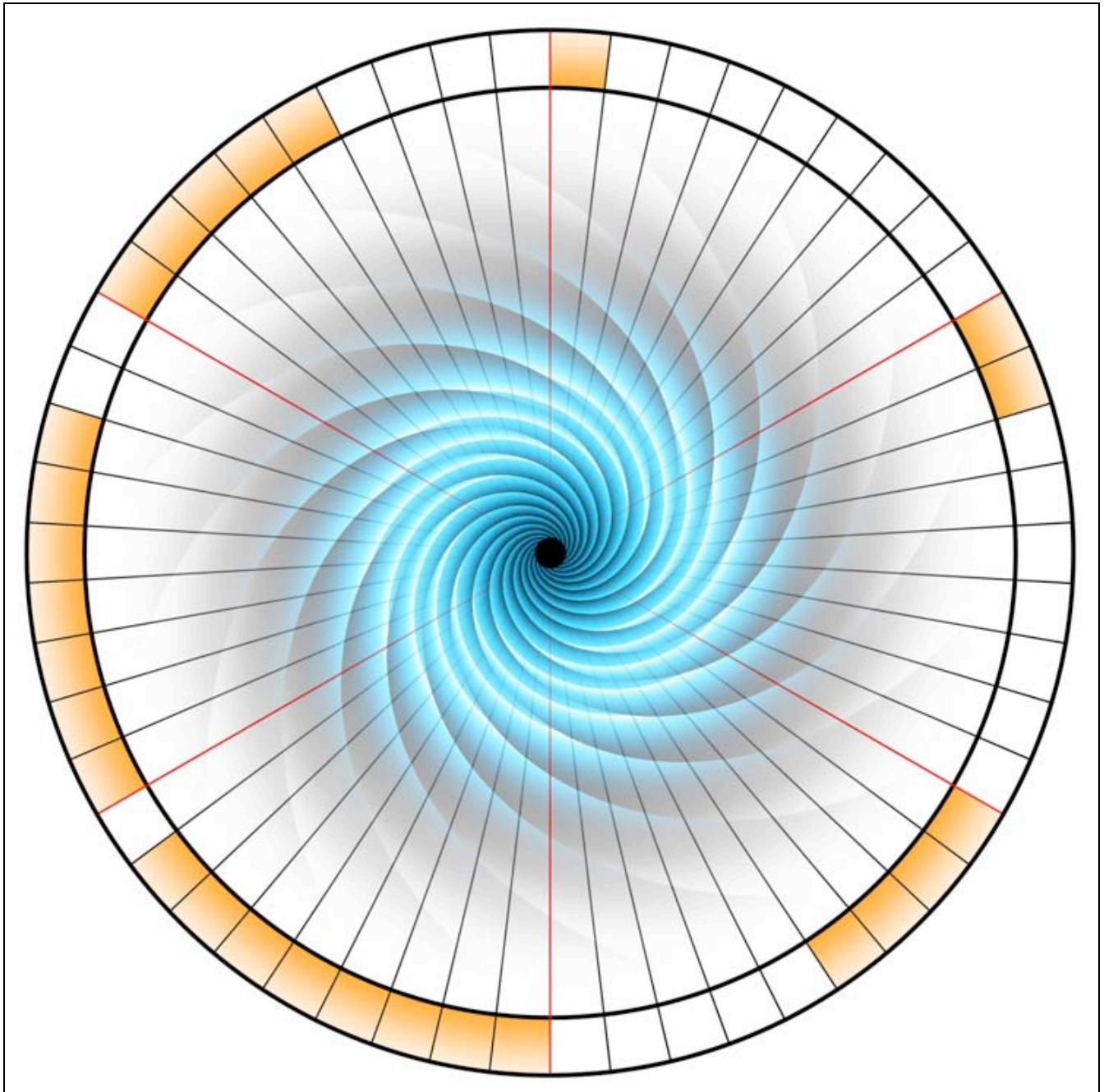


Essentially,  
this geometric  
Fairywand Method  
clearly confirms that the  
Essence or Structure of  
Pi is Phi.  
Thus,  
the recrudescence of  
PhiPi



The Reincarnation of PhiPi





## **BINARY CODE DISK: WEALTH MULTIPLIER**

Stay tuned for my next book: *The Art of Number, volume 2, Translating Number into Sacred Art*. Here is a sample of one of the new Psycho-Active designs coming through, which will also be available as a Decal (adhesive transparency) in 2015. Use this Binary Code Disk to Keep Doubling Your Wealth. Merely place some gold coins in the middle and program your pure intention that this Disk be used specifically as  
a Prosperity Code,  
as a Wealth Multiplier,  
as a Vortex for Abundance.

# THE BOOK OF PHI

VOLUME

8

The TRUE VALUE of Pi  
Jain Pi = 3.144...



Jain 108

PUBLISHED 2014

## BACK COVER BLURB

- You've been spoonfed a lie for your whole life! The anointed Pi that you know (the Circle To Square relationship) is a deliberate disharmonic frequency. It does not equal 3.141592... Ask NASA, they use another value for pi! This erroneous pi value is merely an approximation for the limit or sum of millions and billions of triangular polygons (like narrow slices of a pizza) used to derive the circumference of the circle, fudging straight lines to achieve a smooth curve, using the Linear to comprehend or describe the Non-Linear Curve-Circumference. It does not reflect or account for the millions and billions of tiny or infinitesimal little **Areas Under The Curve**. The fundamental error is that our greatest mathematicians for thousands of years assumed, with brute force, that the more polygons we imposed the more magically that the **Area Under The Curve** would simply just disappear. Like der. An ancient and embarrassing intellectual faux pas.
- Fortunately, the True Value of Pi, known as **JainPi = 3.144605511029693144...** can be determined, by copying and comprehending the Phi-ratioed mathematics of flowers and crystals, the human canon and planetary distances from the sun: based on the **Golden Root** or **Square Root of Phi** (1.272... which is the height of the **Cheop's** pyramid when its apothem or centre of base to edge length is 1 unit). **JainPi = 4 /  $\sqrt{\phi}$**  (4 divided by the square root of Phi). It has algebraic golden roots derived from a 4<sup>th</sup> dimensional equation/polynomial ( $x^4 + 16x^2 - 256 = 0$ ), contradicting all the books on its transcendentalty.
- Jain's essential & irrefutable geometric proof "**The FairyWand Method**" shows that Phi's formula  $(1 + \sqrt{5}) \div 2$  reveals a pathway whose Locus or **Sweet Spot** is the **Circle of Pi**. This proves that True Pi must be based on Phi. **JainPi = 3.144 = 4  $\div$   $\phi$**  (4 divided by the Square Root of Phi).
- One purpose of this compendium is the promotion of **International Conferences** entitled: "**IS PI A LIE?**" Its aim is to gather and harvest the greatest mathematical minds on the planet today, towards the **Fibonacciization** of East & West, to finally put an end to this ancient debate.
- Lots of interesting information on Traditional or **Legacy Pi**, has been included in this book and its sequel, **volume 9**, is specifically on Pi with some extra notes on JainPi.
- ... it has been over a decade that Jain of Oz has speculated that Pi could be falsch and now with the release of his major work **The Book of Phi, volume 8**, confirming that it is indeed falsch, seasoned and once skeptical mathematicians are now reaching for their thesauri in search of superlatives that would do Jain 108 justice... openly and excitedly announcing without any doubt the correctness of JainPi... a **phi-nomenon** that takes us to the source of non-decaying spin of the electron and the physics of black holes...
- Twenty-seven years of humble research by one of the most knowledgeable person on the planet promises to blow a w-hole wide open and right through the epicenter of shifting mathematical consciousness.
- **Jain 108**  
**3.144ologist**  
2014 (a promethean year, shaking the world's mathematical foundations).

# THE BOOK OF PHI

## VOLUME 8

The True Value of Pi JainPi = 3.144...

- You've been spoonfed a lie for your whole life! The anointed Pi that you know (the Circle To Square relationship) is a deliberate disharmonic frequency. It does not equal 3.141592... Ask NASA, they use another value for pi! This erroneous pi value is merely an approximation for the limit or sum of millions and billions of triangular polygons (like narrow slices of a pizza) used to derive the circumference of the circle, fudging straight lines to achieve a smooth curve, using the Linear to comprehend or describe the Non-Linear Curve-Circumference. It does not reflect or account for the millions and billions of tiny or infinitesimal little **Areas Under The Curve**. The fundamental error is that our greatest mathematicians for thousands of years assumed, with brute force, that the more polygons we imposed the more magically that the **Area Under The Curve** would simply just disappear. Like der. An ancient and embarrassing intellectual faux pas.
- Fortunately, the True Value of Pi, known as **JainPi = 3.144605511029693144...** can be determined, by copying and comprehending the Phi-ratioed mathematics of flowers and crystals, the human canon and planetary distances from the sun: based on the **Golden Root** or **Square Root of Phi** (1.272... which is the height of the Cheop's pyramid when its apothem or centre of base to edge length is 1 unit).
- Jain's essential and irrefutable geometric proof "**The Fairy Wand Method**" shows that Phi's formula  $(1+\sqrt{5})/2$  reveals a pathway whose Locus or **Sweet-Spot** is the **Circle of Pi**. This proves that **True Pi must be based on Phi**.  
 $JainPi = 3.144... = 4 + \sqrt{\phi}$  ( $4 \div$  by the square root of Phi).
- One purpose of this compendium is the promotion of **International Conferences** entitled: "**IS PI A LIE?**" Its aim is to gather and harvest the greatest mathematical minds on the planet today, towards the **Fibonacciization** of East & West, to finally put an end to this ancient debate.
- Lots of interesting information on Traditional or **Legacy Pi**, has been included in this book and its soon to be published sequel, **volume 9**, is specifically on Pi with some extra notes on JainPi.
- ... it has been over a decade that Jain of Oz has speculated that Pi could be falsch and now with the release of his major work **The Book of Phi, volume 8**, confirming that it is indeed falsch, seasoned and once skeptical mathematicians are now reaching for their thesauri in search of superlatives that would do Jain 108 justice... openly and excitedly announcing without any doubt the correctness of JainPi... a **phi-nomenon** that takes us to the source of non-decaying spin of the electron and the physics of black holes...
- Twenty-seven years of humble research by one of the most knowledgeable person on the planet promises to blow a (w)hole wide open and right through the epicenter of shifting mathematical consciousness.

Jain 108

3.144ologist

2014 (a promethean year, due to shake the world's mathematical foundations).

[jainmathemagics.com](http://jainmathemagics.com)



blessings and gratitude